

Weekly SLA Customer Report

Customer PHS_Production
Database ID 47



Harddisk Usage PHS_BI_GCAB779a

	Free disk space on c: (%)	Total disk space on c: (Gb)	Free disk space on d: (%)	Total disk space on d: (Gb)
30-Mar-19	9	150	20	200
29-Mar-19	9	150	20	200
28-Mar-19	9	150	20	200
27-Mar-19	9	150	20	200
26-Mar-19	9	150	20	200
25-Mar-19	9	150	20	200
24-Mar-19	9	150	20	200

Harddisk Usage PHS_PRDWEB_DCAB573b

	Free disk space on c: (%)	Total disk space on c: (Gb)
30-Mar-19	78	100
29-Mar-19	78	100
28-Mar-19	78	100
27-Mar-19	78	100
26-Mar-19	78	100
25-Mar-19	78	100
24-Mar-19	78	100

Weekly SLA Customer Report

Customer PHS_Production
 Database ID 47



Harddisk Usage PHS_PRD_GCAB574b

	Free disk space on c: (%)	Total disk space on c: (Gb)	Free disk space on d: (%)	Total disk space on d: (Gb)	Free disk space on f: (%)	Total disk space on f: (Gb)
30-Mar-19	67	150	23	300	28	200
29-Mar-19	67	150	23	300	34	200
28-Mar-19	67	150	23	300	34	200
27-Mar-19	67	150	23	300	34	200
26-Mar-19	67	150	23	300	34	200
25-Mar-19	67	150	23	300	33	200
24-Mar-19	67	150	23	300	36	200

Harddisk Usage PHS_PRD_GCAB576b

	Free disk space on c: (%)	Total disk space on c: (Gb)	Free disk space on d: (%)	Total disk space on d: (Gb)	Free disk space on f: (%)	Total disk space on f: (Gb)
30-Mar-19	73	150	26	300	74	100
29-Mar-19	73	150	26	300	73	100
28-Mar-19	73	150	26	300	74	100
27-Mar-19	73	150	26	300	74	100
26-Mar-19	73	150	26	300	74	100
25-Mar-19	73	150	26	300	71	100
24-Mar-19	73	150	26	300	75	100

Weekly SLA Customer Report

Customer PHS_Production
Database ID 47



Harddisk Usage PHS_TST_GCAB575b

	Free disk space on c: (%)	Total disk space on c: (Gb)	Free disk space on d: (%)	Total disk space on d: (Gb)
30-Mar-19	24	50	18	300
29-Mar-19	24	50	18	300
28-Mar-19	24	50	18	300
27-Mar-19	24	50	18	300
26-Mar-19	24	50	18	300
25-Mar-19	24	50	18	300
24-Mar-19	24	50	18	300

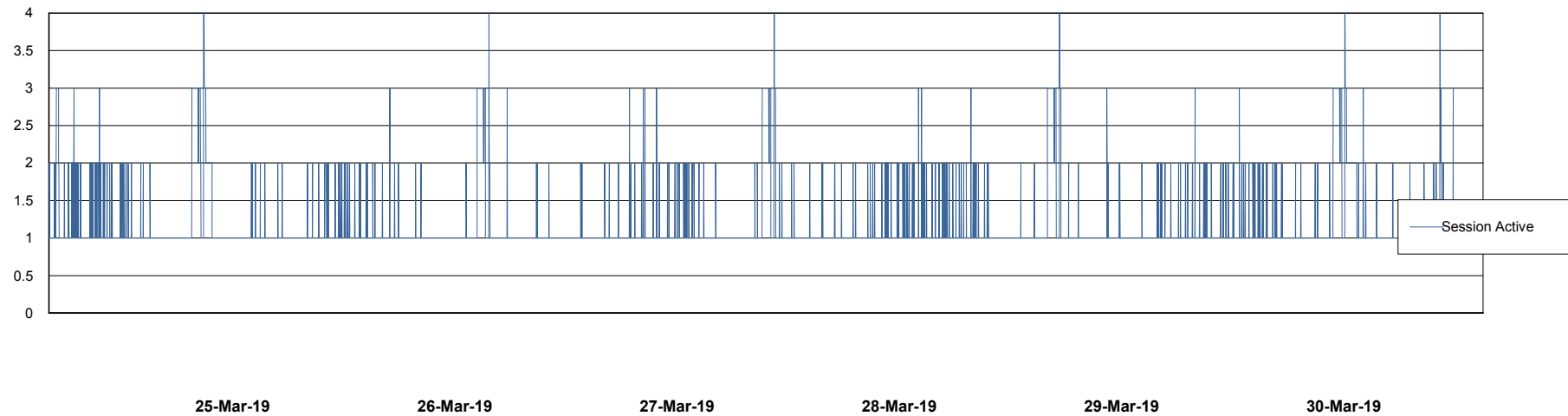
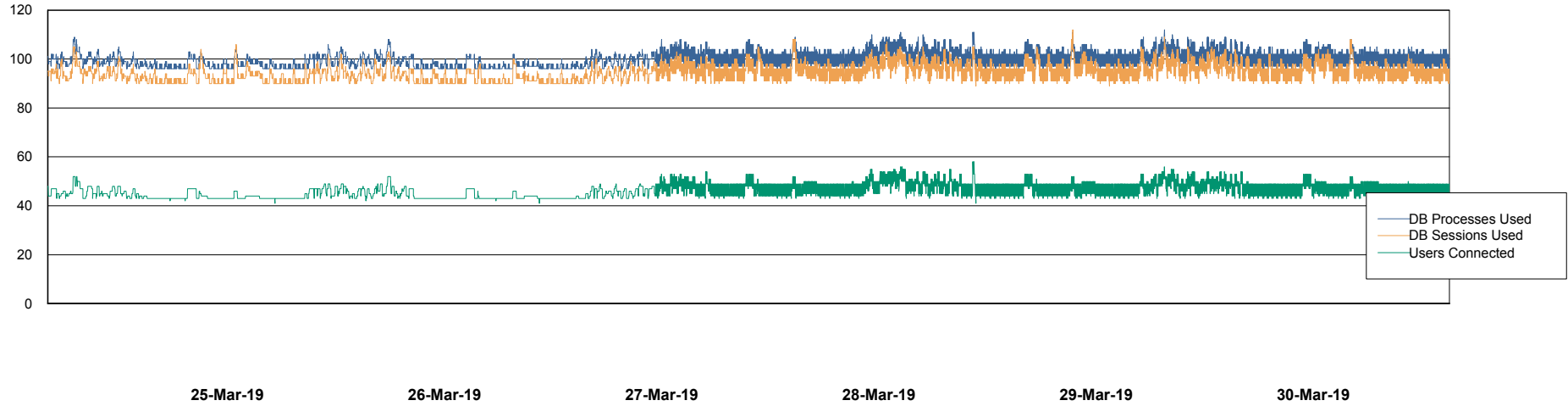
Weekly SLA Customer Report

Customer PHS_Production
Database ID 47



Database Performance PHSDB_Production

DB Processes Max 500
DB Sessions Max 772



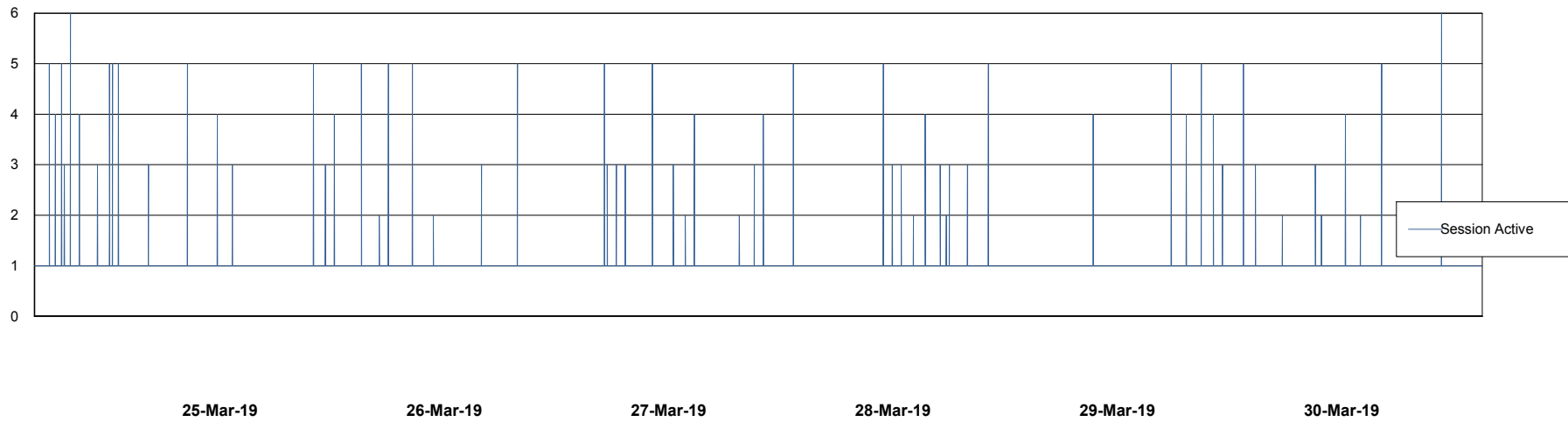
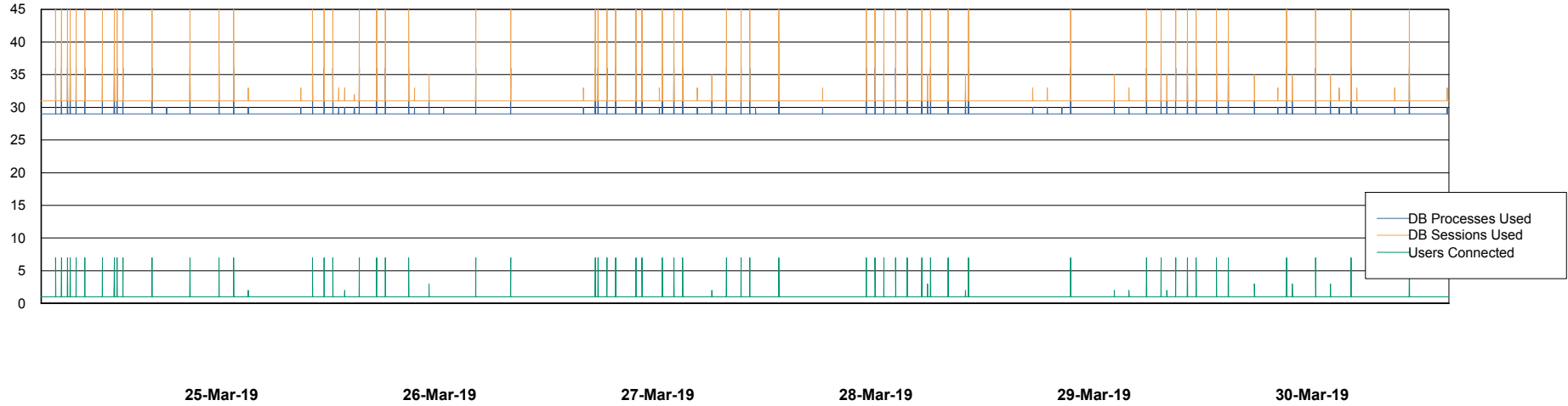
Weekly SLA Customer Report

Customer PHS_Production
Database ID 47



Database Performance PHSDB_Standby

DB Processes Max 500
DB Sessions Max 772



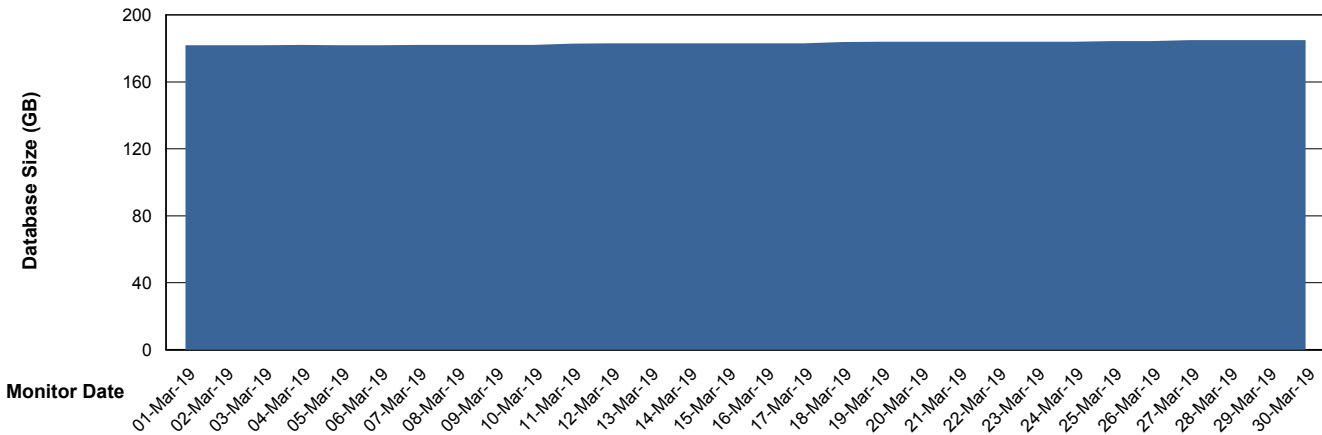
Weekly SLA Customer Report

Customer PHS_Production
 Database ID 47



DATABASE SIZE PHSDB_Production

Database growth over last month



Database Tablespace PHSDB_Production

Date	Tablespace Name	Filesize (Gb)	Usedsize (Gb)	Percentage free
30-Mar-19	ABSDATA	197	175	11
	INDX	12	10	17
29-Mar-19	ABSDATA	197	175	11
	INDX	12	10	17
28-Mar-19	ABSDATA	197	175	11
	INDX	12	10	17
27-Mar-19	ABSDATA	197	175	11
	INDX	12	10	17
26-Mar-19	ABSDATA	197	175	11
	INDX	12	10	17
25-Mar-19	ABSDATA	197	175	11
	INDX	12	10	17
24-Mar-19	ABSDATA	197	174	12
	INDX	12	10	17

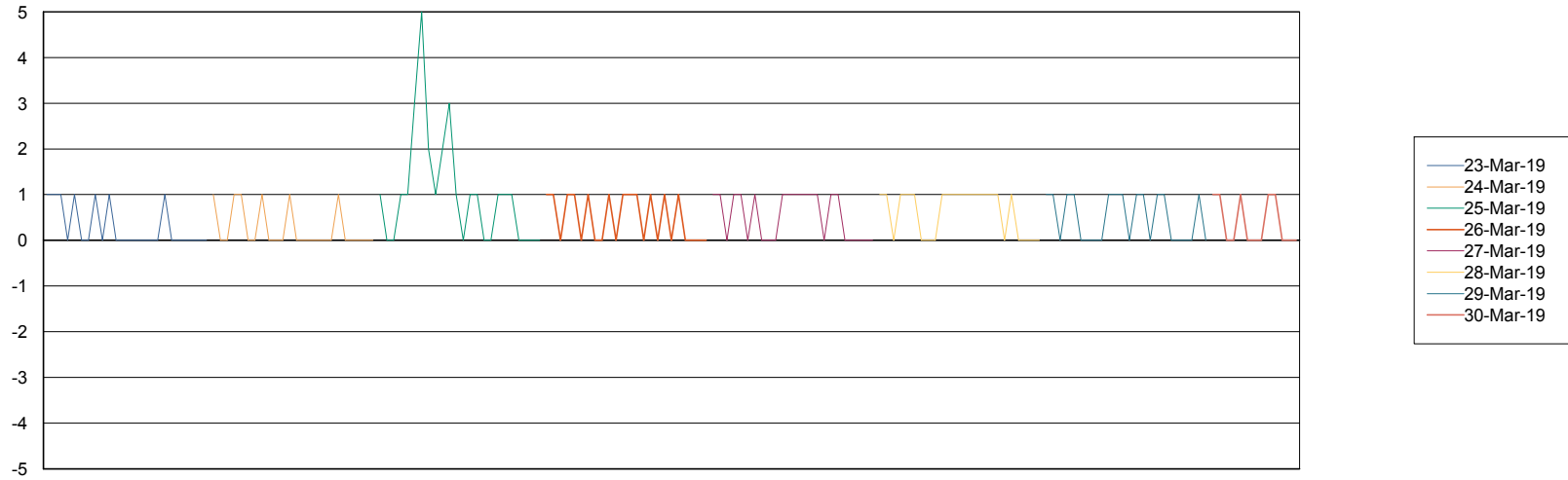
Weekly SLA Customer Report

Customer PHS_Production
Database ID 47



Standby Database Health PHS_Production

Recovery lag for last 7 days



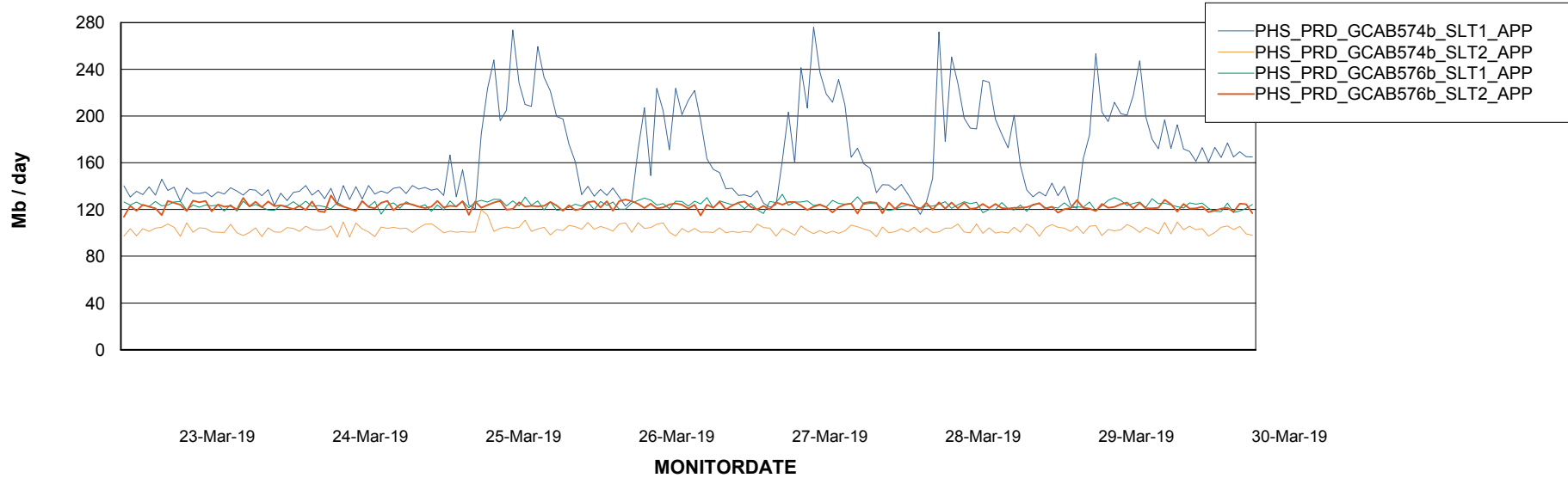
Weekly SLA Customer Report

Customer PHS_Production
Database ID 47

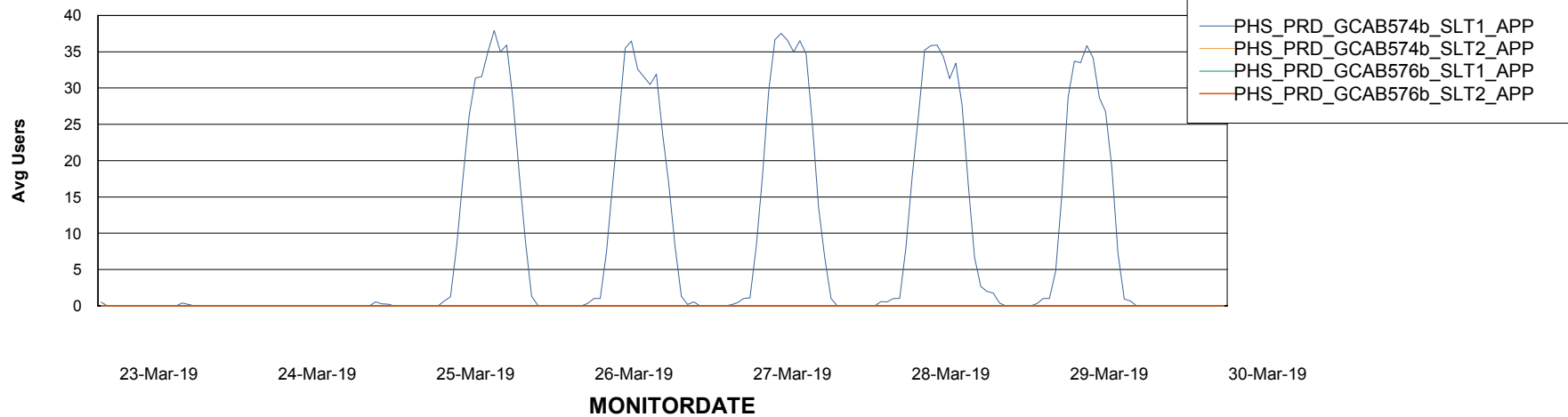


ABSSolute Application Server Services

Avg memory used per ABS Server Service



Avg users per day per ABS server



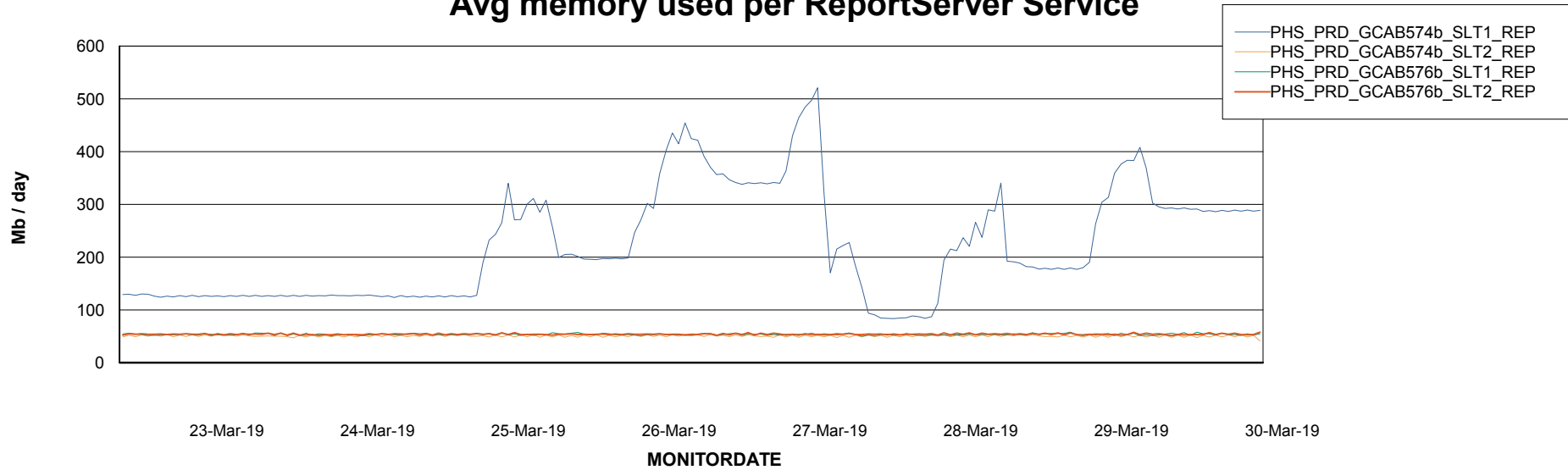
Weekly SLA Customer Report

Customer PHS_Production
Database ID 47



ABSSolute Application ReportServer Services

Avg memory used per ReportServer Service



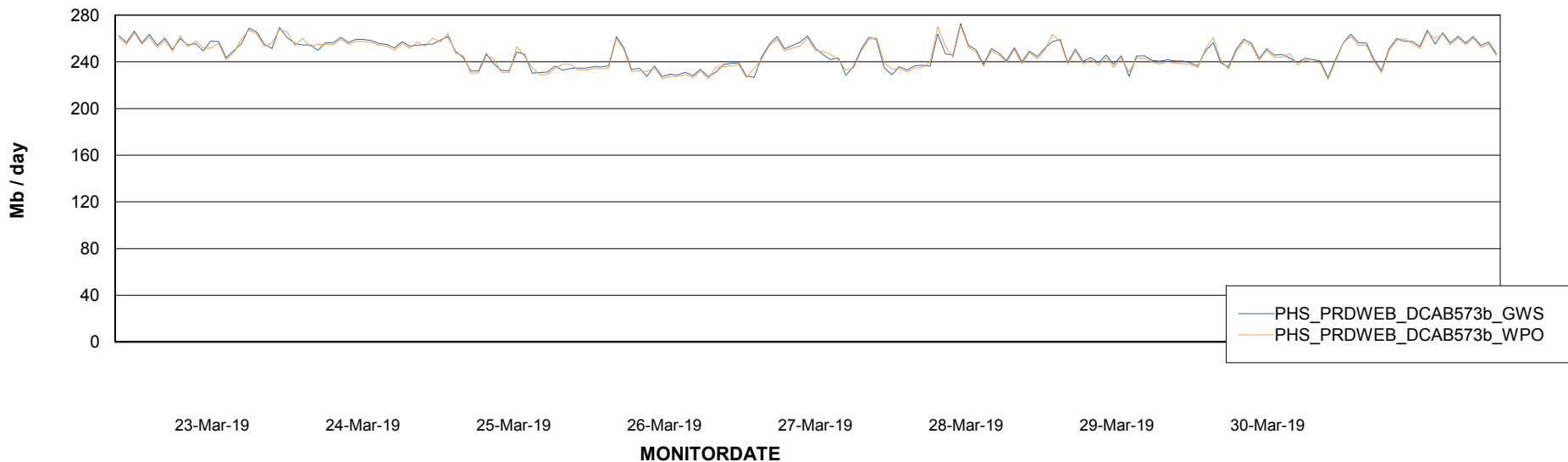
Weekly SLA Customer Report

Customer PHS_Production
Database ID 47



ABSolute Web Component Services

Avg memory used per ABS Web component



Weekly SLA Customer Report

Customer PHS_Production
Database ID 47



Disaster per ABS component

