

Weekly SLA Customer Report

Customer PCO Production
Database ID 44



Harddisk Usage PCO_PRD_ORACLE1

	Free disk space on c: (%)	Total disk space on c: (Gb)	Free disk space on d: (%)	Total disk space on d: (Gb)
30-Mar-19	82	447	59	1,676
29-Mar-19	82	447	59	1,676
28-Mar-19	82	447	59	1,676
27-Mar-19	82	447	59	1,676
26-Mar-19	82	447	59	1,676
25-Mar-19	82	447	59	1,676
24-Mar-19	82	447	59	1,676

Harddisk Usage PCO_PRD_ORACLE2

	Free disk space on c: (%)	Total disk space on c: (Gb)	Free disk space on d: (%)	Total disk space on d: (Gb)
30-Mar-19	77	279	48	838
29-Mar-19	77	279	48	838
28-Mar-19	77	279	48	838
27-Mar-19	77	279	48	838
26-Mar-19	77	279	48	838
25-Mar-19	77	279	48	838
24-Mar-19	77	279	48	838

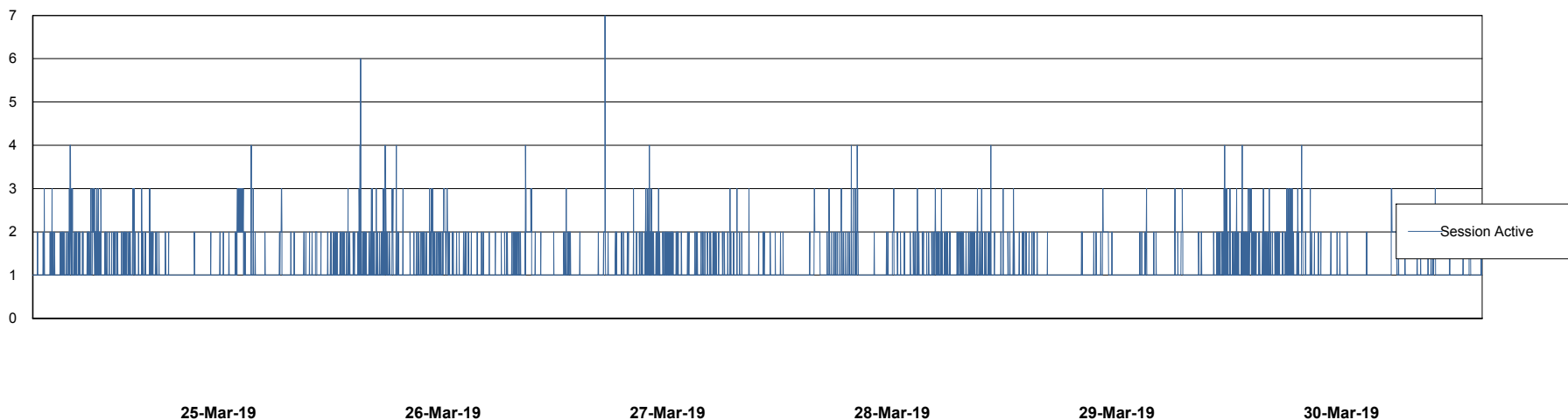
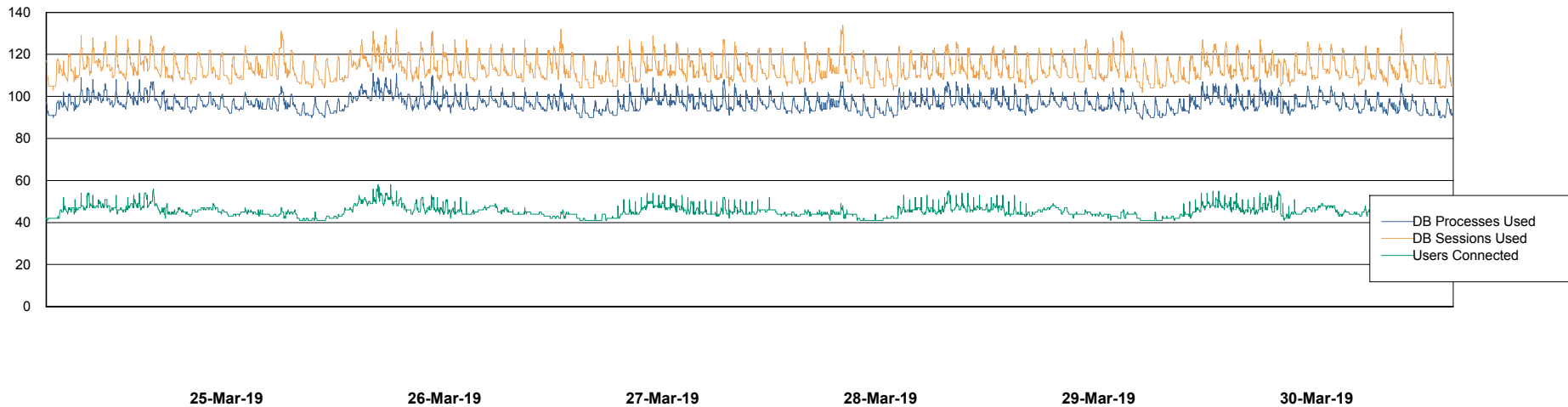
Weekly SLA Customer Report

Customer PCO Production
Database ID 44



Database Performance PCODB_Production

DB Processes Max 350
DB Sessions Max 560



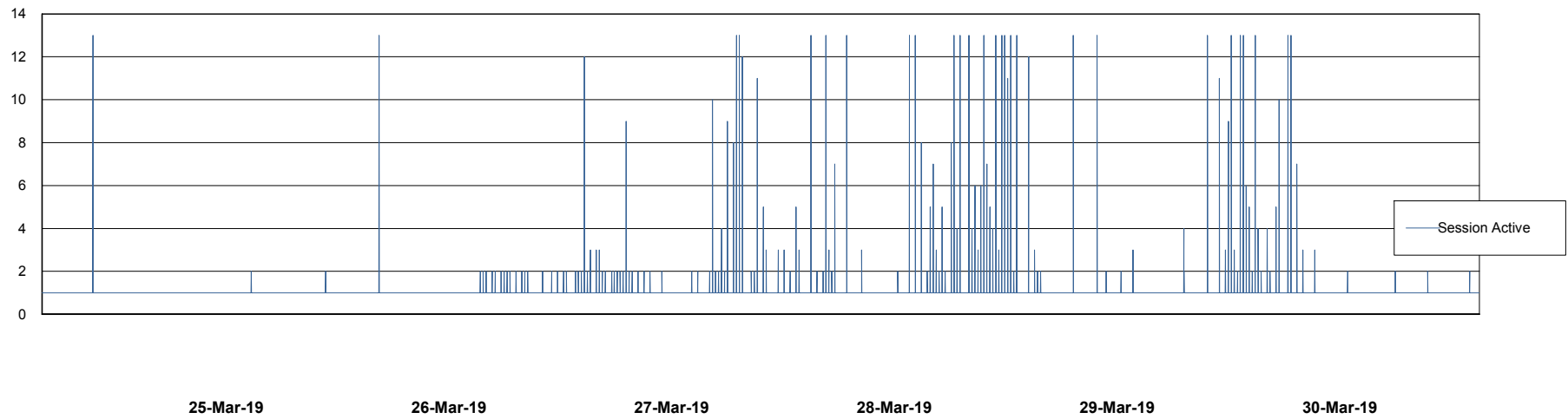
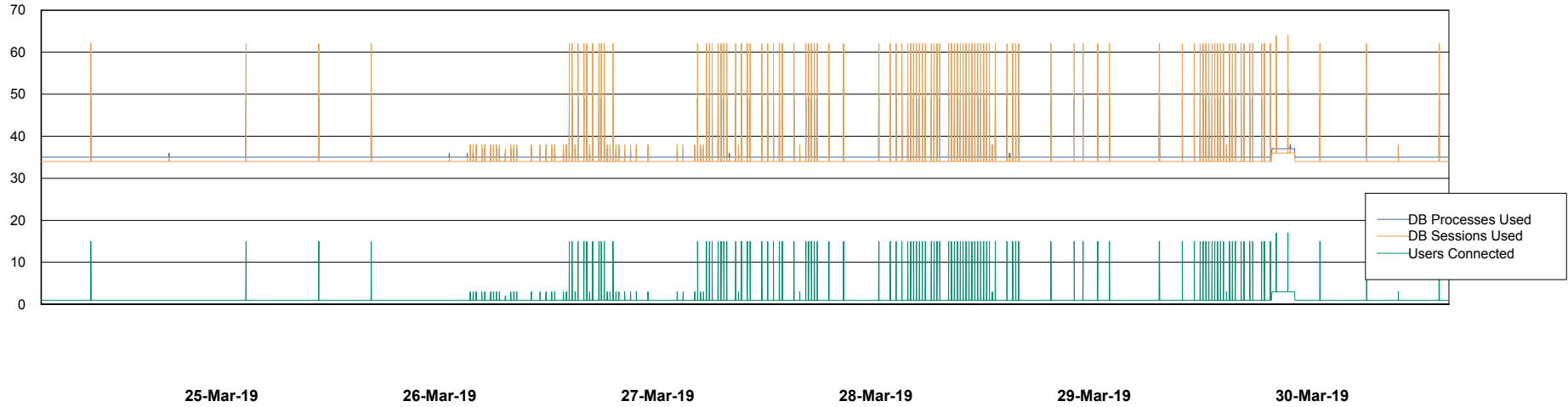
Weekly SLA Customer Report

Customer PCO Production
Database ID 44



Database Performance PCODB_Standby

DB Processes Max 350
DB Sessions Max 552



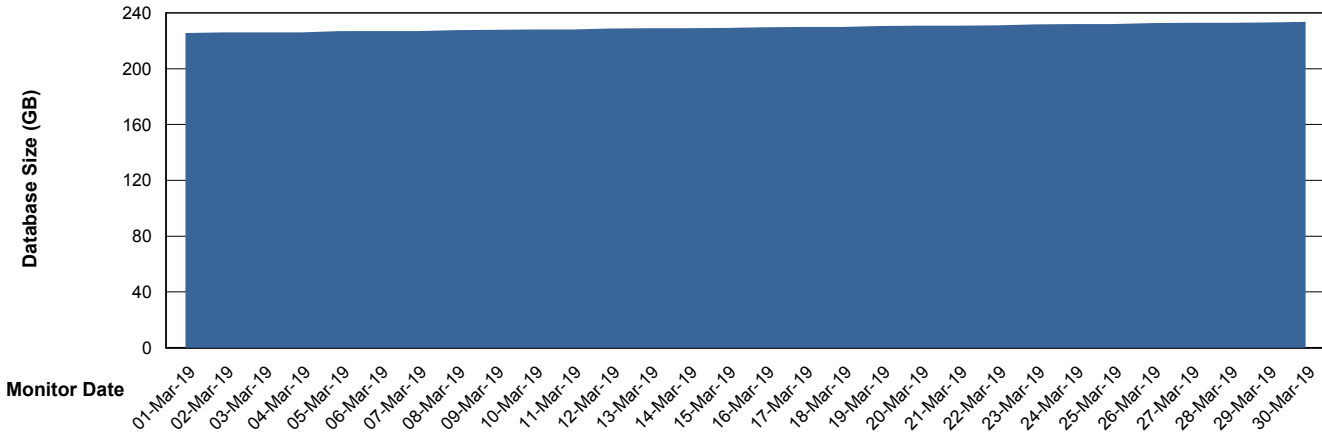
Weekly SLA Customer Report

Customer PCO Production
 Database ID 44



DATABASE SIZE PCODB_Production

Database growth over last month



Database Tablespace PCODB_Production

Date	Tablespace Name	Filesize (Gb)	Usedsize (Gb)	Percentage free
30-Mar-19	ABSDATA	150	84	44
	INDX	200	117	42
29-Mar-19	ABSDATA	150	84	44
	INDX	200	117	42
28-Mar-19	ABSDATA	150	84	44
	INDX	200	117	42
27-Mar-19	ABSDATA	150	84	44
	INDX	200	117	42
26-Mar-19	ABSDATA	150	84	44
	INDX	200	117	42
25-Mar-19	ABSDATA	150	84	44
	INDX	200	117	42
24-Mar-19	ABSDATA	150	84	44
	INDX	200	117	42

Weekly SLA Customer Report

Customer PCO Production
Database ID 44



Standby Database Health PCO Production

Recovery lag for last 7 days

