

Weekly SLA Customer Report

Customer CSC_Production
Database ID 50



Harddisk Usage CSC_PRD_ABS01

| | Free disk space on c: (%) | Total disk space on c: (Gb) | Free disk space on d: (%) | Total disk space on d: (Gb) |
|-----------|---------------------------|-----------------------------|---------------------------|-----------------------------|
| 30-Mar-19 | 43 | 110 | 52 | 210 |
| 29-Mar-19 | 43 | 110 | 52 | 210 |
| 28-Mar-19 | 43 | 110 | 52 | 210 |
| 27-Mar-19 | 43 | 110 | 52 | 210 |
| 26-Mar-19 | 43 | 110 | 52 | 210 |
| 25-Mar-19 | 44 | 110 | 52 | 210 |
| 24-Mar-19 | 44 | 110 | 52 | 210 |

Harddisk Usage CSC_PRD_ABS02

| | Free disk space on c: (%) | Total disk space on c: (Gb) |
|-----------|---------------------------|-----------------------------|
| 30-Mar-19 | 14 | 80 |
| 29-Mar-19 | 14 | 80 |
| 28-Mar-19 | 14 | 80 |
| 27-Mar-19 | 14 | 80 |
| 26-Mar-19 | 15 | 80 |
| 25-Mar-19 | 15 | 80 |
| 24-Mar-19 | 15 | 80 |

Weekly SLA Customer Report

Customer CSC_Production
Database ID 50



Harddisk Usage CSC_PRD_ABS04

| | Free disk space on c: (%) | Total disk space on c: (Gb) |
|-----------|---------------------------|-----------------------------|
| 30-Mar-19 | 47 | 80 |
| 29-Mar-19 | 47 | 80 |
| 28-Mar-19 | 47 | 80 |
| 27-Mar-19 | 47 | 80 |
| 26-Mar-19 | 47 | 80 |
| 25-Mar-19 | 47 | 80 |
| 24-Mar-19 | 48 | 80 |

Harddisk Usage CSC_PRD_ABS05

| | Free disk space on c: (%) | Total disk space on c: (Gb) |
|-----------|---------------------------|-----------------------------|
| 30-Mar-19 | 42 | 80 |
| 29-Mar-19 | 42 | 80 |
| 28-Mar-19 | 42 | 80 |
| 27-Mar-19 | 42 | 80 |
| 26-Mar-19 | 42 | 80 |
| 25-Mar-19 | 42 | 80 |
| 24-Mar-19 | 42 | 80 |

Weekly SLA Customer Report

Customer CSC_Production
Database ID 50



Harddisk Usage CSC_PRD_SRV_Primary

| | Free disk space on c: (%) | Total disk space on c: (Gb) | Free disk space on d: (%) | Total disk space on d: (Gb) | Free disk space on e: (%) | Total disk space on e: (Gb) |
|-----------|---------------------------|-----------------------------|---------------------------|-----------------------------|---------------------------|-----------------------------|
| 30-Mar-19 | 70 | 150 | 48 | 600 | 20 | 900 |
| 29-Mar-19 | 70 | 150 | 48 | 600 | 22 | 900 |
| 28-Mar-19 | 70 | 150 | 48 | 600 | 21 | 900 |
| 27-Mar-19 | 70 | 150 | 48 | 600 | 36 | 900 |
| 26-Mar-19 | 70 | 150 | 48 | 600 | 27 | 900 |
| 25-Mar-19 | 71 | 150 | 48 | 600 | 38 | 900 |
| 24-Mar-19 | 71 | 150 | 48 | 600 | 29 | 900 |

Harddisk Usage CSC_PRD_SRV_Standby

| | Free disk space on c: (%) | Total disk space on c: (Gb) | Free disk space on d: (%) | Total disk space on d: (Gb) | Free disk space on e: (%) | Total disk space on e: (Gb) |
|-----------|---------------------------|-----------------------------|---------------------------|-----------------------------|---------------------------|-----------------------------|
| 30-Mar-19 | 79 | 150 | 72 | 600 | 47 | 700 |
| 29-Mar-19 | 79 | 150 | 72 | 600 | 47 | 700 |
| 28-Mar-19 | 79 | 150 | 72 | 600 | 47 | 700 |
| 27-Mar-19 | 79 | 150 | 72 | 600 | 47 | 700 |
| 26-Mar-19 | 79 | 150 | 72 | 600 | 47 | 700 |
| 25-Mar-19 | 79 | 150 | 72 | 600 | 47 | 700 |
| 24-Mar-19 | 79 | 150 | 72 | 600 | 47 | 700 |

Weekly SLA Customer Report

Customer CSC_Production
Database ID 50



Harddisk Usage CSC_PRD_WEBSRV

| | | Total disk space on c: (Gb) |
|-----------|----|-----------------------------|
| 30-Mar-19 | 45 | 59 |
| 29-Mar-19 | 45 | 59 |
| 28-Mar-19 | 45 | 59 |
| 27-Mar-19 | 45 | 59 |
| 26-Mar-19 | 45 | 59 |
| 25-Mar-19 | 45 | 59 |
| 24-Mar-19 | 45 | 59 |

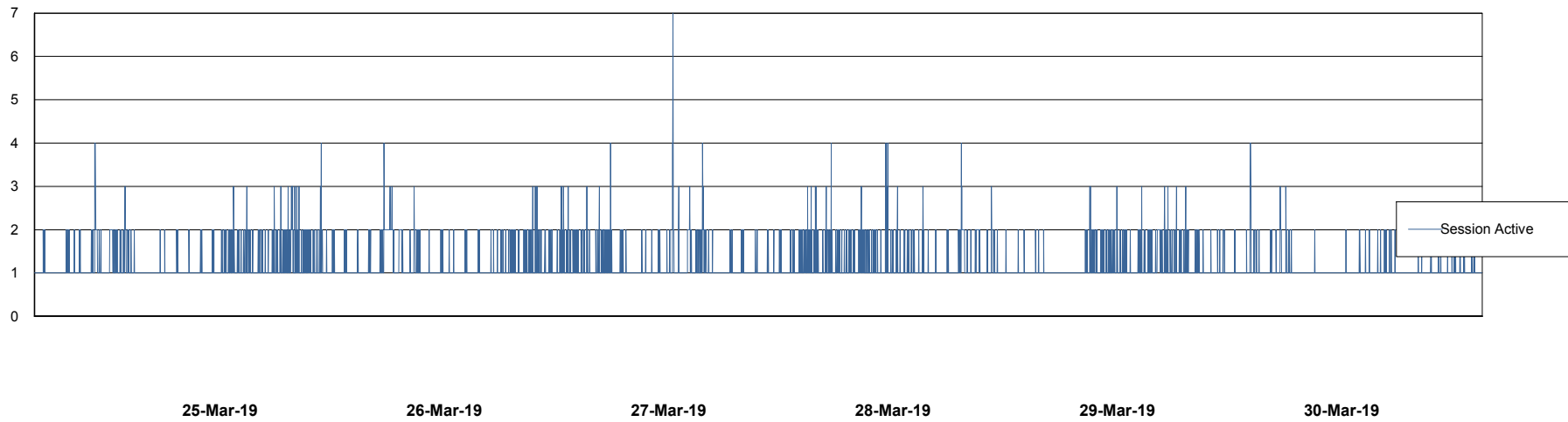
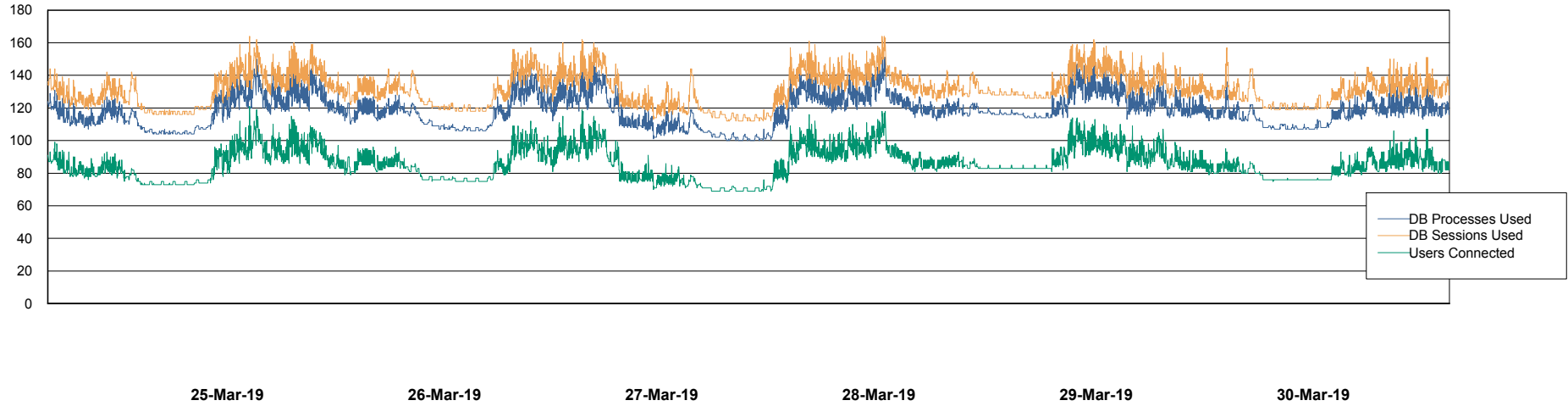
Weekly SLA Customer Report

Customer CSC_Production
Database ID 50



Database Performance CSCDB_Primary

DB Processes Max 500
DB Sessions Max 800



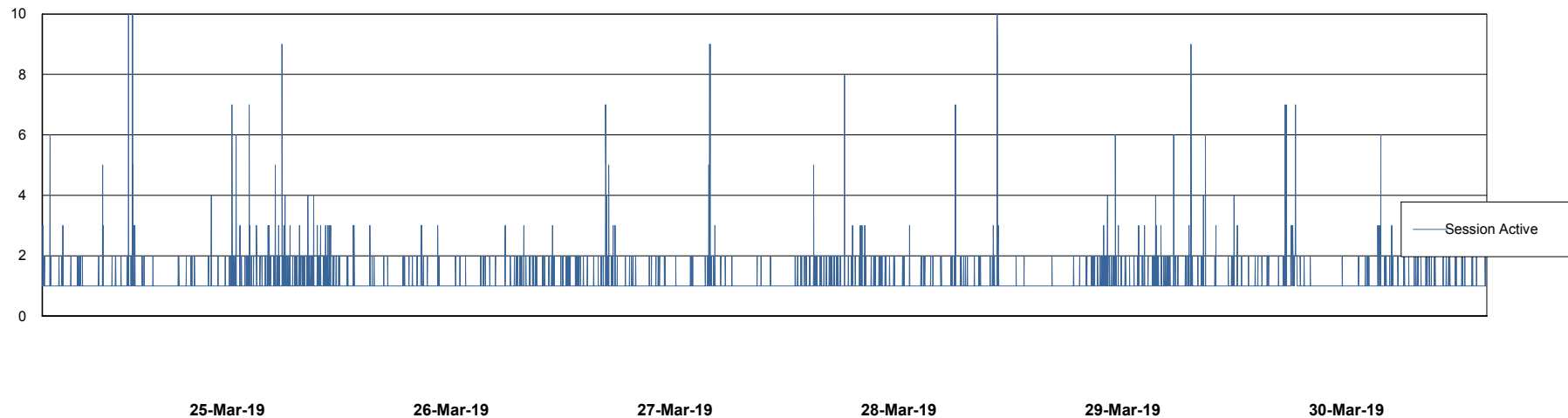
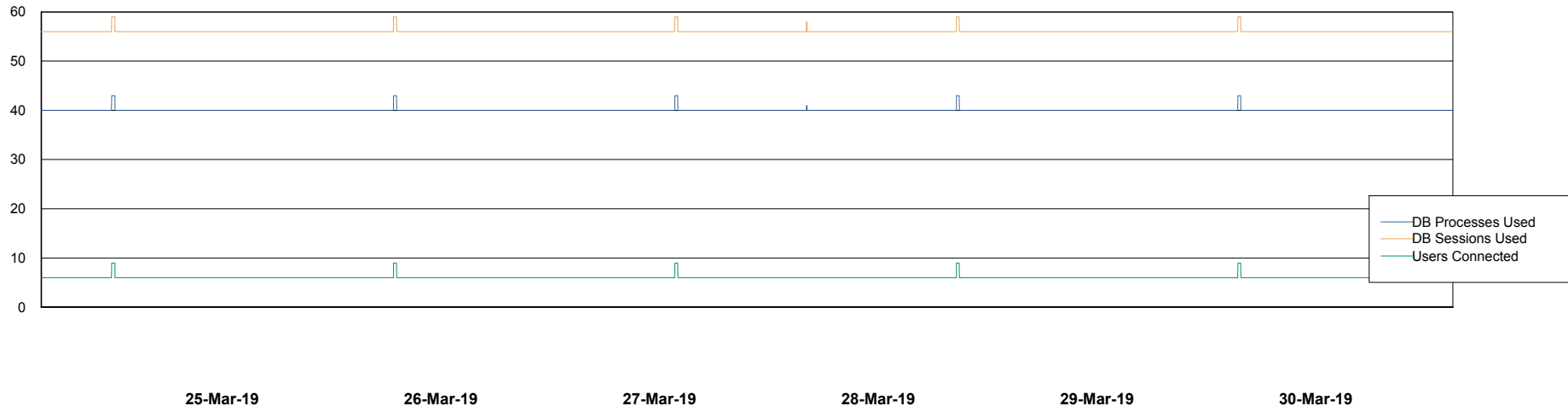
Weekly SLA Customer Report

Customer CSC_Production
Database ID 50



Database Performance CSCDB_Standby

DB Processes Max 500
DB Sessions Max 800



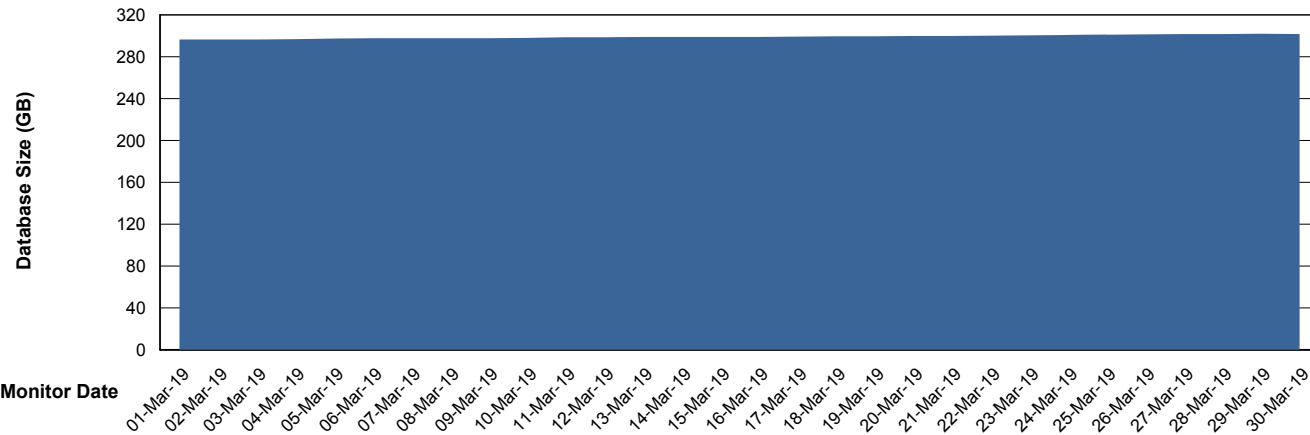
Weekly SLA Customer Report

Customer CSC_Production
 Database ID 50



DATABASE SIZE CSCDB_Primary

Database growth over last month



Database Tablespace CSCDB_Primary

| Date | Tablespace Name | Filesize (Gb) | Usedsize (Gb) | Percentage free |
|-----------|-----------------|---------------|---------------|-----------------|
| 30-Mar-19 | ABSDATA | 131 | 105 | 20 |
| | INDX | 233 | 194 | 17 |
| 29-Mar-19 | ABSDATA | 131 | 105 | 20 |
| | INDX | 233 | 194 | 17 |
| 28-Mar-19 | ABSDATA | 131 | 105 | 20 |
| | INDX | 233 | 194 | 17 |
| 27-Mar-19 | ABSDATA | 131 | 105 | 20 |
| | INDX | 233 | 194 | 17 |
| 26-Mar-19 | ABSDATA | 131 | 105 | 20 |
| | INDX | 233 | 193 | 17 |
| 25-Mar-19 | ABSDATA | 131 | 105 | 20 |
| | INDX | 233 | 193 | 17 |
| 24-Mar-19 | ABSDATA | 131 | 105 | 20 |
| | INDX | 233 | 193 | 17 |

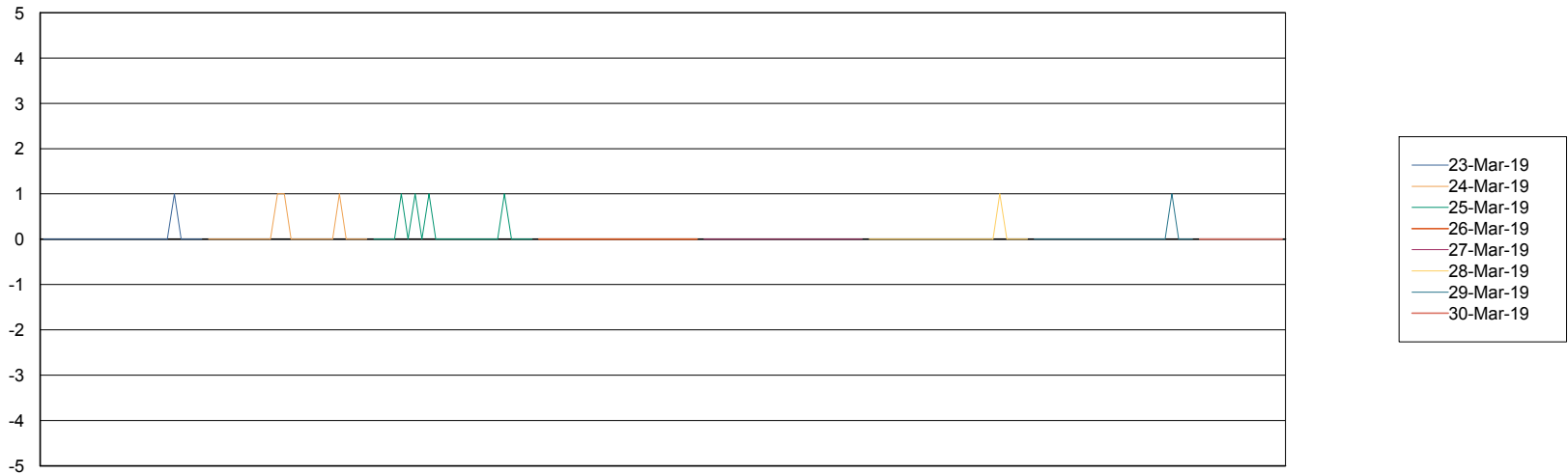
Weekly SLA Customer Report

Customer CSC_Production
Database ID 50



Standby Database Health CSC_Production

Recovery lag for last 7 days



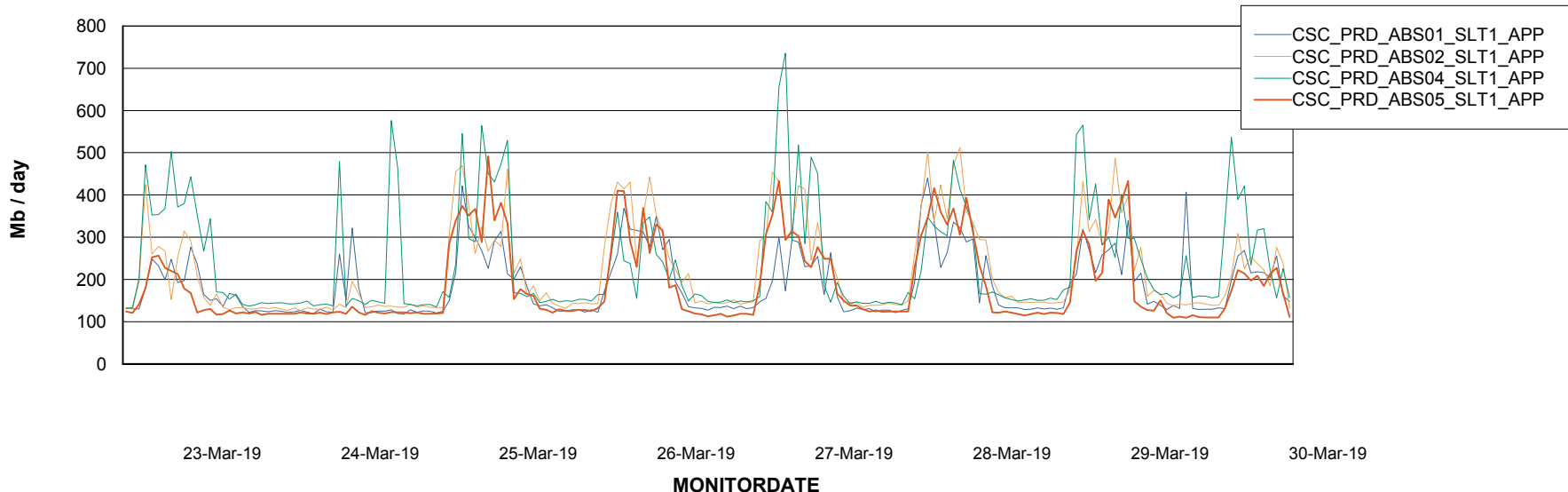
Weekly SLA Customer Report

Customer CSC_Production
Database ID 50

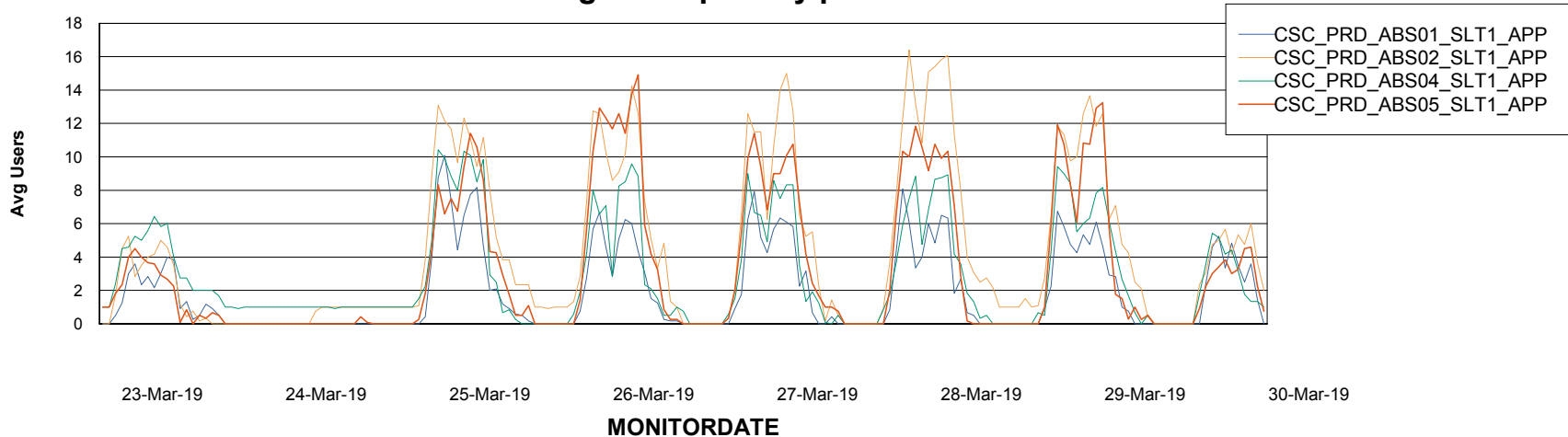


ABSSolute Application Server Services

Avg memory used per ABS Server Service



Avg users per day per ABS server



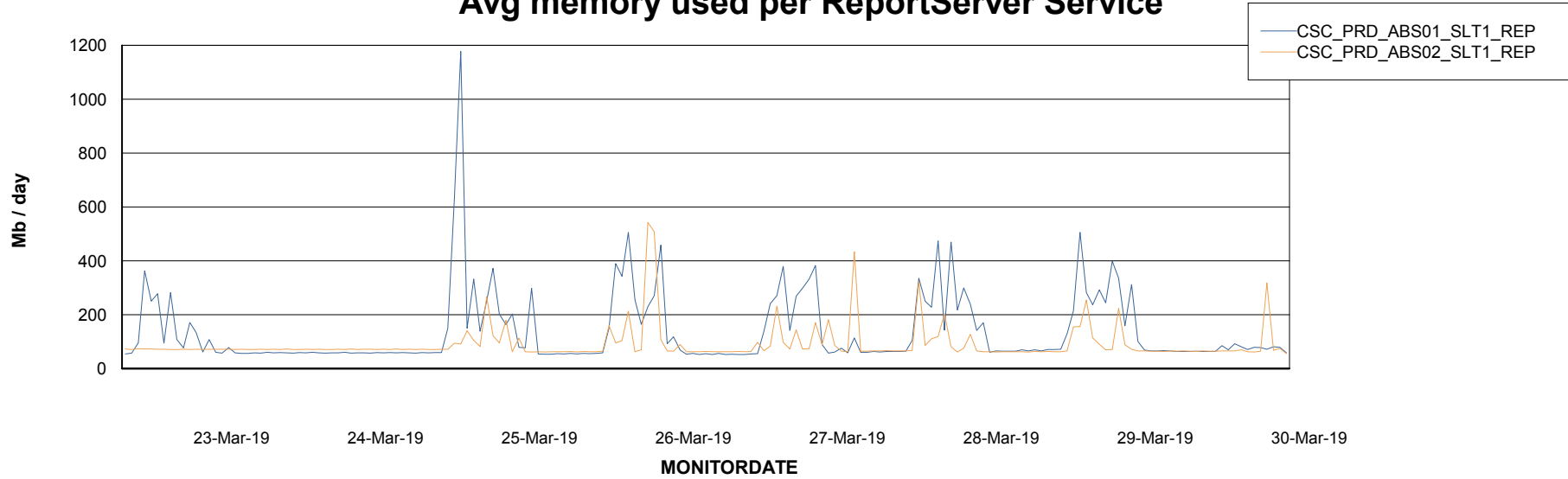
Weekly SLA Customer Report

Customer CSC_Production
Database ID 50



ABSSolute Application ReportServer Services

Avg memory used per ReportServer Service



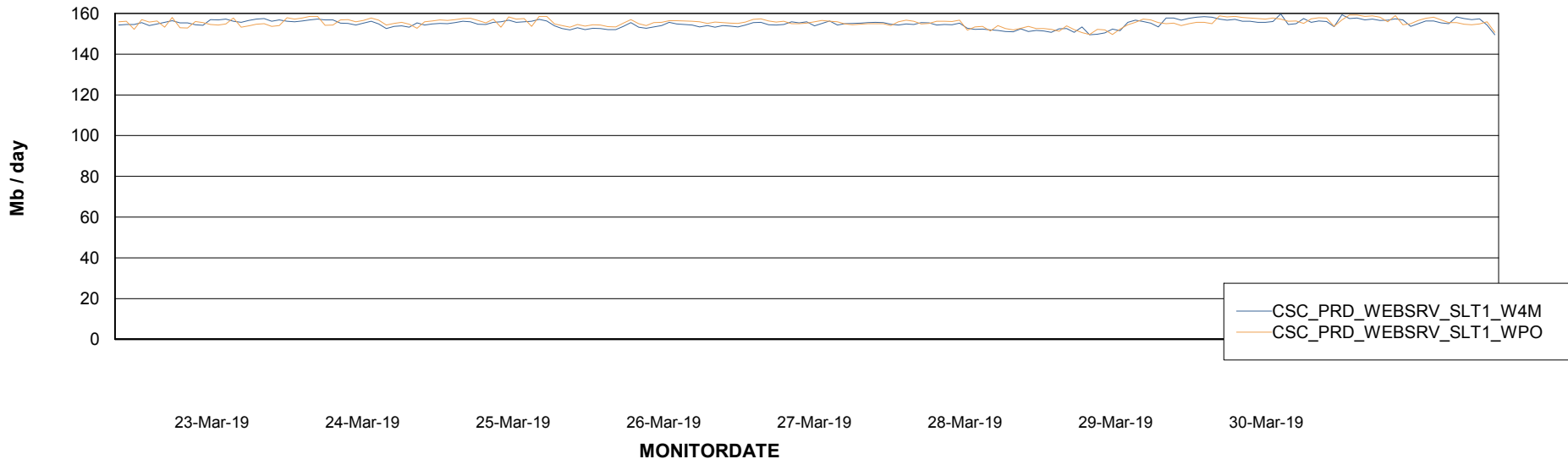
Weekly SLA Customer Report

Customer CSC_Production
Database ID 50



ABSolute Web Component Services

Avg memory used per ABS Web component



Weekly SLA Customer Report

Customer CSC_Production
Database ID 50



Disaster per ABS component

