

Weekly SLA Customer Report

Customer PCO Production
Database ID 44



Harddisk Usage PCO_PRD_ORACLE1

	Free disk space on c: (%)	Total disk space on c: (Gb)	Free disk space on d: (%)	Total disk space on d: (Gb)
23-Mar-19	82	447	59	1,676
22-Mar-19	82	447	59	1,676
21-Mar-19	82	447	59	1,676
20-Mar-19	82	447	59	1,676
19-Mar-19	83	447	59	1,676
18-Mar-19	83	447	59	1,676
17-Mar-19	83	447	59	1,676

Harddisk Usage PCO_PRD_ORACLE2

	Free disk space on c: (%)	Total disk space on c: (Gb)	Free disk space on d: (%)	Total disk space on d: (Gb)
23-Mar-19	77	279	48	838
22-Mar-19	77	279	48	838
21-Mar-19	77	279	48	838
20-Mar-19	77	279	48	838
19-Mar-19	77	279	48	838
18-Mar-19	77	279	48	838
17-Mar-19	77	279	48	838

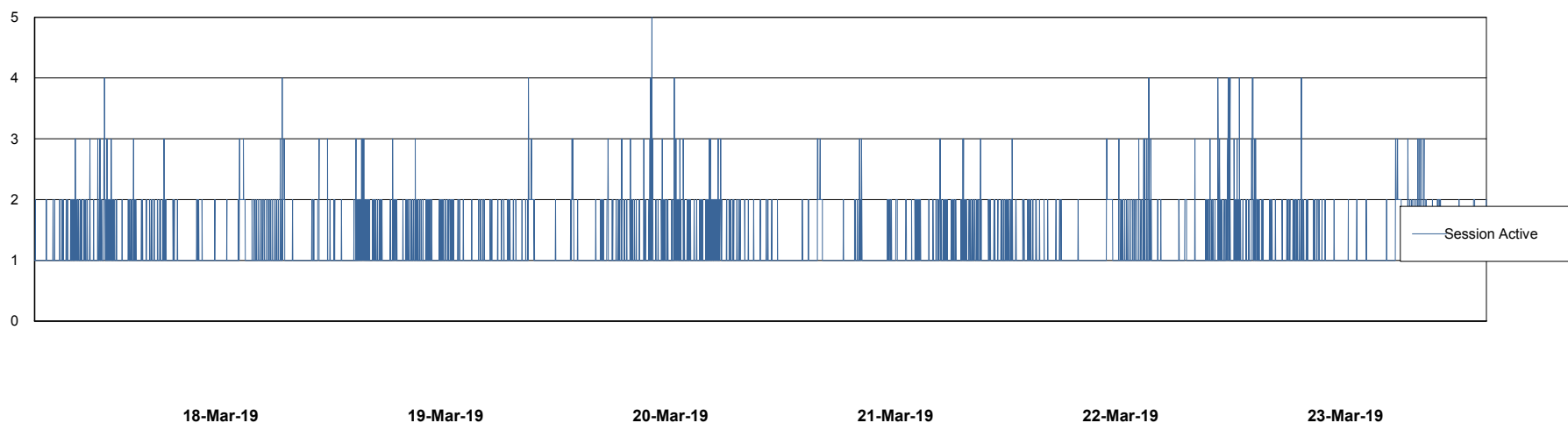
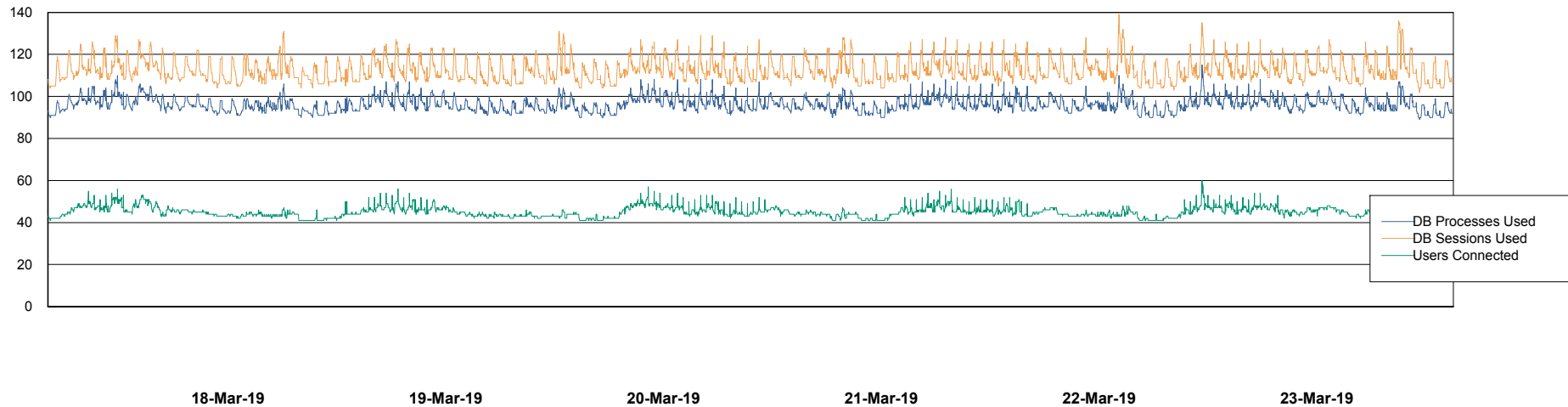
Weekly SLA Customer Report

Customer PCO Production
Database ID 44



Database Performance PCODB_Production

DB Processes Max 350
DB Sessions Max 560



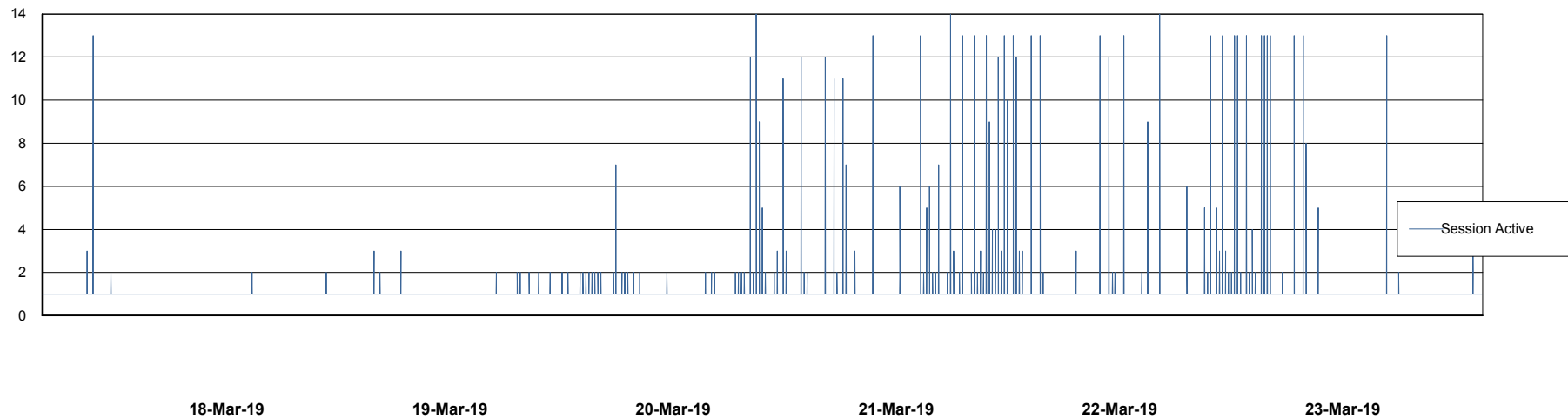
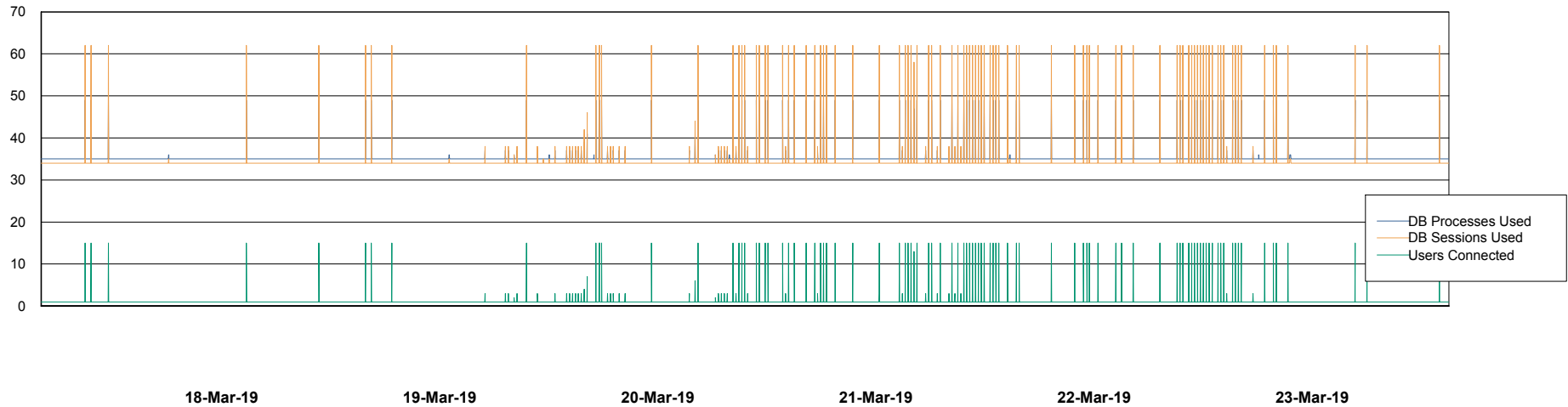
Weekly SLA Customer Report

Customer PCO Production
Database ID 44



Database Performance PCODB_Standby

DB Processes Max 350
DB Sessions Max 552



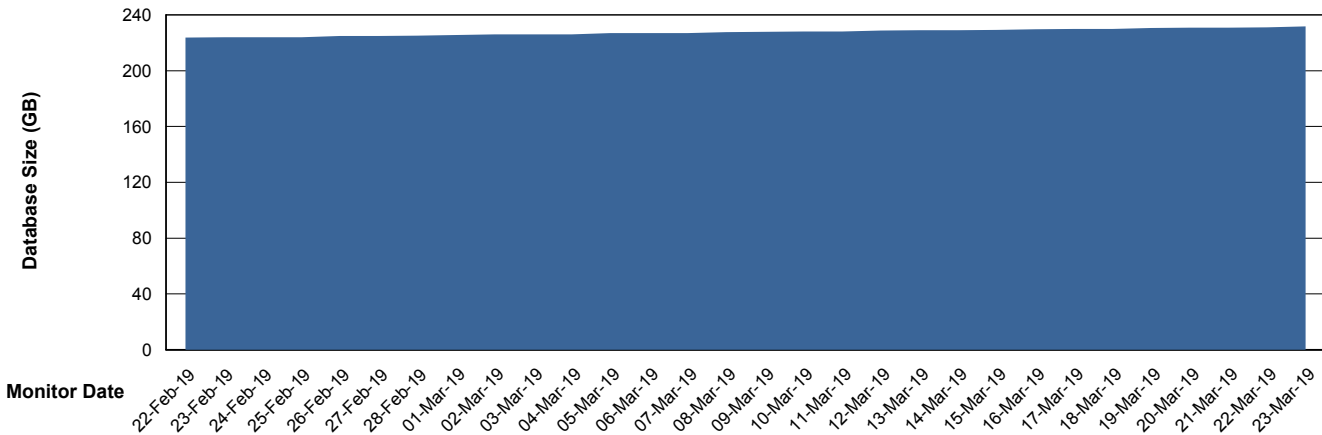
Weekly SLA Customer Report

Customer PCO Production
 Database ID 44



DATABASE SIZE PCODB_Production

Database growth over last month



Database Tablespace PCODB_Production

Date	Tablespace Name	Filesize (Gb)	Usedsize (Gb)	Percentage free
23-Mar-19	ABSDATA	150	84	44
	INDX	200	117	42
22-Mar-19	ABSDATA	150	84	44
	INDX	200	117	42
21-Mar-19	ABSDATA	150	84	44
	INDX	200	117	42
20-Mar-19	ABSDATA	150	84	44
	INDX	200	117	42
19-Mar-19	ABSDATA	150	84	44
	INDX	200	117	42
18-Mar-19	ABSDATA	150	84	44
	INDX	200	117	42
17-Mar-19	ABSDATA	150	84	44
	INDX	200	117	42

Weekly SLA Customer Report

Customer PCO Production
Database ID 44



Standby Database Health PCO Production

Recovery lag for last 7 days

