

# Weekly SLA Customer Report

Customer PCO Production  
Database ID 44



## Harddisk Usage PCO\_PRD\_ORACLE1

	Free disk space on c: (%)	Total disk space on c: (Gb)	Free disk space on d: (%)	Total disk space on d: (Gb)
16-Mar-19	83	447	59	1,676
15-Mar-19	83	447	59	1,676
14-Mar-19	83	447	59	1,676
13-Mar-19	83	447	61	1,676
12-Mar-19	83	447	63	1,676
11-Mar-19	83	447	63	1,676
10-Mar-19	83	447	63	1,676

## Harddisk Usage PCO\_PRD\_ORACLE2

	Free disk space on c: (%)	Total disk space on c: (Gb)	Free disk space on d: (%)	Total disk space on d: (Gb)
16-Mar-19	77	279	48	838
15-Mar-19	77	279	48	838
14-Mar-19	77	279	49	838
13-Mar-19	77	279	49	838
12-Mar-19	77	279	49	838
11-Mar-19	77	279	49	838
10-Mar-19	77	279	49	838

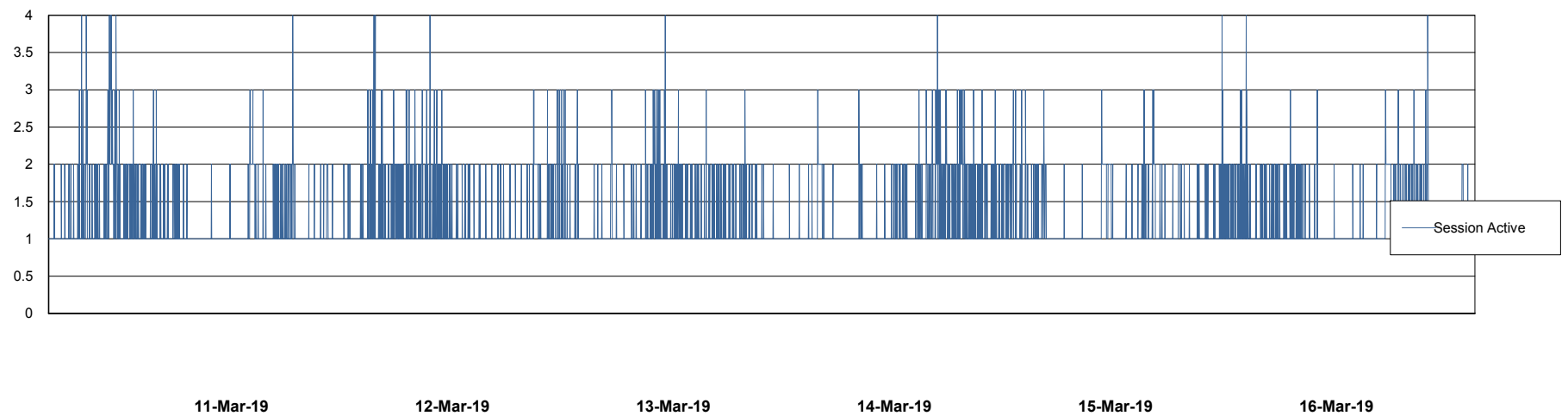
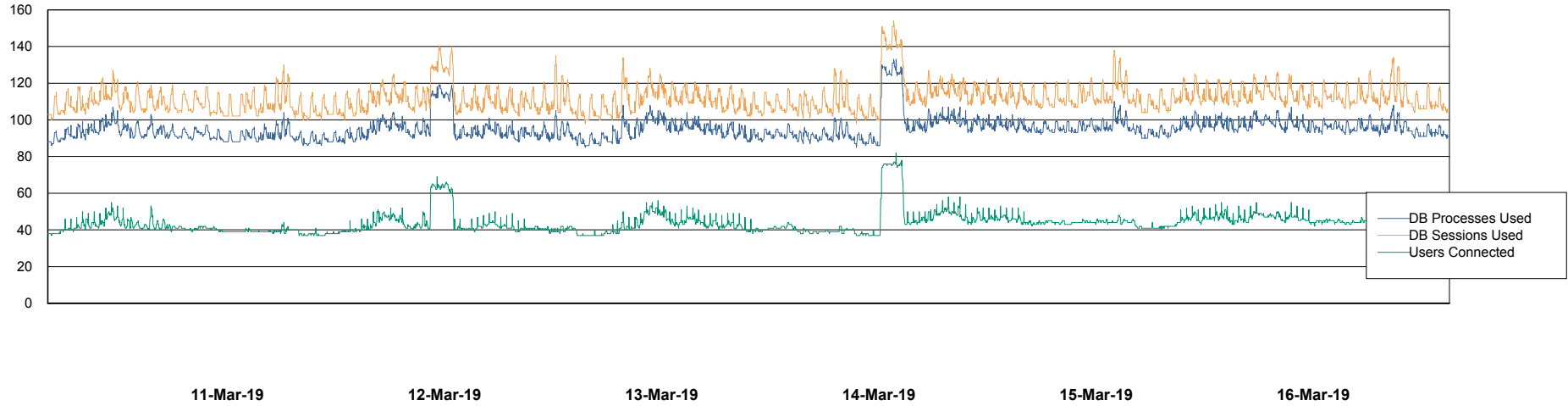
# Weekly SLA Customer Report

Customer PCO Production  
Database ID 44



## Database Performance PCODB\_Production

DB Processes Max 350  
DB Sessions Max 560



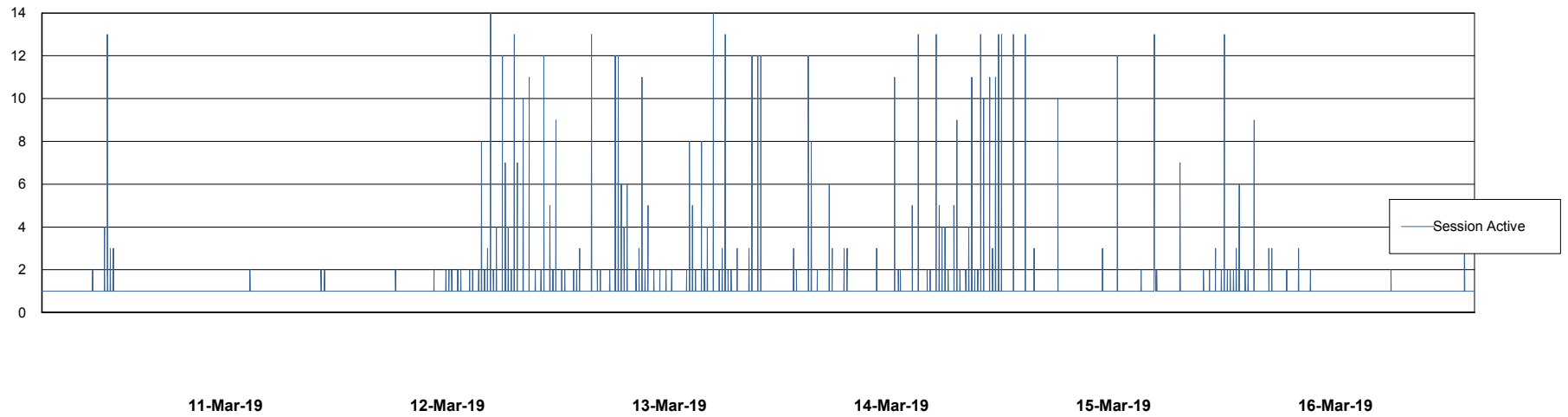
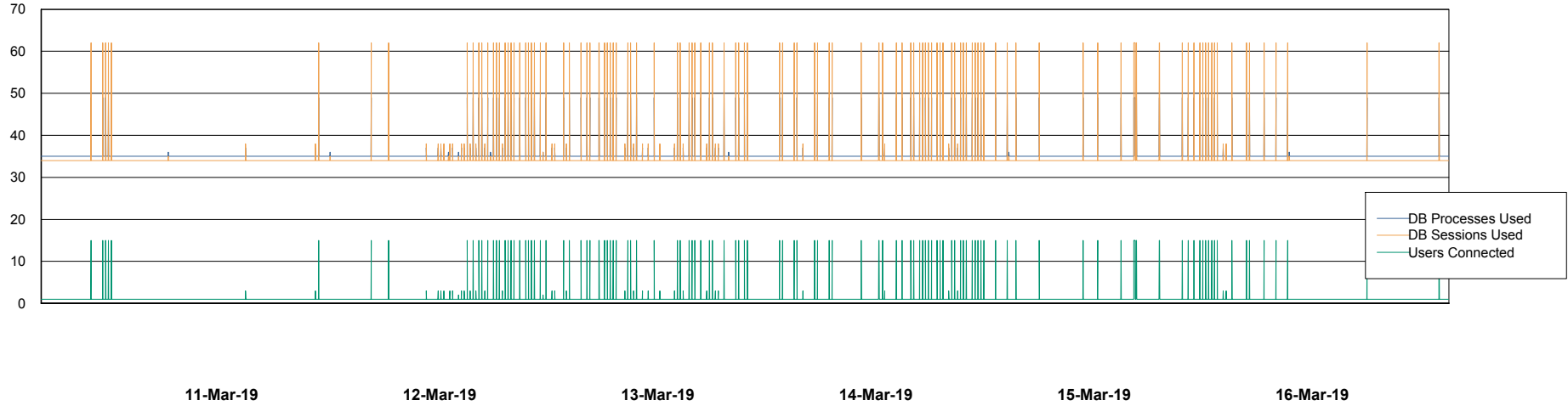
# Weekly SLA Customer Report

Customer PCO Production  
Database ID 44



## Database Performance PCODB\_Standby

DB Processes Max 350  
DB Sessions Max 552



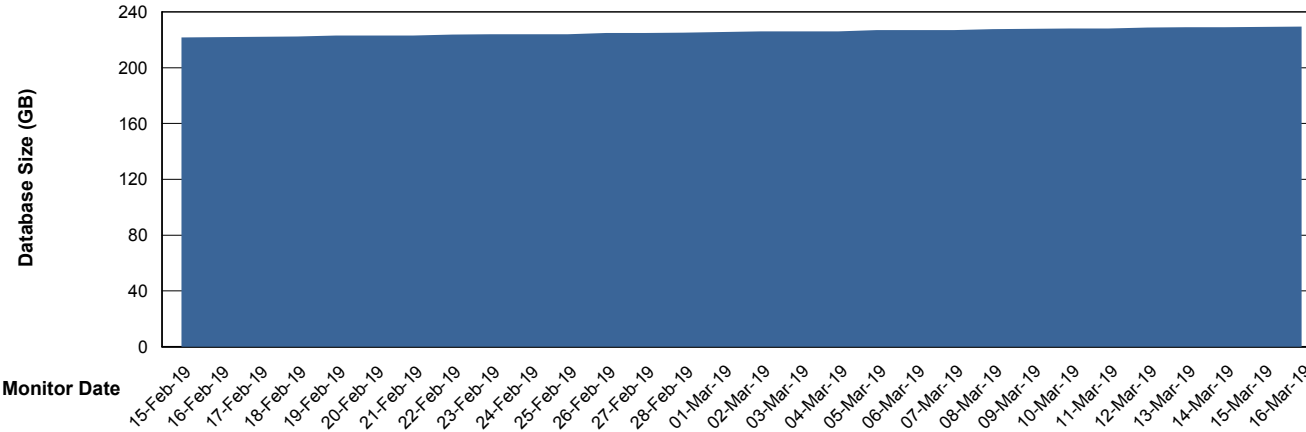
# Weekly SLA Customer Report

Customer PCO Production  
 Database ID 44



DATABASE SIZE PCODB\_Production

Database growth over last month



Database Tablespace PCODB\_Production

Date	Tablespace Name	Filesize (Gb)	Usedsize (Gb)	Percentage free
16-Mar-19	ABSDATA	150	84	44
	INDX	200	116	42
15-Mar-19	ABSDATA	150	84	44
	INDX	200	116	42
14-Mar-19	ABSDATA	150	84	44
	INDX	200	116	42
13-Mar-19	ABSDATA	150	84	44
	INDX	200	116	42
12-Mar-19	ABSDATA	150	84	44
	INDX	200	116	42
11-Mar-19	ABSDATA	150	84	44
	INDX	200	116	42
10-Mar-19	ABSDATA	150	84	44
	INDX	200	116	42

# Weekly SLA Customer Report

Customer PCO Production  
Database ID 44



Standby Database Health PCO Production

### Recovery lag for last 7 days

