

Weekly SLA Customer Report

Customer PCO Production
 Database ID 44



Harddisk Usage PCO_PRD_ORACLE1

	Free disk space on c: (%)	Total disk space on c: (Gb)	Free disk space on d: (%)	Total disk space on d: (Gb)
09-Mar-19	83	447	63	1,676
08-Mar-19	83	447	63	1,676
07-Mar-19	83	447	63	1,676
06-Mar-19	83	447	63	1,676
05-Mar-19	83	447	63	1,676
04-Mar-19	82	447	63	1,676
03-Mar-19	82	447	63	1,676

Harddisk Usage PCO_PRD_ORACLE2

	Free disk space on c: (%)	Total disk space on c: (Gb)	Free disk space on d: (%)	Total disk space on d: (Gb)
09-Mar-19	77	279	49	838
08-Mar-19	77	279	49	838
07-Mar-19	77	279	49	838
06-Mar-19	77	279	49	838
05-Mar-19	77	279	49	838
04-Mar-19	77	279	49	838
03-Mar-19	77	279	49	838

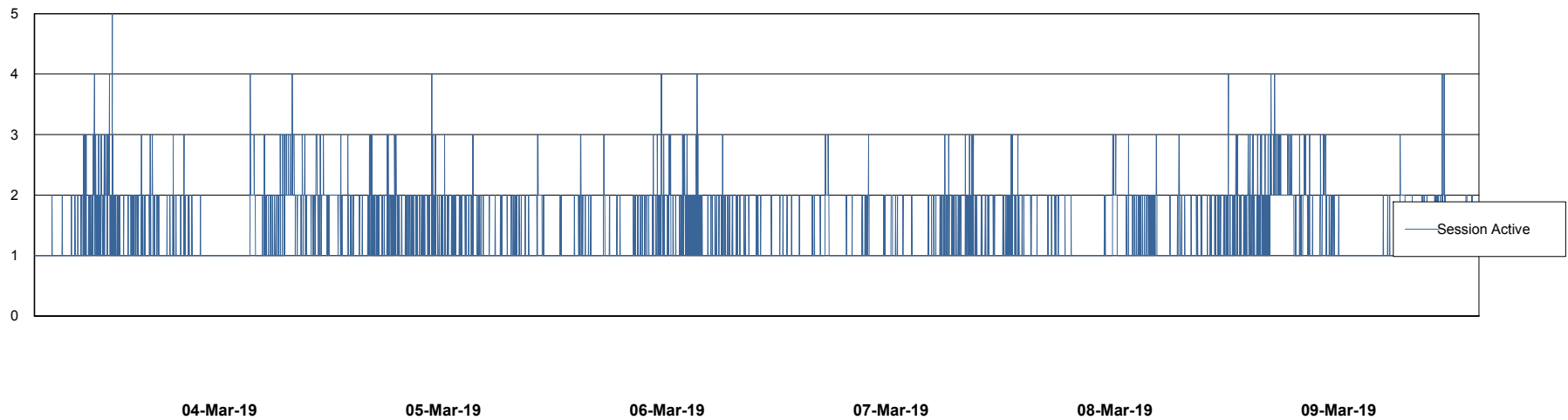
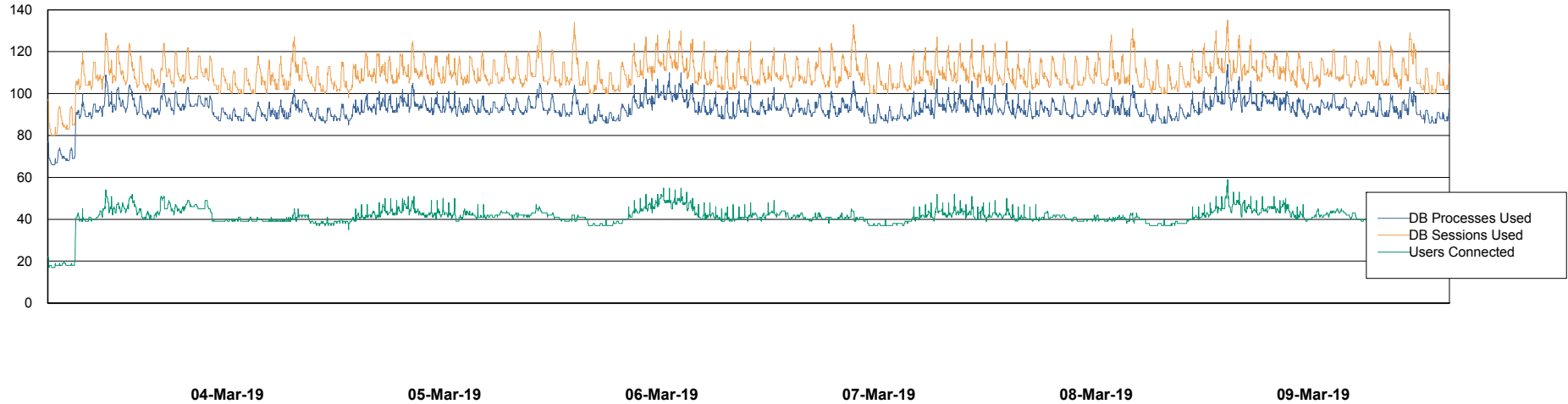
Weekly SLA Customer Report

Customer PCO Production
Database ID 44



Database Performance PCODB_Production

DB Processes Max 350
DB Sessions Max 560



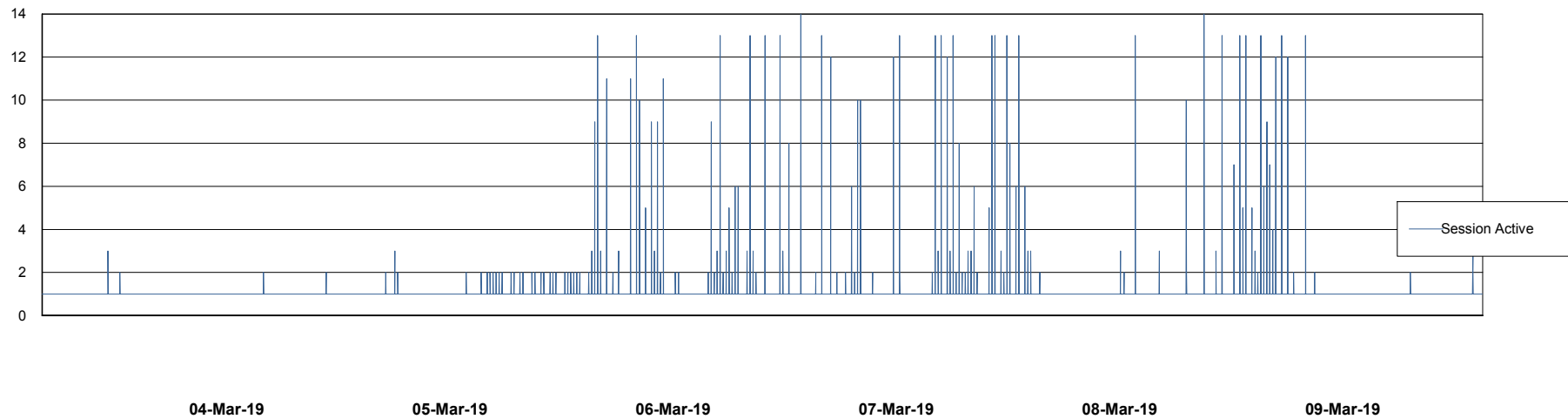
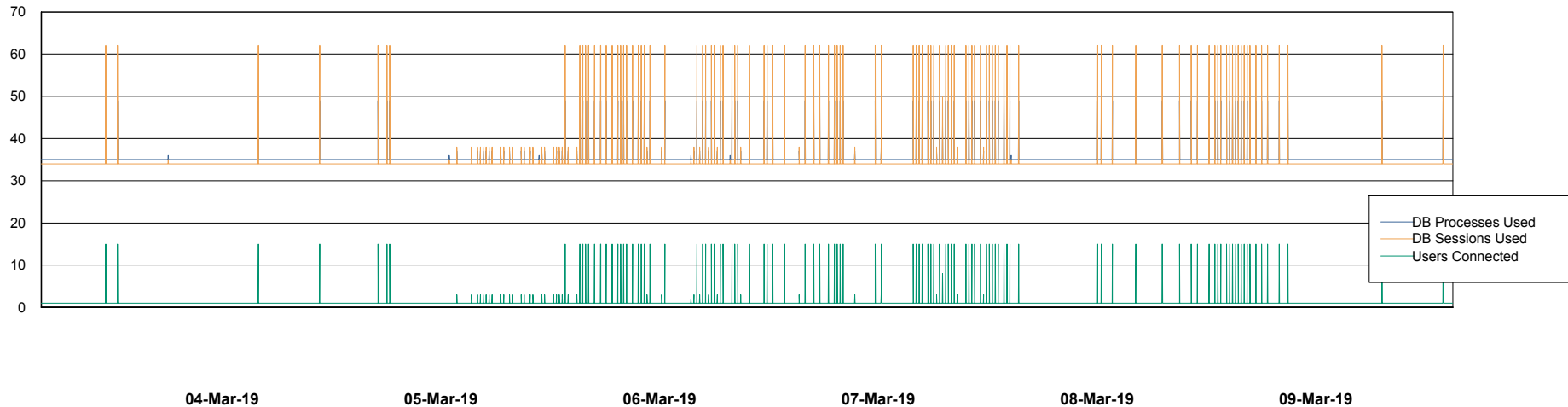
Weekly SLA Customer Report

Customer PCO Production
Database ID 44



Database Performance PCODB_Standby

DB Processes Max 350
DB Sessions Max 552



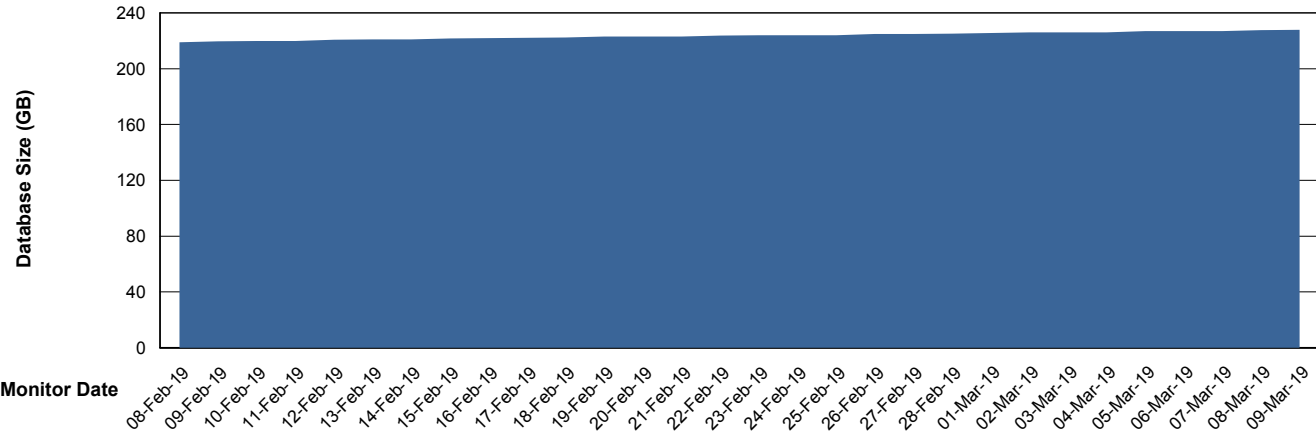
Weekly SLA Customer Report

Customer PCO Production
 Database ID 44



DATABASE SIZE PCODB_Production

Database growth over last month



Database Tablespace PCODB_Production

Date	Tablespace Name	Filesize (Gb)	Usedsize (Gb)	Percentage free
09-Mar-19	ABSDATA	150	84	44
	INDX	200	116	42
08-Mar-19	ABSDATA	150	84	44
	INDX	200	116	42
07-Mar-19	ABSDATA	150	84	44
	INDX	200	116	42
06-Mar-19	ABSDATA	150	84	44
	INDX	200	116	42
05-Mar-19	ABSDATA	150	83	45
	INDX	200	116	42
04-Mar-19	ABSDATA	150	83	45
	INDX	200	115	43
03-Mar-19	ABSDATA	150	83	45
	INDX	200	115	43

Weekly SLA Customer Report

Customer PCO Production
Database ID 44



Standby Database Health PCO Production

Recovery lag for last 7 days

