

Weekly SLA Customer Report

Customer KLA_Production
 Database ID 65



Harddisk Usage KLAHQORA03

	Free disk space on c: (%)	Total disk space on c: (Gb)	Free disk space on d: (%)	Total disk space on d: (Gb)
09-Mar-19	43	150	40	150
08-Mar-19	44	150	40	150
07-Mar-19	44	150	40	150
06-Mar-19	44	150	41	150
05-Mar-19	44	150	41	150
04-Mar-19	44	150	41	150
03-Mar-19	44	150	41	150

Harddisk Usage KLA_STB

	Free disk space on c: (%)	Total disk space on c: (Gb)	Free disk space on d: (%)	Total disk space on d: (Gb)
09-Mar-19	45	150	42	200
08-Mar-19	45	150	42	200
07-Mar-19	45	150	42	200
06-Mar-19	45	150	42	200
05-Mar-19	45	150	42	200
04-Mar-19	45	150	42	200
03-Mar-19	45	150	42	200

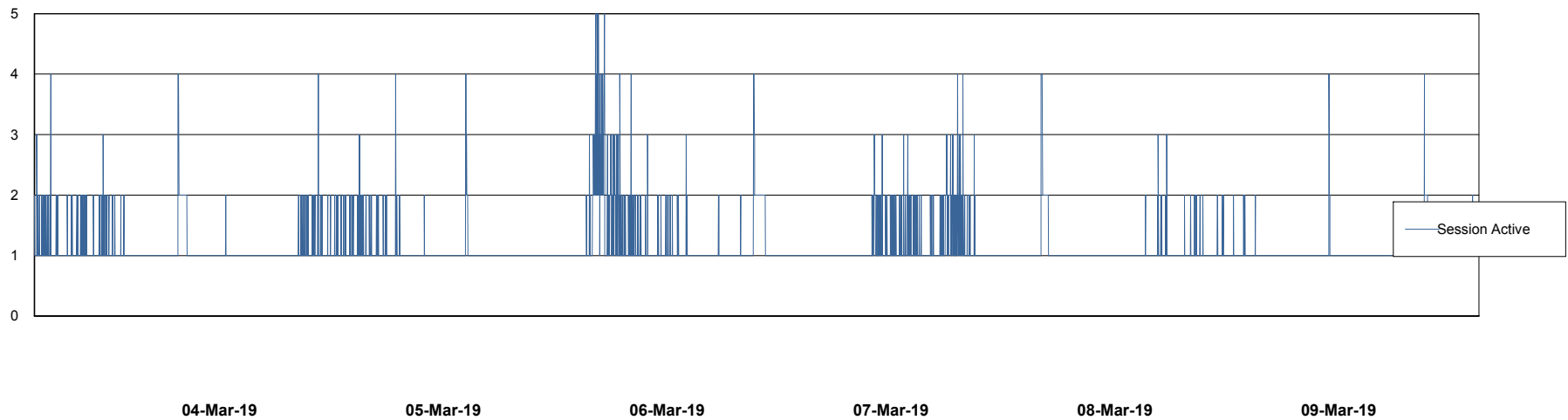
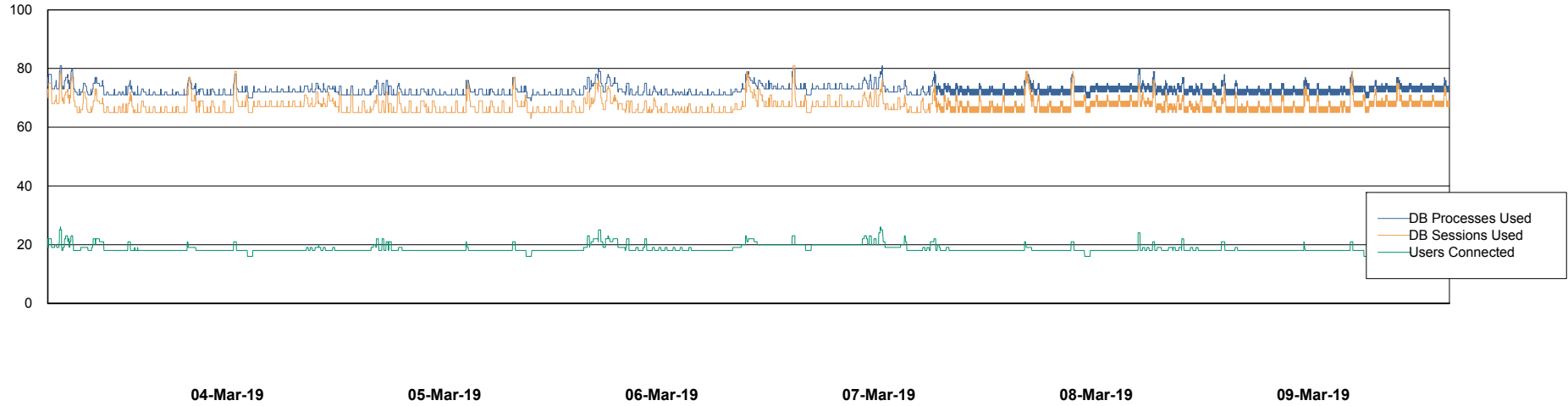
Weekly SLA Customer Report

Customer KLA_Production
Database ID 65



Database Performance KLADB_Production

DB Processes Max 500
DB Sessions Max 772



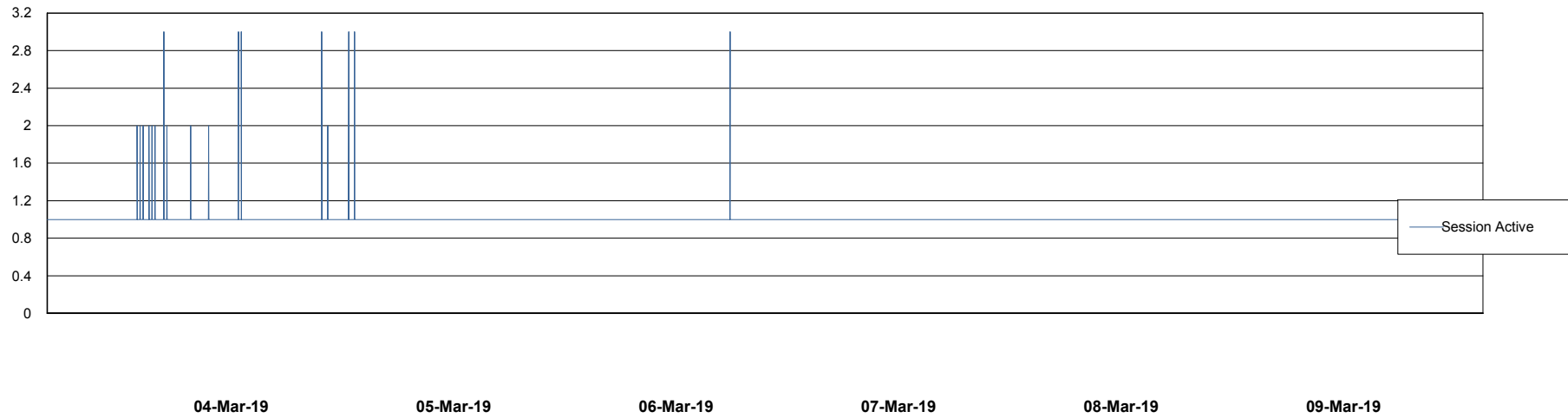
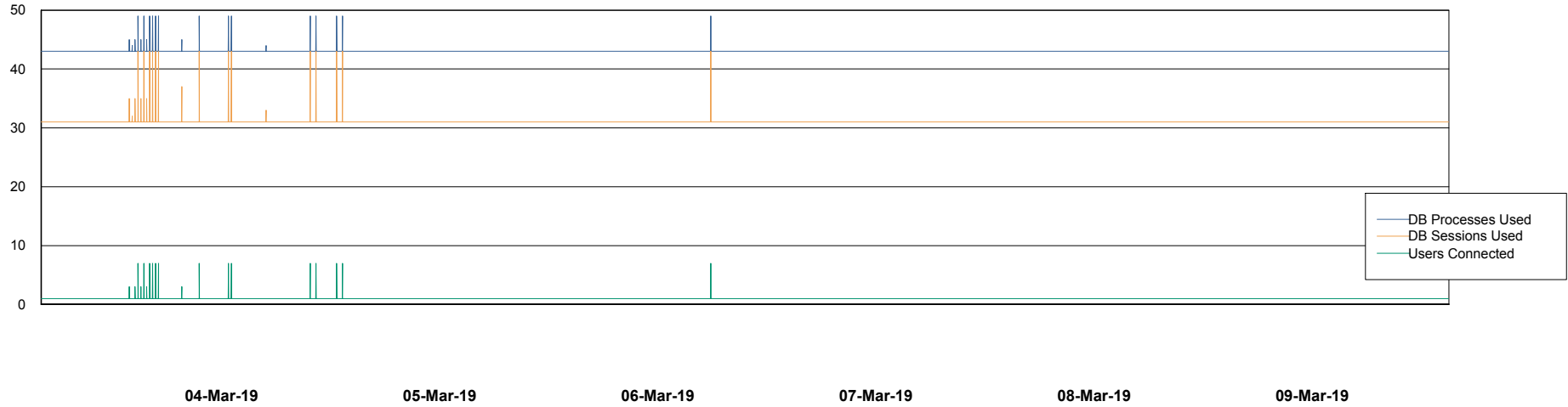
Weekly SLA Customer Report

Customer KLA_Production
Database ID 65



Database Performance KLADB_Standby

DB Processes Max 500
DB Sessions Max 772



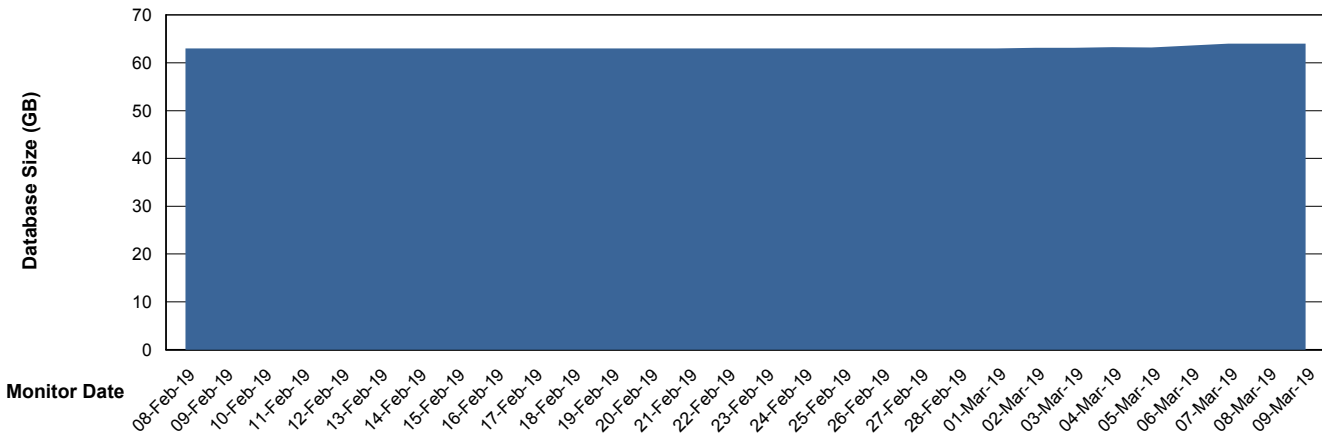
Weekly SLA Customer Report

Customer KLA_Production
 Database ID 65



DATABASE SIZE KLADB_Production

Database growth over last month



Database Tablespace KLADB_Production

Date	Tablespace Name	Filesize (Gb)	Usedsize (Gb)	Percentage free
09-Mar-19	ABSDATA	40	31	23
	INDX	35	29	17
08-Mar-19	ABSDATA	40	31	23
	INDX	35	29	17
07-Mar-19	ABSDATA	40	31	23
	INDX	35	29	17
06-Mar-19	ABSDATA	40	31	23
	INDX	35	29	17
05-Mar-19	ABSDATA	40	31	23
	INDX	35	29	17
04-Mar-19	ABSDATA	40	31	23
	INDX	35	29	17
03-Mar-19	ABSDATA	40	31	23
	INDX	35	29	17

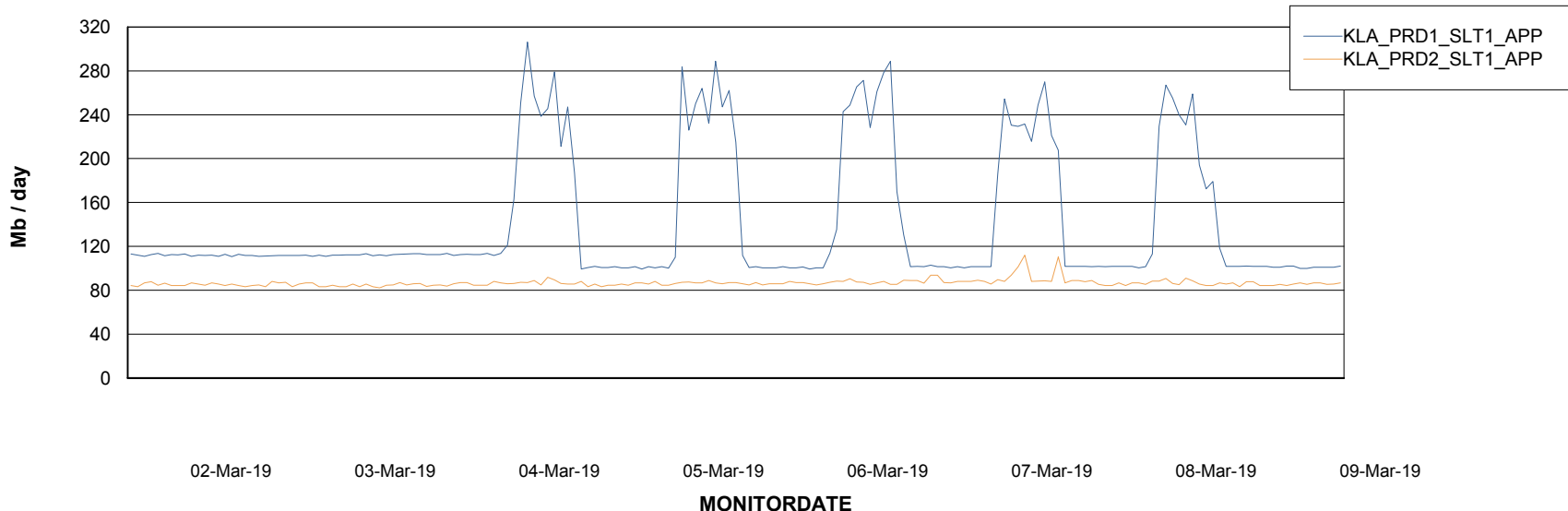
Weekly SLA Customer Report

Customer KLA_Production
Database ID 65

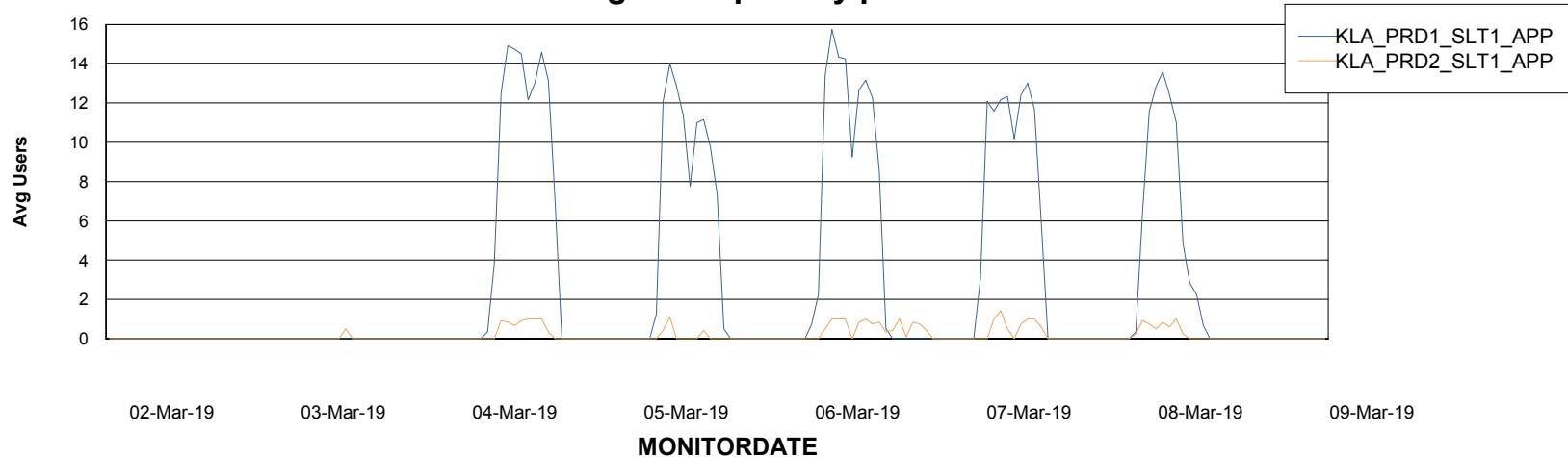


ABSSolute Application Server Services

Avg memory used per ABS Server Service



Avg users per day per ABS server



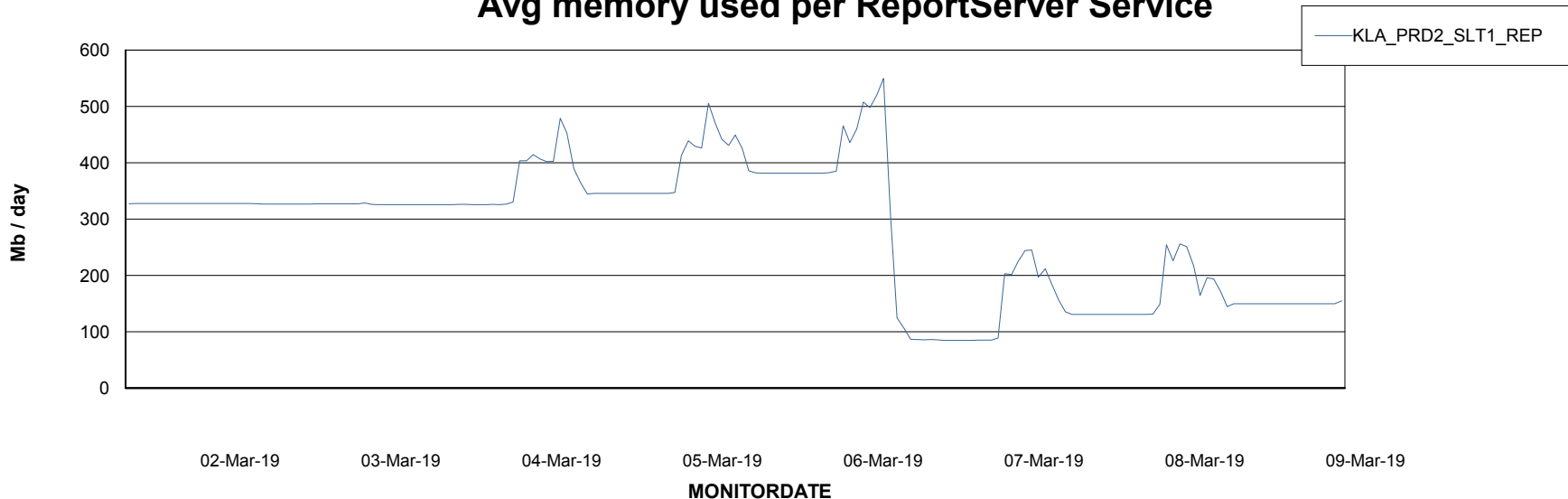
Weekly SLA Customer Report

Customer KLA_Production
Database ID 65



ABSSolute Application ReportServer Services

Avg memory used per ReportServer Service



Disaster per ABS component

