

# Weekly SLA Customer Report

Customer LLG\_Production  
 Database ID 53



Harddisk Usage LLG\_PRD\_BI01

	Free disk space on c: (%)	Total disk space on c: (Gb)
09-Feb-19	45	559
08-Feb-19	45	559
07-Feb-19	45	559
06-Feb-19	45	559
05-Feb-19	45	559
04-Feb-19	45	559
03-Feb-19	45	559

Harddisk Usage LLG\_PRD\_ORA01

	Free disk space on c: (%)	Total disk space on c: (Gb)	Free disk space on d: (%)	Total disk space on d: (Gb)
09-Feb-19	85	1,117	49	800
08-Feb-19	85	1,117	50	800
07-Feb-19	85	1,117	50	800
06-Feb-19	85	1,117	50	800
05-Feb-19	85	1,117	50	800
04-Feb-19	85	1,117	50	800
03-Feb-19	85	1,117	50	800

# Weekly SLA Customer Report

Customer LLG\_Production  
Database ID 53



## Harddisk Usage LLG\_PRD\_TS1

	Free disk space on c: (%)	Total disk space on c: (Gb)	Free disk space on d: (%)	Total disk space on d: (Gb)
09-Feb-19	48	137	60	1,677
08-Feb-19	48	137	59	1,677
07-Feb-19	48	137	59	1,677
06-Feb-19	48	137	59	1,677
05-Feb-19	48	137	59	1,677
04-Feb-19	48	137	59	1,677
03-Feb-19	48	137	59	1,677

## Harddisk Usage LLG\_PRD\_vABS01

	Free disk space on c: (%)	Total disk space on c: (Gb)	Free disk space on d: (%)	Total disk space on d: (Gb)
09-Feb-19	23	180	68	150
08-Feb-19	22	180	68	150
07-Feb-19	22	180	68	150
06-Feb-19	23	180	68	150
05-Feb-19	23	180	68	150
04-Feb-19	23	180	68	150
03-Feb-19	23	180	68	150

# Weekly SLA Customer Report

Customer LLG\_Production  
Database ID 53



Harddisk Usage LLG\_PRD\_vABS02

	Free disk space on c: (%)	Total disk space on c: (Gb)	Free disk space on d: (%)	Total disk space on d: (Gb)
09-Feb-19	23	170	64	150
08-Feb-19	23	170	64	150
07-Feb-19	23	170	64	150
06-Feb-19	23	170	64	150
05-Feb-19	23	170	64	150
04-Feb-19	23	170	64	150
03-Feb-19	23	170	64	150

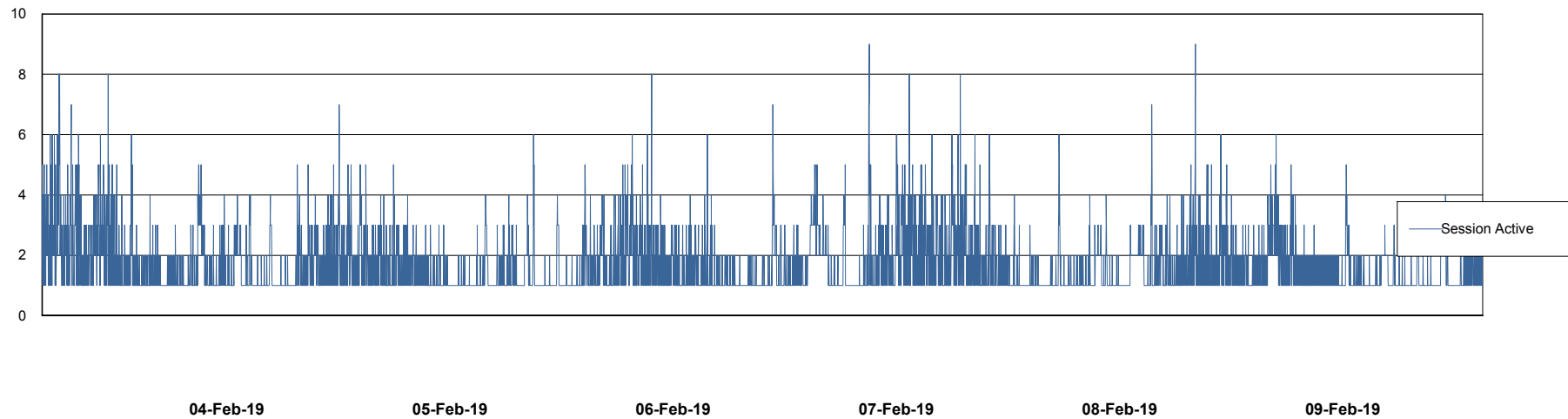
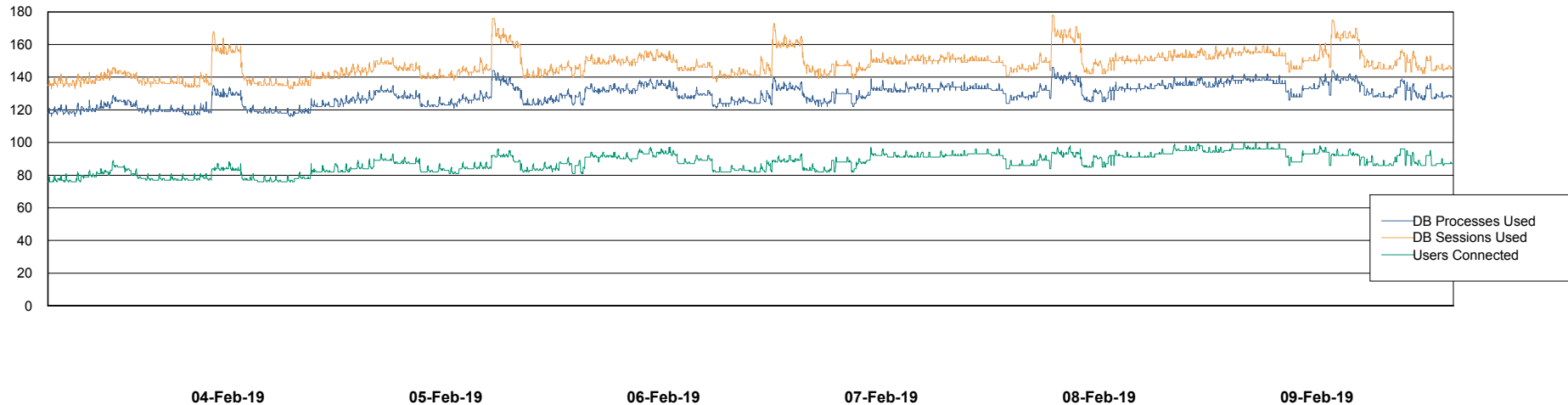
# Weekly SLA Customer Report

Customer LLG\_Production  
Database ID 53



## Database Performance LLGDB\_Production

DB Processes Max 520  
DB Sessions Max 804



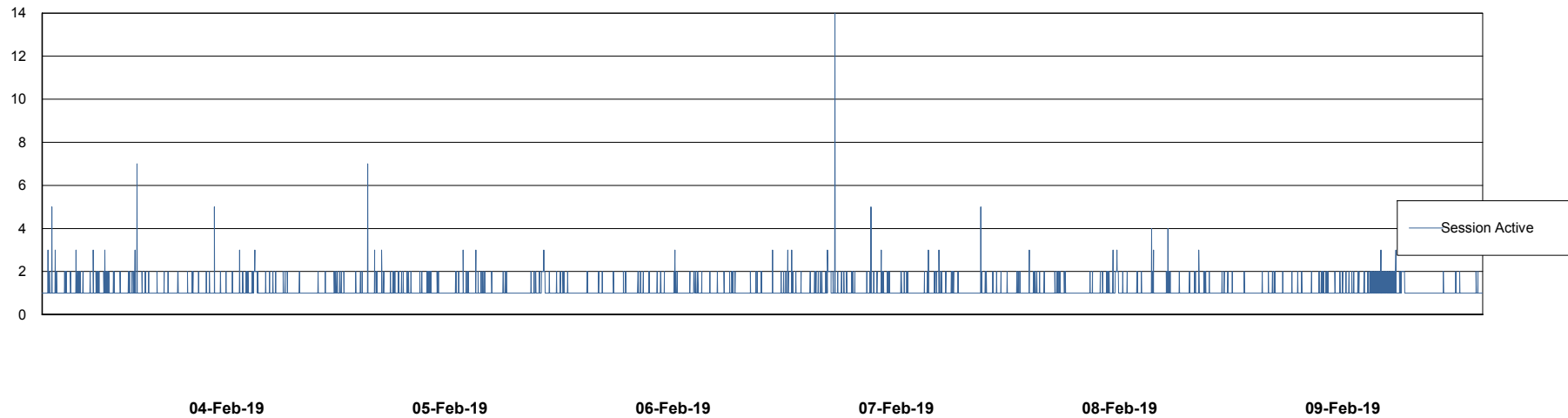
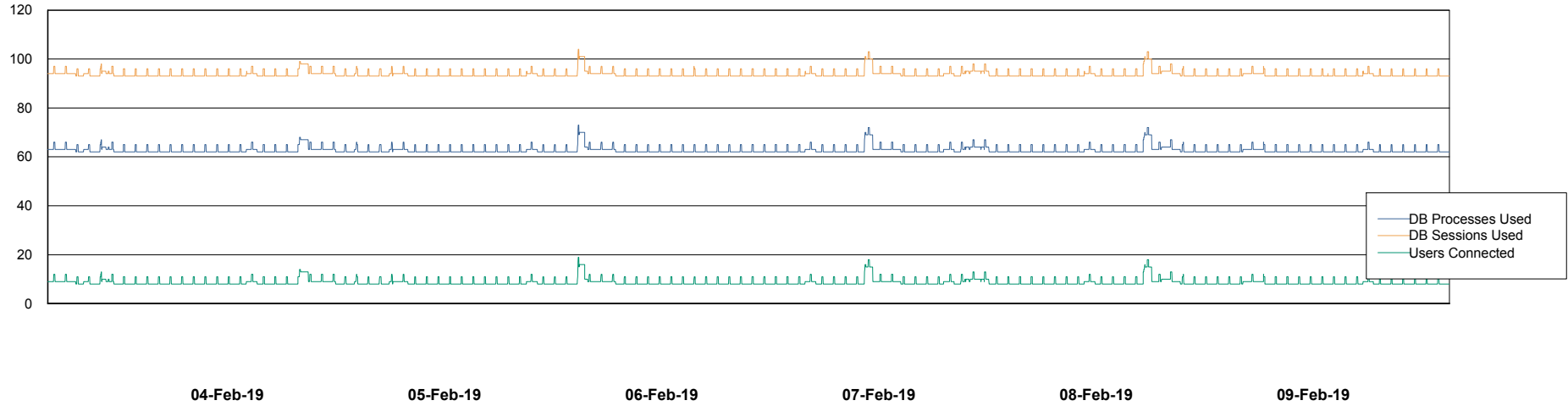
# Weekly SLA Customer Report

Customer LLG\_Production  
Database ID 53



## Database Performance LLGDB\_Standby

DB Processes Max 1,000  
DB Sessions Max 1,536



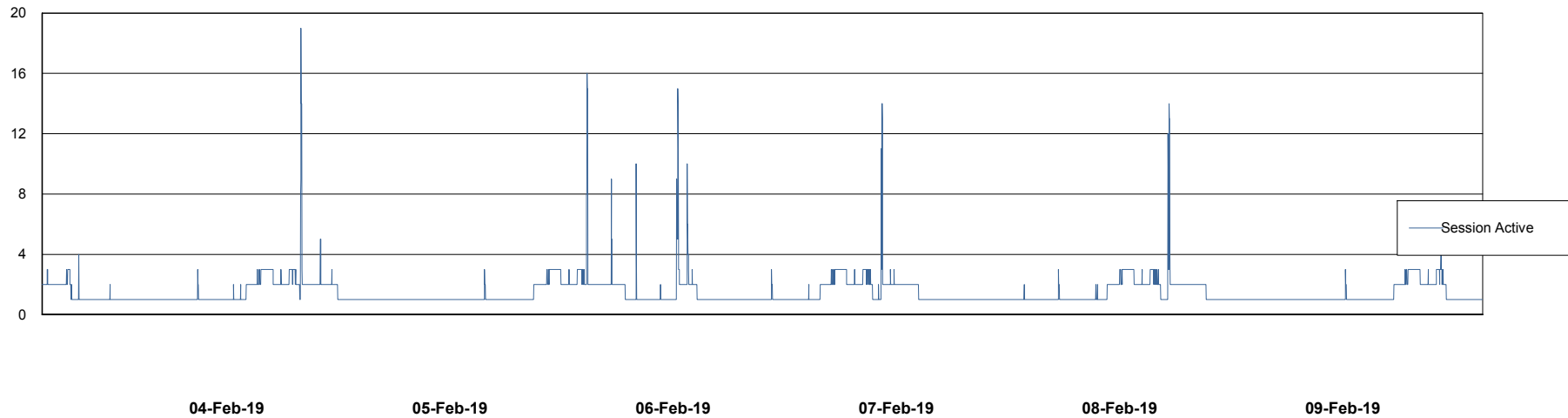
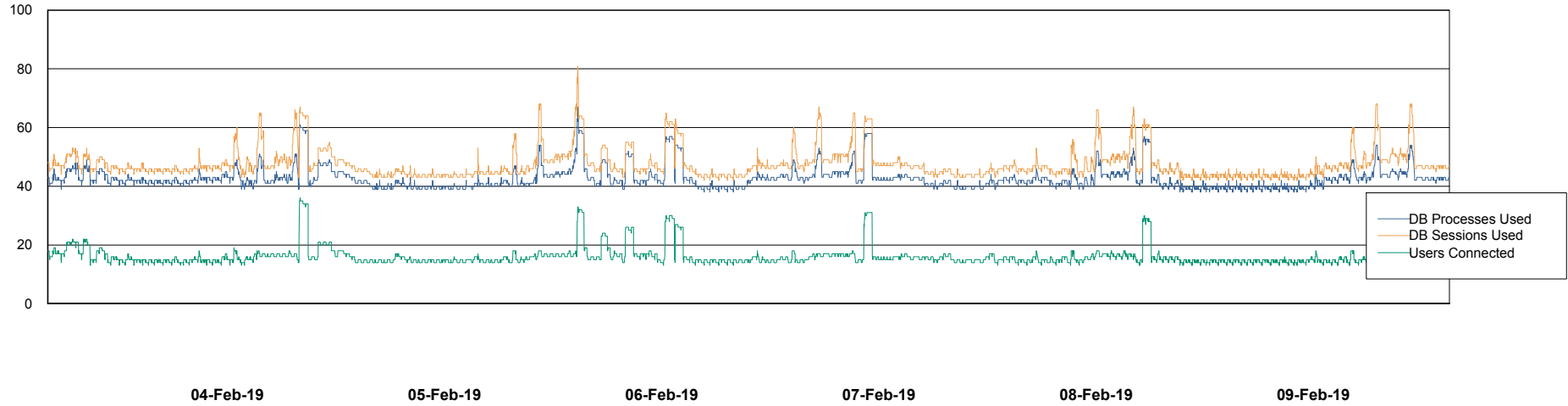
# Weekly SLA Customer Report

Customer LLG\_Production  
Database ID 53



## Database Performance LLGDBBI\_Production

DB Processes Max 500  
DB Sessions Max 780



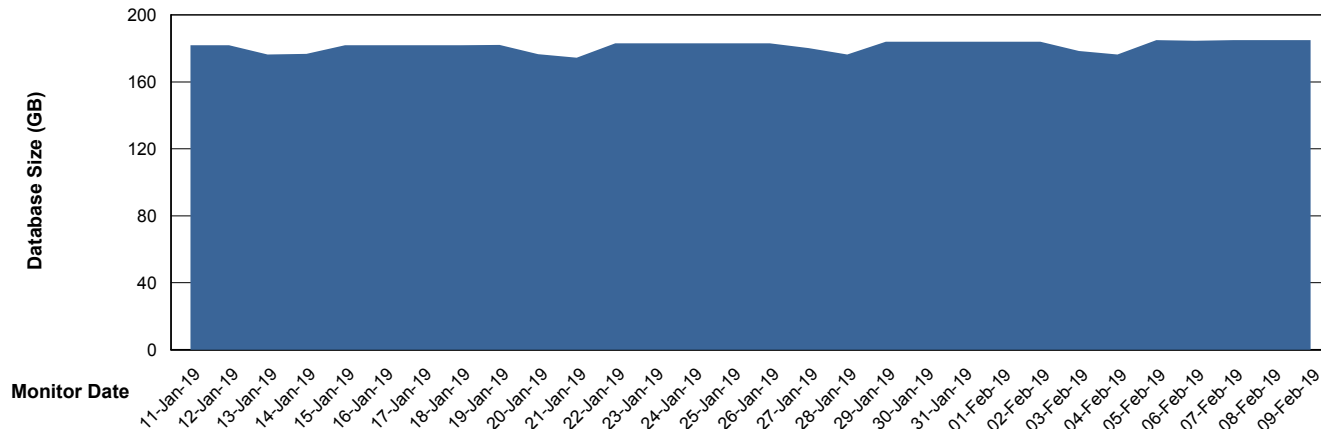
# Weekly SLA Customer Report

Customer LLG\_Production  
Database ID 53



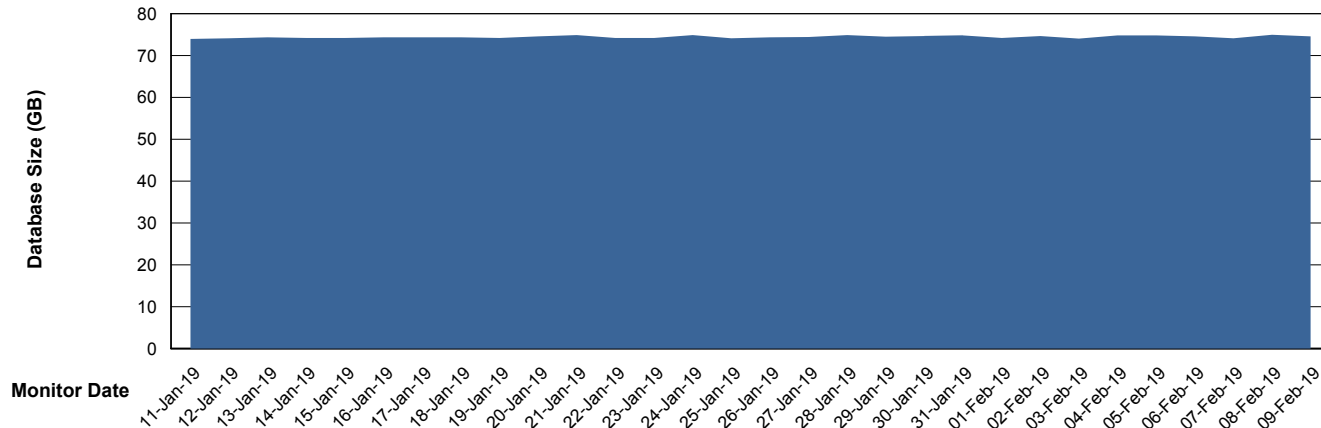
DATABASE SIZE LLGDB\_Production

### Database growth over last month



DATABASE SIZE LLGDBBI\_Production

### Database growth over last month



# Weekly SLA Customer Report

Customer LLG\_Production  
Database ID 53



Database Tablespace		LLGDB_Production		
Date	Tablespace Name	Filesize (Gb)	Usedsize (Gb)	Percentage free
09-Feb-19	ABSDATA	98	78	20
	INDX	122	103	16
08-Feb-19	ABSDATA	98	78	20
	INDX	122	103	16
07-Feb-19	ABSDATA	98	78	20
	INDX	122	103	16
06-Feb-19	ABSDATA	98	78	20
	INDX	122	103	16
05-Feb-19	ABSDATA	98	78	20
	INDX	122	103	16
04-Feb-19	ABSDATA	98	78	20
	INDX	122	103	16
03-Feb-19	ABSDATA	98	78	20
	INDX	122	103	16

# Weekly SLA Customer Report

Customer      LLG\_Production  
 Database ID    53



## Database Tablespace      LLGDBBI\_Production

Date	Tablespace Name	Filesize (Gb)	Usedsize (Gb)	Percentage free
09-Feb-19	ABSDATA	44	37	16
	INDX	42	35	17
08-Feb-19	ABSDATA	44	37	16
	INDX	42	35	17
07-Feb-19	ABSDATA	44	37	16
	INDX	42	35	17
06-Feb-19	ABSDATA	44	37	16
	INDX	42	35	17
05-Feb-19	ABSDATA	44	37	16
	INDX	42	35	17
04-Feb-19	ABSDATA	44	37	16
	INDX	42	35	17
03-Feb-19	ABSDATA	44	37	16
	INDX	42	35	17

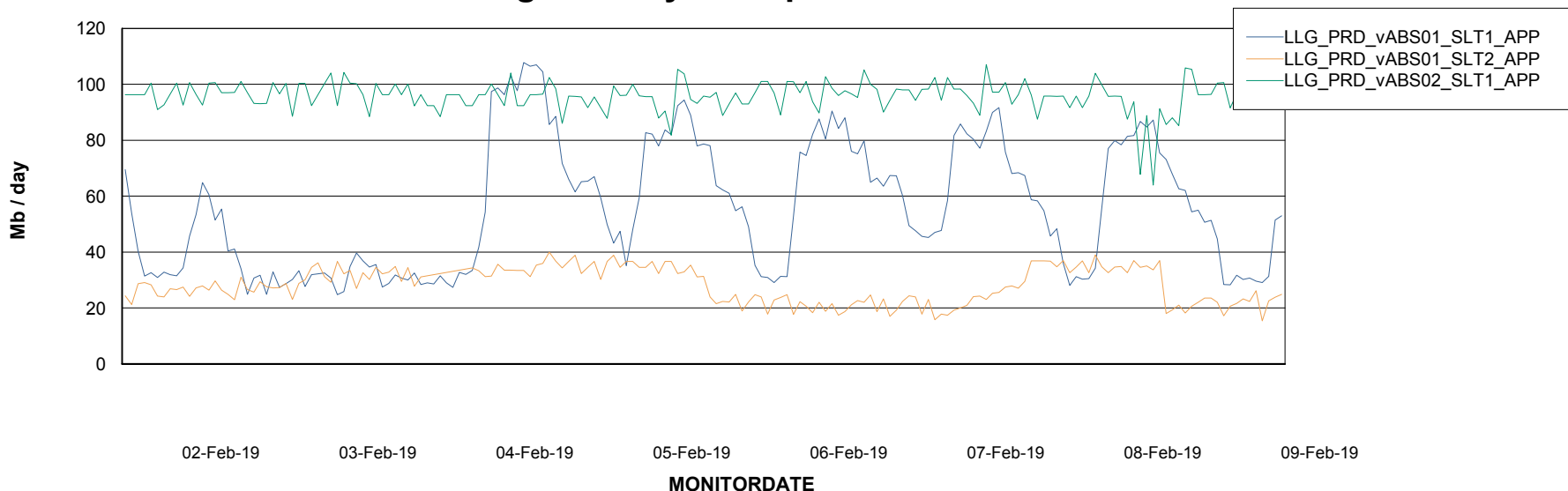
# Weekly SLA Customer Report

Customer LLG\_Production  
Database ID 53

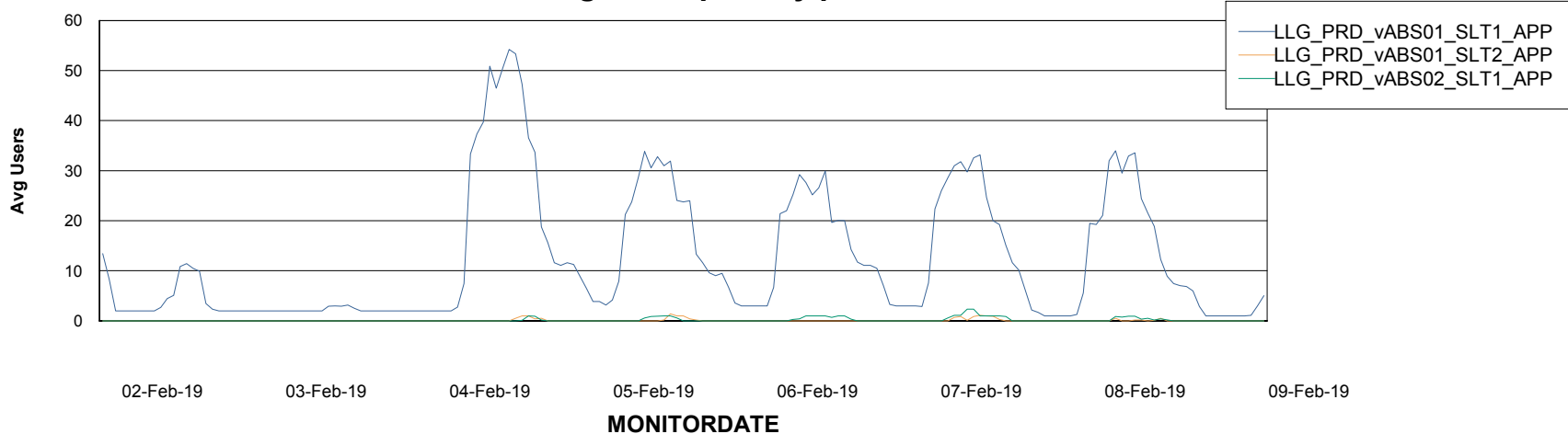


## ABSSolute Application Server Services

### Avg memory used per ABS Server Service



### Avg users per day per ABS server



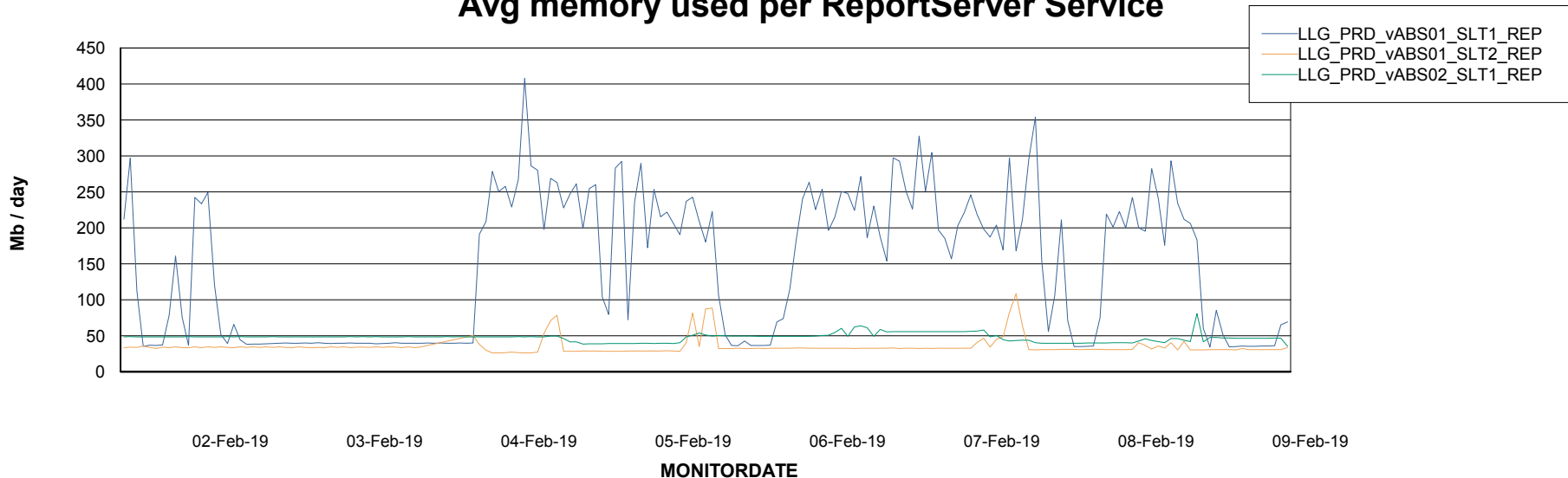
# Weekly SLA Customer Report

Customer LLG\_Production  
Database ID 53



## ABSSolute Application ReportServer Services

### Avg memory used per ReportServer Service



### Disaster per ABS component

