

Weekly SLA Customer Report

Customer PHS_Production
 Database ID 47



Harddisk Usage PHS_BI_GCAB779a

	Free disk space on c: (%)	Total disk space on c: (Gb)	Free disk space on d: (%)	Total disk space on d: (Gb)
05-Jan-19	14	150	23	200
04-Jan-19	14	150	23	200
03-Jan-19	14	150	23	200
02-Jan-19	14	150	23	200
01-Jan-19	14	150	23	200
31-Dec-18	14	150	24	200
30-Dec-18	14	150	24	200

Harddisk Usage PHS_PRDWEB_DCAB573b

	Free disk space on c: (%)	Total disk space on c: (Gb)
05-Jan-19	79	100
04-Jan-19	79	100
03-Jan-19	79	100
02-Jan-19	79	100
01-Jan-19	79	100
31-Dec-18	79	100
30-Dec-18	79	100

Weekly SLA Customer Report

Customer PHS_Production
Database ID 47



Harddisk Usage PHS_PRD_GCAB574b

	Free disk space on c: (%)	Total disk space on c: (Gb)	Free disk space on d: (%)	Total disk space on d: (Gb)	Free disk space on f: (%)	Total disk space on f: (Gb)
05-Jan-19	69	150	23	300	36	200
04-Jan-19	69	150	23	300	41	200
03-Jan-19	69	150	23	300	41	200
02-Jan-19	69	150	23	300	40	200
01-Jan-19	69	150	23	300	40	200
31-Dec-18	69	150	23	300	39	200
30-Dec-18	69	150	23	300	41	200

Harddisk Usage PHS_PRD_GCAB576b

	Free disk space on c: (%)	Total disk space on c: (Gb)	Free disk space on d: (%)	Total disk space on d: (Gb)	Free disk space on f: (%)	Total disk space on f: (Gb)
05-Jan-19	73	150	26	300	79	100
04-Jan-19	73	150	26	300	79	100
03-Jan-19	73	150	26	300	79	100
02-Jan-19	73	150	26	300	79	100
01-Jan-19	73	150	26	300	79	100
31-Dec-18	73	150	26	300	75	100
30-Dec-18	73	150	26	300	78	100

Weekly SLA Customer Report

Customer PHS_Production
Database ID 47



Harddisk Usage PHS_TST_GCAB575b

	Free disk space on c: (%)	Total disk space on c: (Gb)	Free disk space on d: (%)	Total disk space on d: (Gb)
05-Jan-19	28	50	24	300
04-Jan-19	28	50	24	300
03-Jan-19	28	50	24	300
02-Jan-19	28	50	24	300
01-Jan-19	28	50	24	300
31-Dec-18	28	50	24	300
30-Dec-18	28	50	24	300

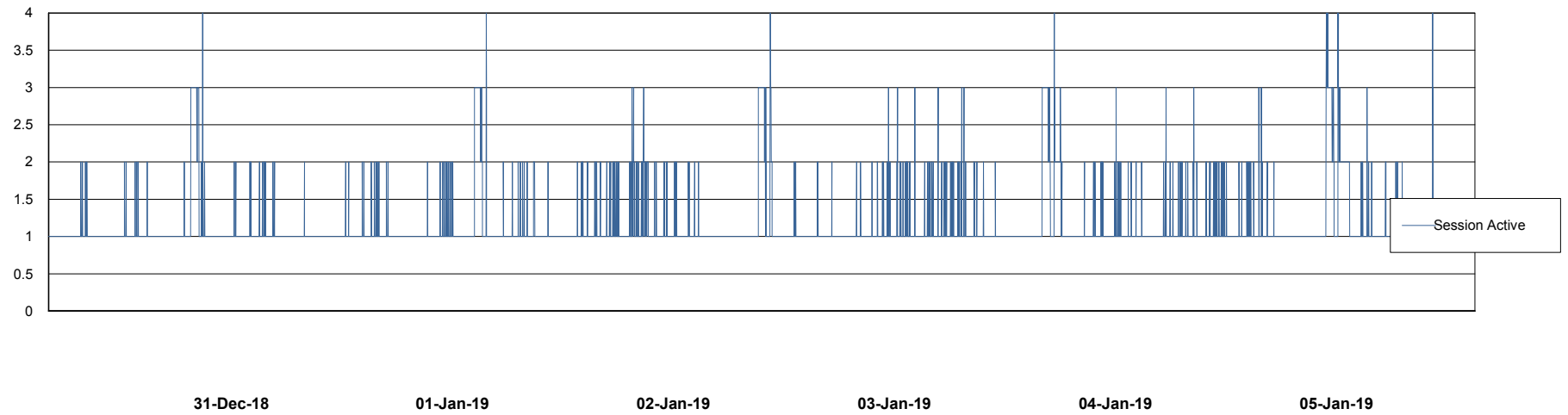
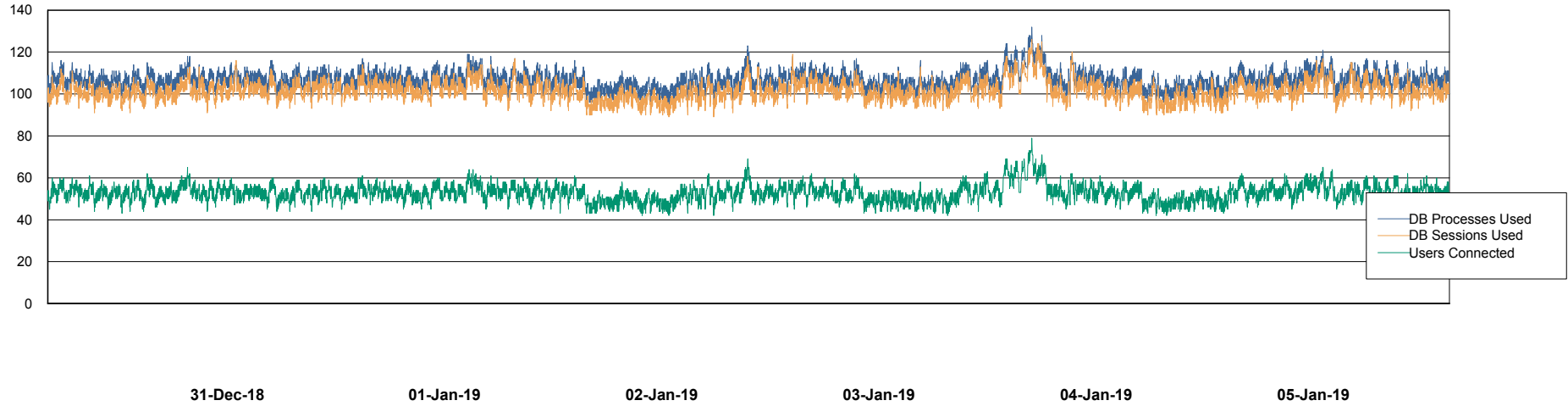
Weekly SLA Customer Report

Customer PHS_Production
Database ID 47



Database Performance PHSDB_Production

DB Processes Max 500
DB Sessions Max 772



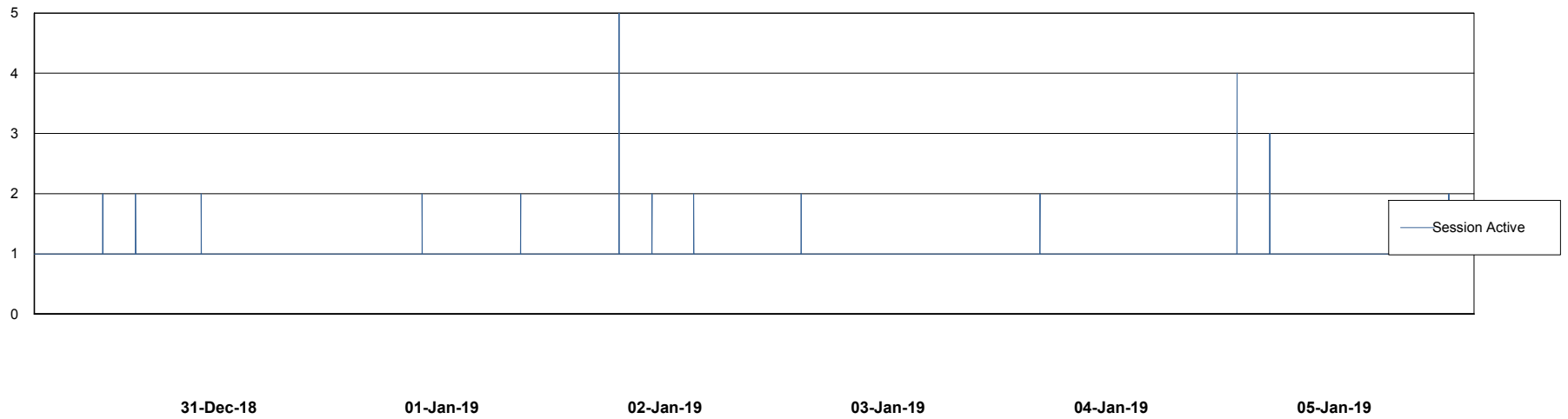
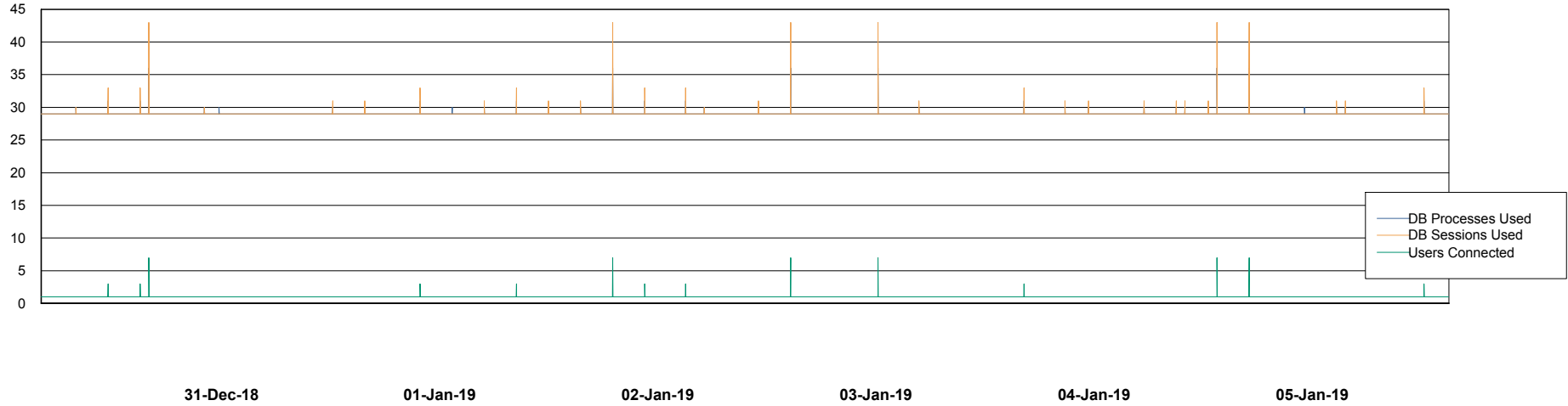
Weekly SLA Customer Report

Customer PHS_Production
Database ID 47



Database Performance PHSDB_Standby

DB Processes Max 500
DB Sessions Max 772



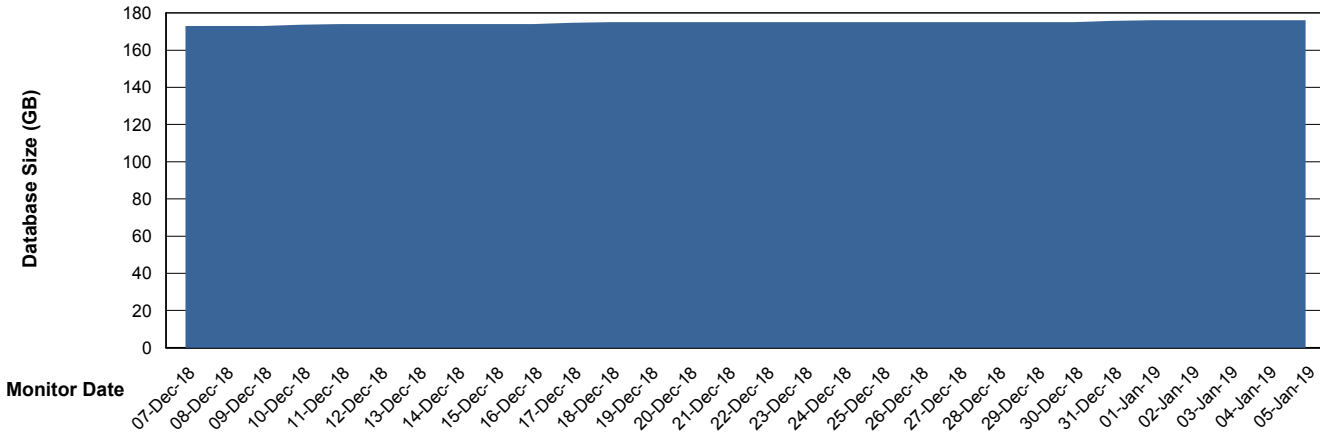
Weekly SLA Customer Report

Customer PHS_Production
 Database ID 47



DATABASE SIZE PHSDB_Production

Database growth over last month



Database Tablespace PHSDB_Production

Date	Tablespace Name	Filesize (Gb)	Usedsize (Gb)	Percentage free
05-Jan-19	ABSDATA	197	165	16
	INDX	12	10	17
04-Jan-19	ABSDATA	197	165	16
	INDX	12	10	17
03-Jan-19	ABSDATA	197	165	16
	INDX	12	10	17
02-Jan-19	ABSDATA	197	165	16
	INDX	12	10	17
01-Jan-19	ABSDATA	197	165	16
	INDX	12	10	17
31-Dec-18	ABSDATA	197	165	16
	INDX	12	10	17
30-Dec-18	ABSDATA	197	164	17
	INDX	12	10	17

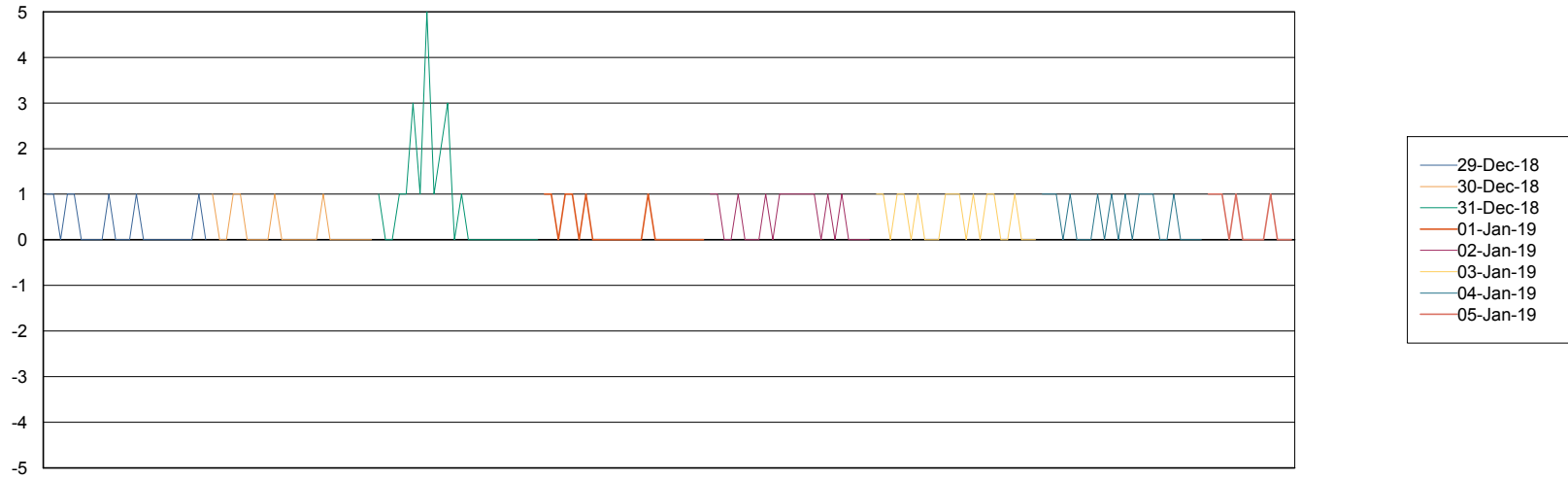
Weekly SLA Customer Report

Customer PHS_Production
Database ID 47



Standby Database Health PHS_Production

Recovery lag for last 7 days



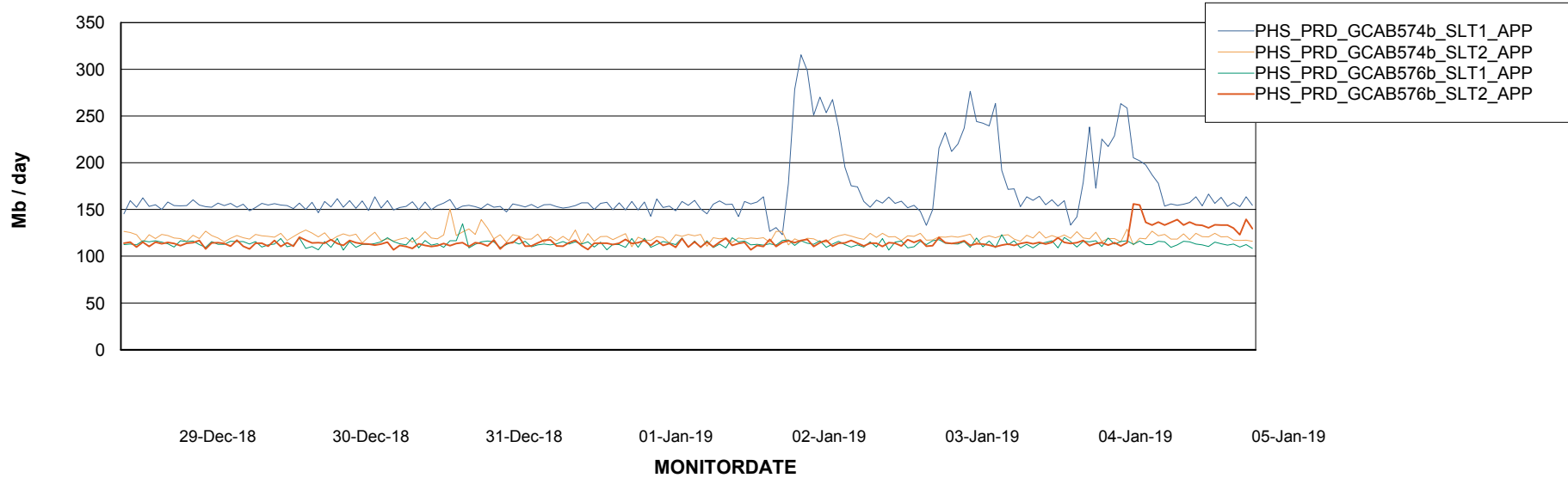
Weekly SLA Customer Report

Customer PHS_Production
Database ID 47

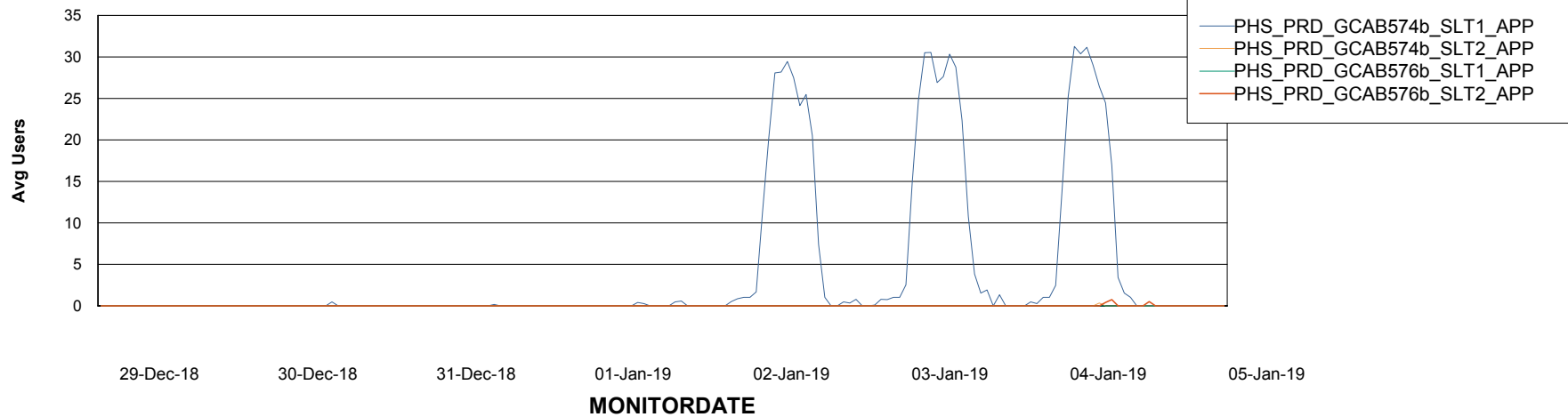


ABSSolute Application Server Services

Avg memory used per ABS Server Service



Avg users per day per ABS server



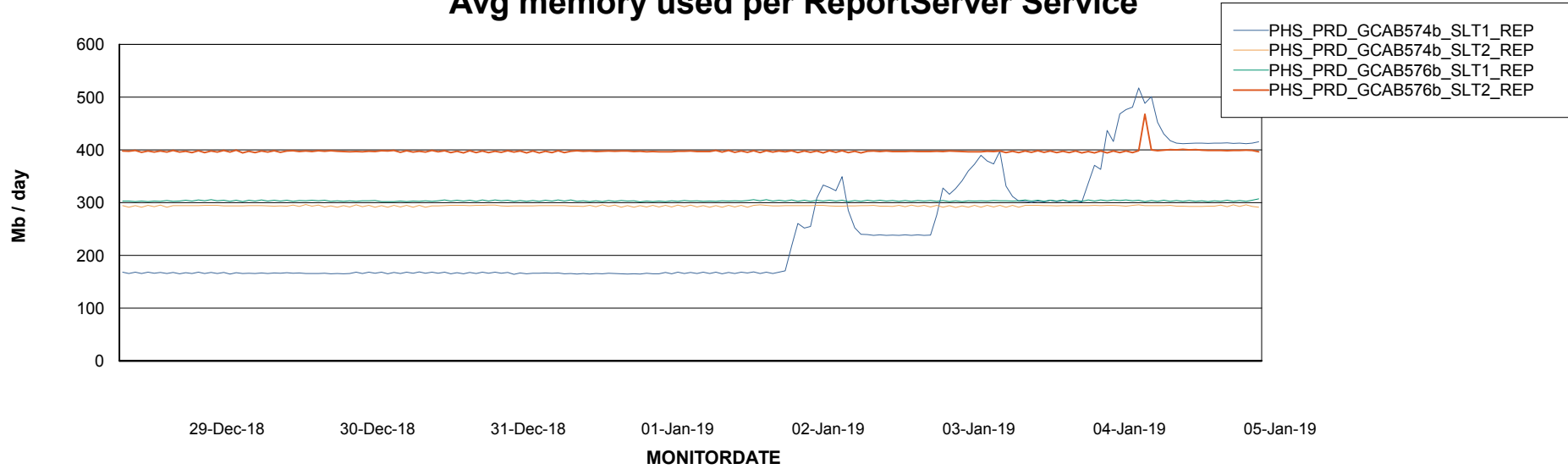
Weekly SLA Customer Report

Customer PHS_Production
Database ID 47



ABSSolute Application ReportServer Services

Avg memory used per ReportServer Service



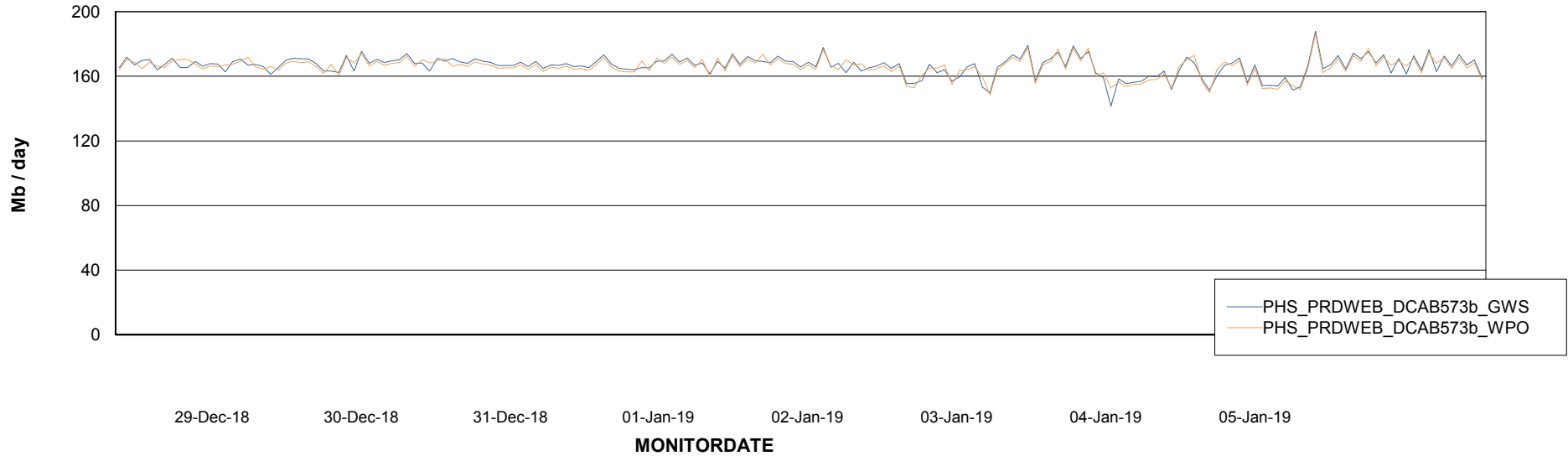
Weekly SLA Customer Report

Customer PHS_Production
Database ID 47



ABSolute Web Component Services

Avg memory used per ABS Web component



Weekly SLA Customer Report

Customer PHS_Production
Database ID 47



Disaster per ABS component

