

Weekly SLA Customer Report

Customer LLG_Production
 Database ID 53



Harddisk Usage LLG_PRD_BI01

	Free disk space on c: (%)	Total disk space on c: (Gb)
01-Dec-18	46	559
30-Nov-18	46	559
29-Nov-18	46	559
28-Nov-18	46	559
27-Nov-18	46	559
26-Nov-18	46	559
25-Nov-18	46	559

Harddisk Usage LLG_PRD_ORA01

	Free disk space on c: (%)	Total disk space on c: (Gb)	Free disk space on d: (%)	Total disk space on d: (Gb)
01-Dec-18	85	1,117	50	800
30-Nov-18	85	1,117	50	800
29-Nov-18	85	1,117	50	800
28-Nov-18	85	1,117	51	800
27-Nov-18	85	1,117	51	800
26-Nov-18	85	1,117	50	800
25-Nov-18	85	1,117	51	800

Weekly SLA Customer Report

Customer LLG_Production
Database ID 53



Harddisk Usage LLG_PRD_ORA02

	Free disk space on c: (%)	Total disk space on c: (Gb)	Free disk space on d: (%)	Total disk space on d: (Gb)	Free disk space on f: (%)	Total disk space on f: (Gb)
01-Dec-18	69	279	42	1,000	71	928
30-Nov-18	69	279	42	1,000	71	928
29-Nov-18	69	279	42	1,000	71	928
28-Nov-18	69	279	42	1,000	71	928
27-Nov-18	69	279	42	1,000	71	928
26-Nov-18	69	279	42	1,000	71	928
25-Nov-18	69	279	42	1,000	71	928

Harddisk Usage LLG_PRD_vABS01

	Free disk space on c: (%)	Total disk space on c: (Gb)	Free disk space on d: (%)	Total disk space on d: (Gb)
01-Dec-18	36	180	69	150
30-Nov-18	36	180	69	150
29-Nov-18	36	180	69	150
28-Nov-18	36	180	69	150
27-Nov-18	36	180	69	150
26-Nov-18	37	180	69	150
25-Nov-18	38	180	69	150

Weekly SLA Customer Report

Customer LLG_Production
Database ID 53



Harddisk Usage LLG_PRD_vABS02

	Free disk space on c: (%)	Total disk space on c: (Gb)	Free disk space on d: (%)	Total disk space on d: (Gb)
01-Dec-18	35	170	56	150
30-Nov-18	35	170	56	150
29-Nov-18	35	170	56	150
28-Nov-18	35	170	56	150
27-Nov-18	35	170	56	150
26-Nov-18	36	170	56	150
25-Nov-18	38	170	56	150

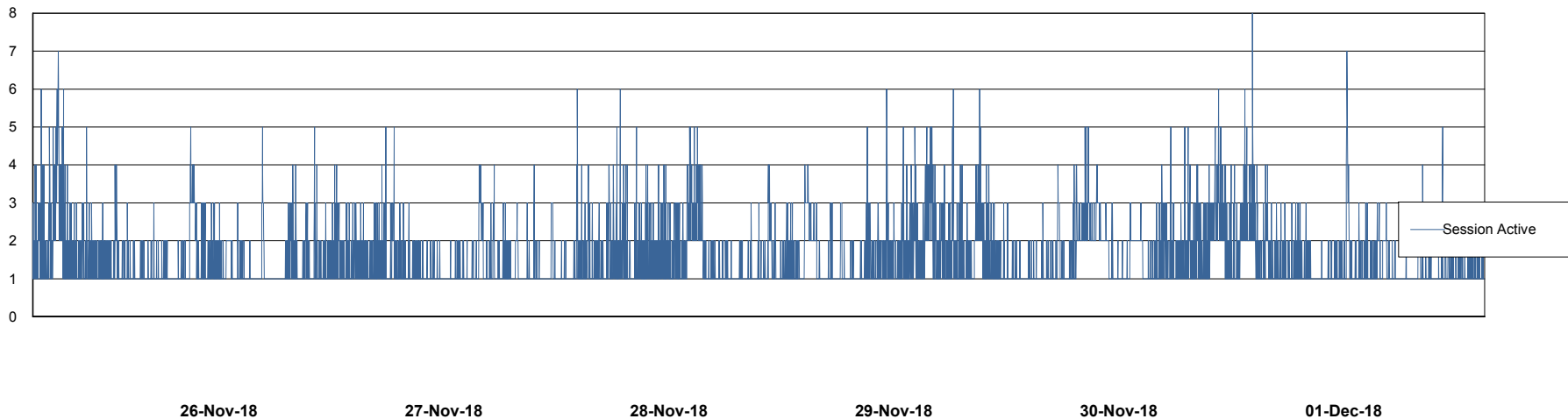
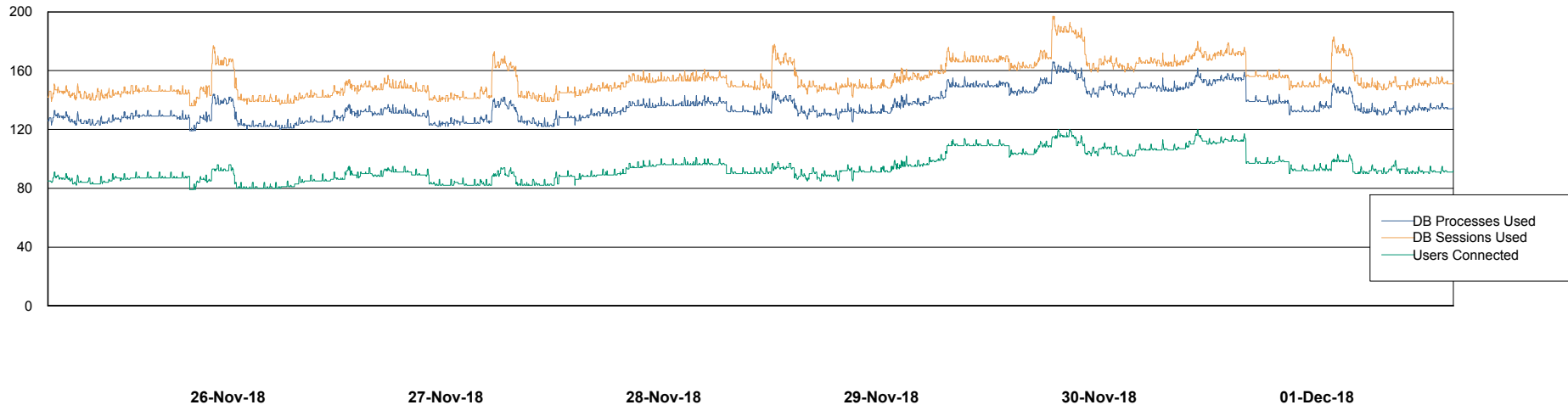
Weekly SLA Customer Report

Customer LLG_Production
Database ID 53



Database Performance LLGDB_Production

DB Processes Max 520
DB Sessions Max 804



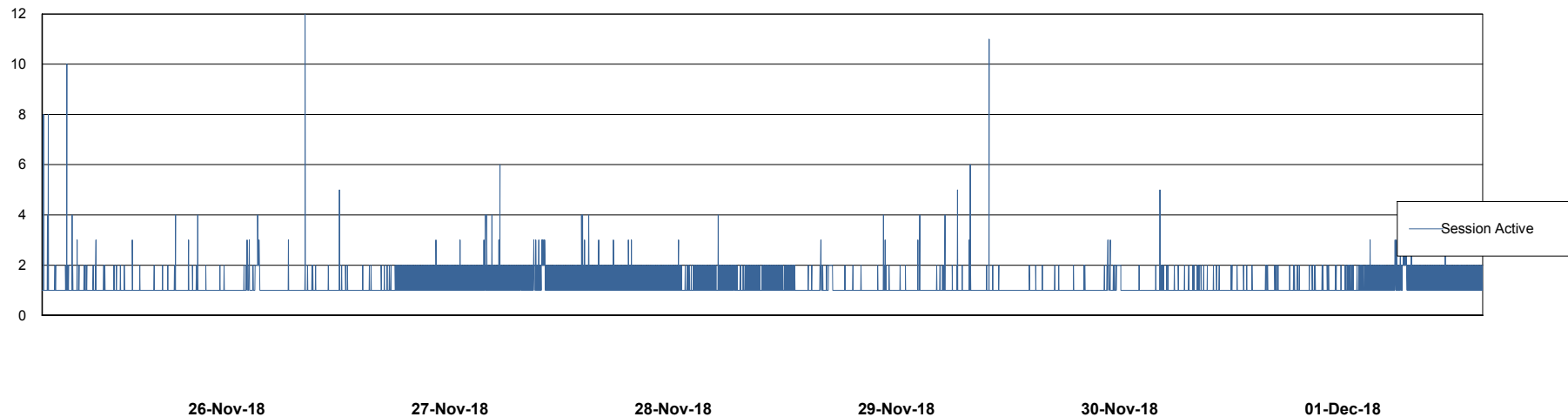
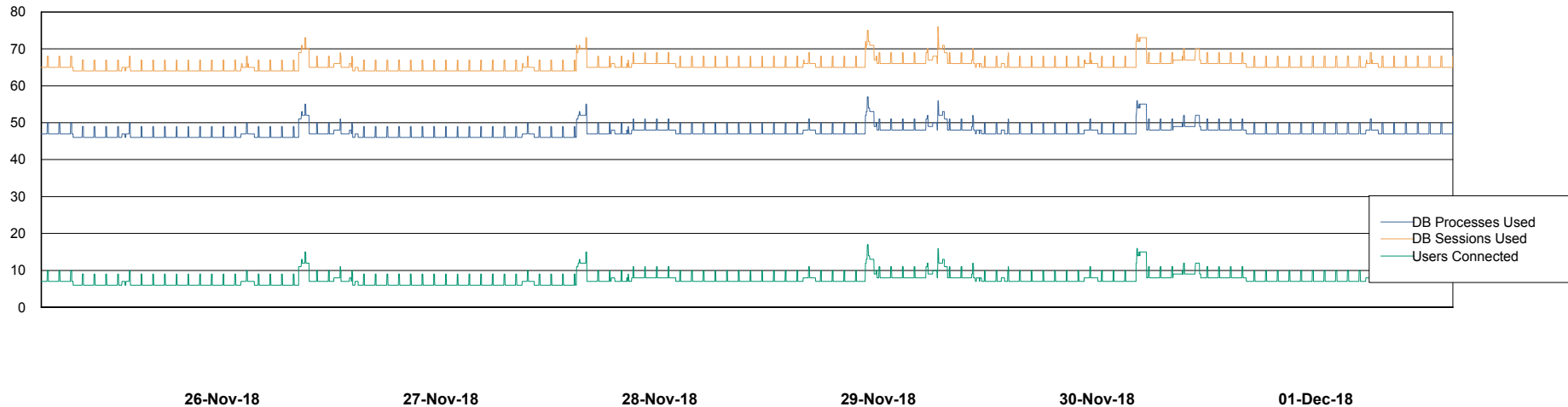
Weekly SLA Customer Report

Customer LLG_Production
Database ID 53



Database Performance LLGDB_Standby

DB Processes Max 520
DB Sessions Max 804



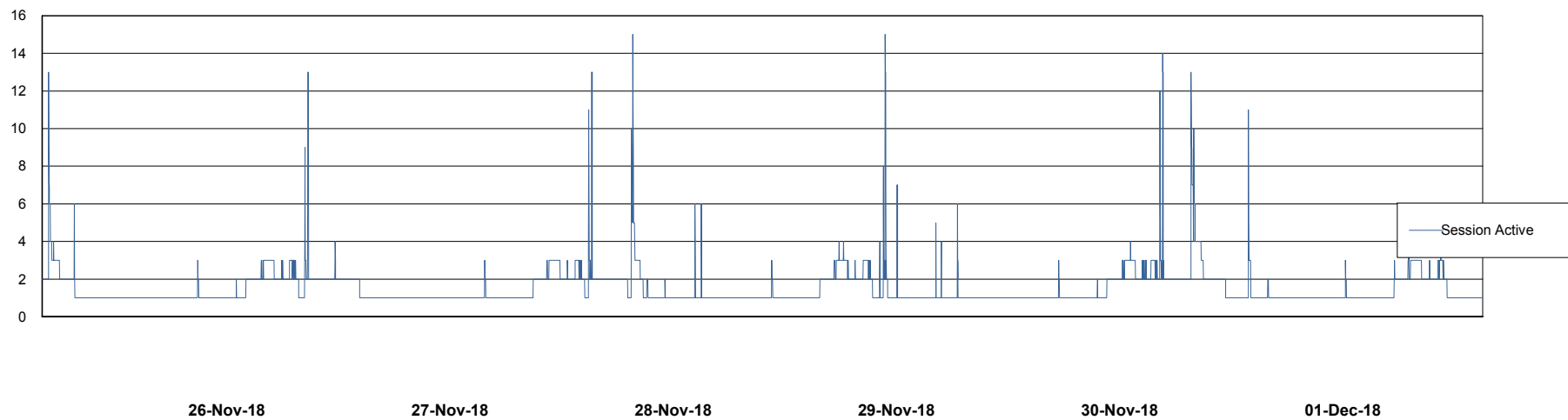
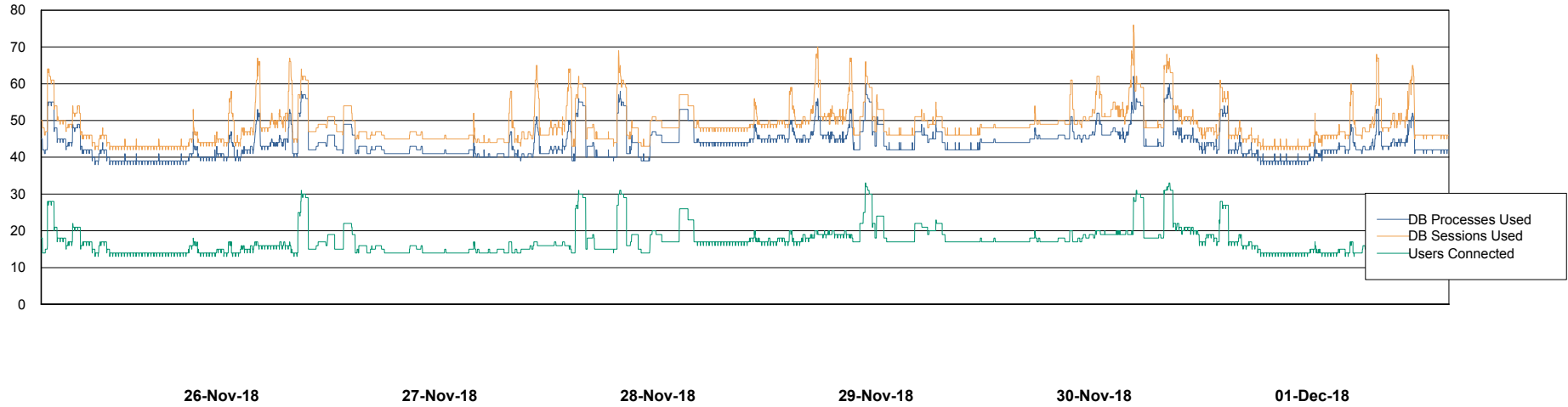
Weekly SLA Customer Report

Customer LLG_Production
Database ID 53



Database Performance LLGDBBI_Production

DB Processes Max 500
DB Sessions Max 780



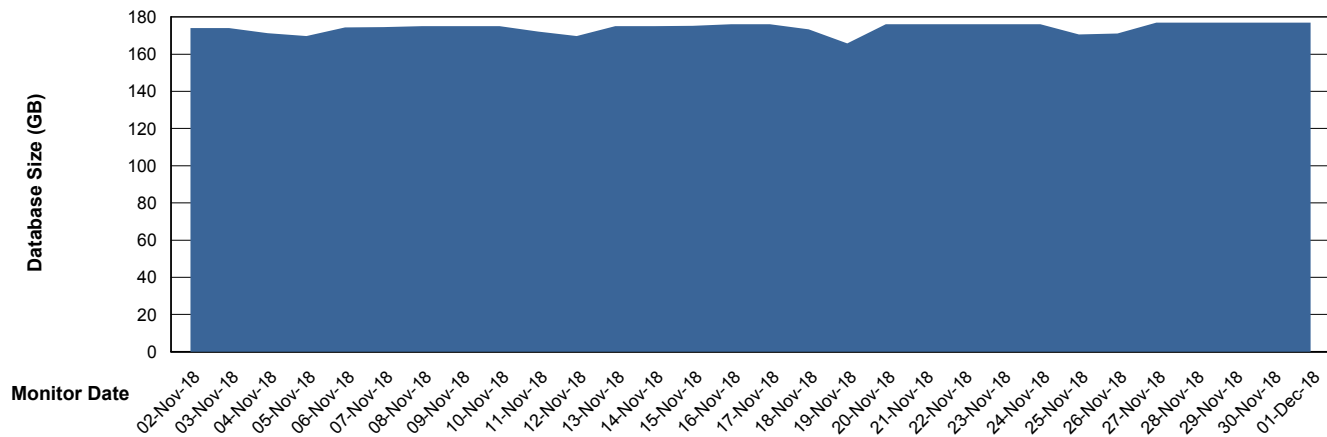
Weekly SLA Customer Report

Customer LLG_Production
Database ID 53



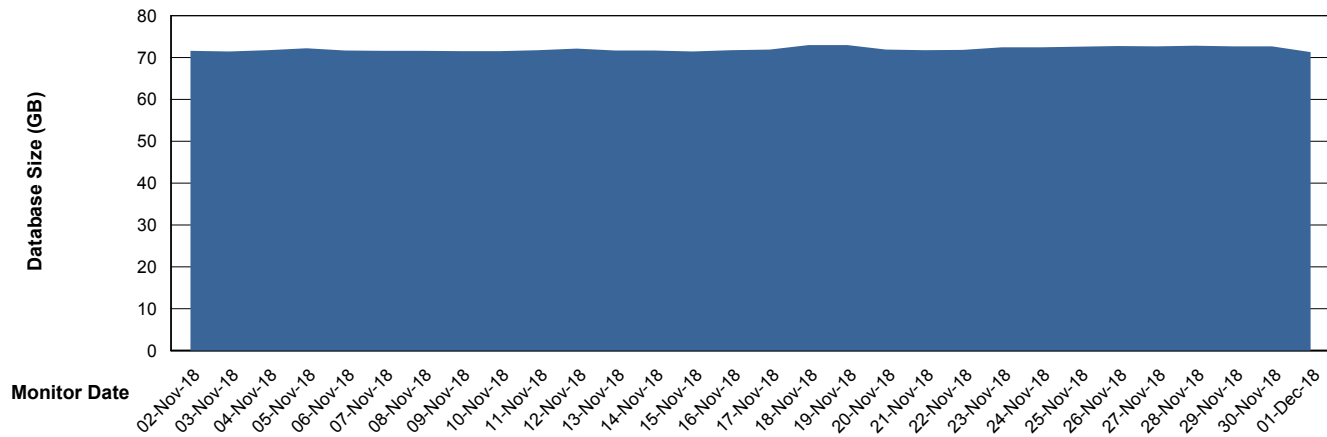
DATABASE SIZE LLGDB_Production

Database growth over last month



DATABASE SIZE LLGDBBI_Production

Database growth over last month



Weekly SLA Customer Report

Customer LLG_Production
Database ID 53



Database Tablespace LLGDB_Production

Date	Tablespace Name	Filesize (Gb)	Usedsize (Gb)	Percentage free
01-Dec-18	ABSDATA	98	75	23
	INDX	122	99	19
30-Nov-18	ABSDATA	98	75	23
	INDX	122	99	19
29-Nov-18	ABSDATA	98	75	23
	INDX	122	99	19
28-Nov-18	ABSDATA	98	75	23
	INDX	122	98	20
27-Nov-18	ABSDATA	98	75	23
	INDX	122	98	20
26-Nov-18	ABSDATA	98	75	23
	INDX	122	98	20
25-Nov-18	ABSDATA	98	75	23
	INDX	122	98	20

Weekly SLA Customer Report

Customer LLG_Production
 Database ID 53



Database Tablespace LLGDBBI_Production

Date	Tablespace Name	Filesize (Gb)	Usedsize (Gb)	Percentage free
01-Dec-18	ABSDATA	44	36	18
	INDX	40	34	15
30-Nov-18	ABSDATA	44	36	18
	INDX	40	34	15
29-Nov-18	ABSDATA	44	36	18
	INDX	40	34	15
28-Nov-18	ABSDATA	44	36	18
	INDX	40	34	15
27-Nov-18	ABSDATA	44	36	18
	INDX	40	34	15
26-Nov-18	ABSDATA	44	36	18
	INDX	40	34	15
25-Nov-18	ABSDATA	44	36	18
	INDX	40	34	15

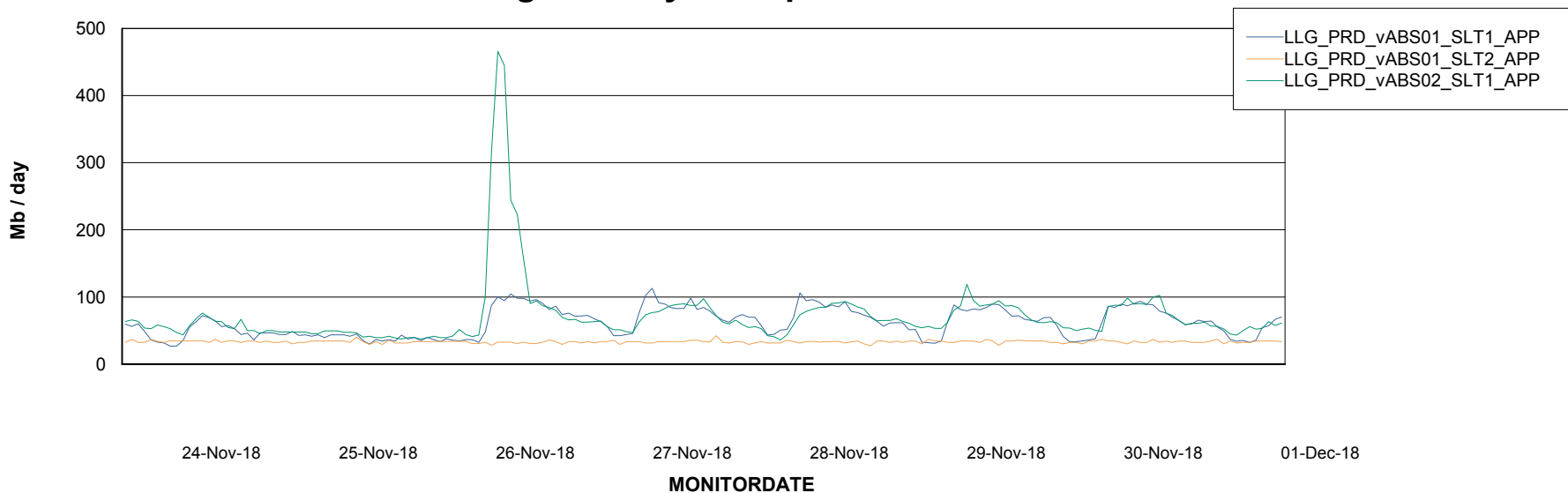
Weekly SLA Customer Report

Customer LLG_Production
Database ID 53

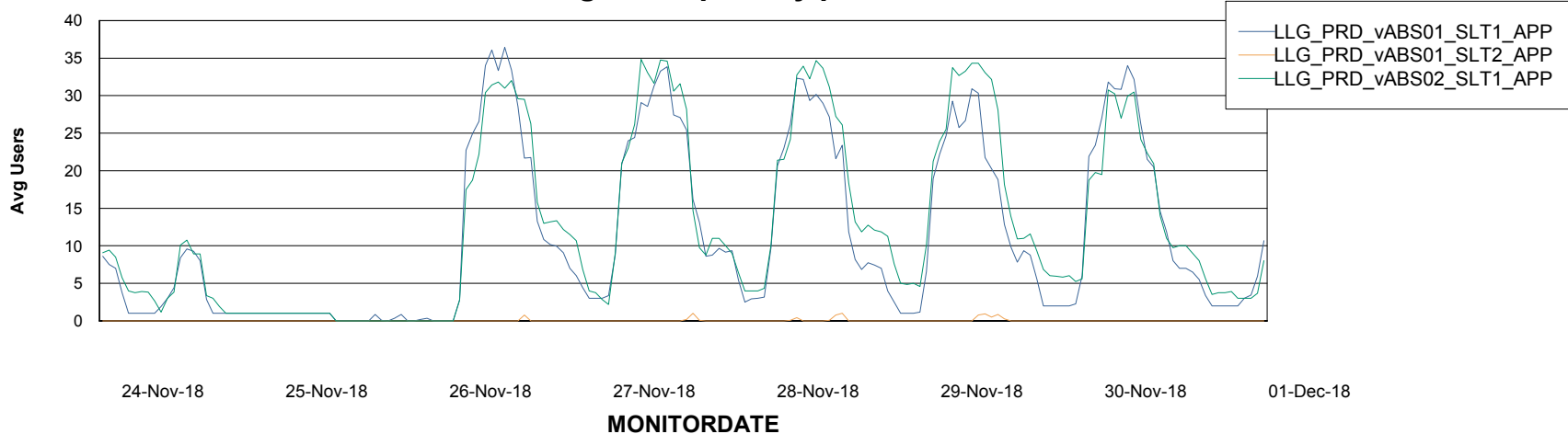


ABSSolute Application Server Services

Avg memory used per ABS Server Service



Avg users per day per ABS server



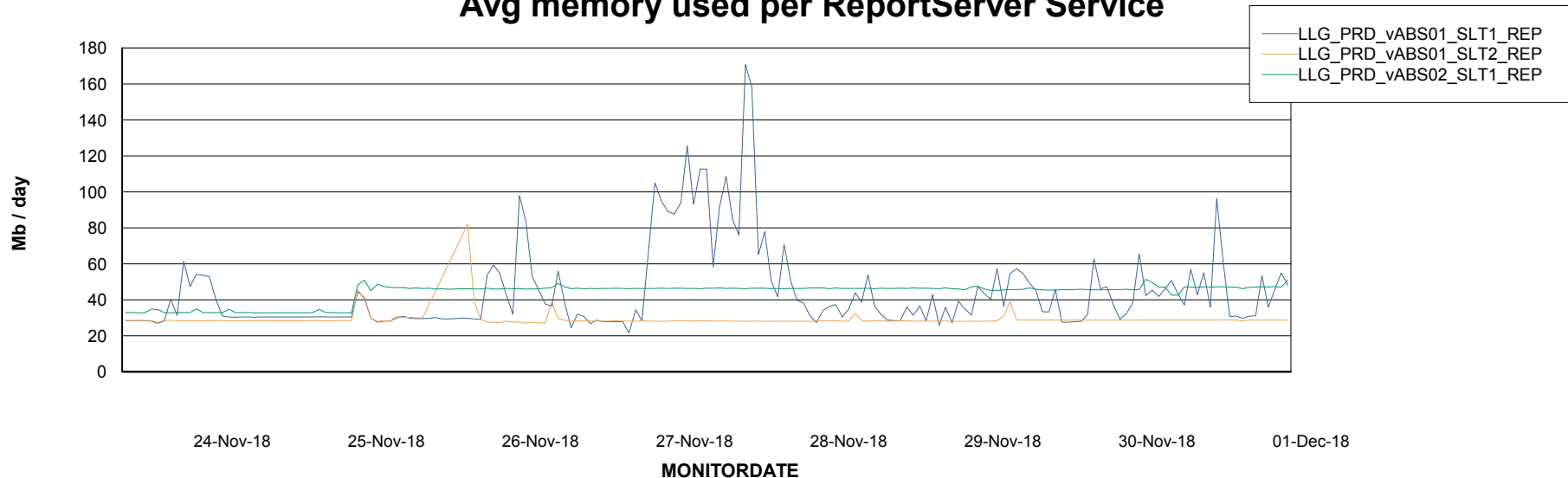
Weekly SLA Customer Report

Customer LLG_Production
Database ID 53



ABSSolute Application ReportServer Services

Avg memory used per ReportServer Service



Disaster per ABS component

