

# Weekly SLA Customer Report

Customer KLA\_Production  
 Database ID 65



Harddisk Usage KLA\_PRD

	Free disk space on c: (%)	Total disk space on c: (Gb)	Free disk space on d: (%)	Total disk space on d: (Gb)
10-Nov-18	40	150	67	150
09-Nov-18	41	150	67	150
08-Nov-18	41	150	67	150
07-Nov-18	41	150	67	150
06-Nov-18	41	150	67	150
05-Nov-18	41	150	67	150
04-Nov-18	41	150	67	150

Harddisk Usage KLA\_STB

	Free disk space on c: (%)	Total disk space on c: (Gb)	Free disk space on d: (%)	Total disk space on d: (Gb)
10-Nov-18	28	150	67	200
09-Nov-18	28	150	59	200
08-Nov-18	28	150	53	200
07-Nov-18	28	150	54	200
06-Nov-18	28	150	54	200
05-Nov-18	28	150	54	200
04-Nov-18	28	150	54	200

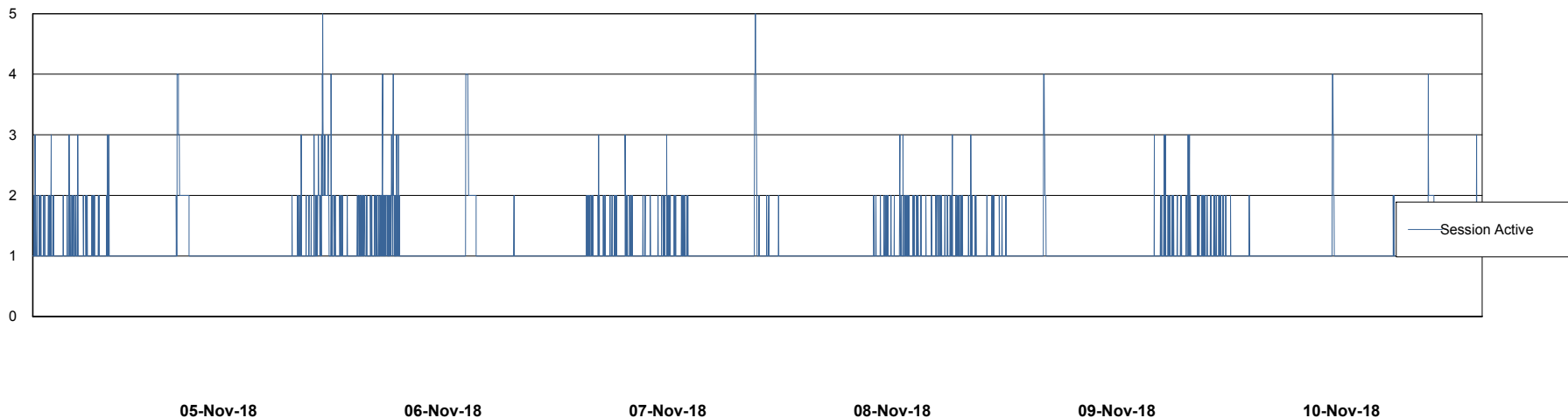
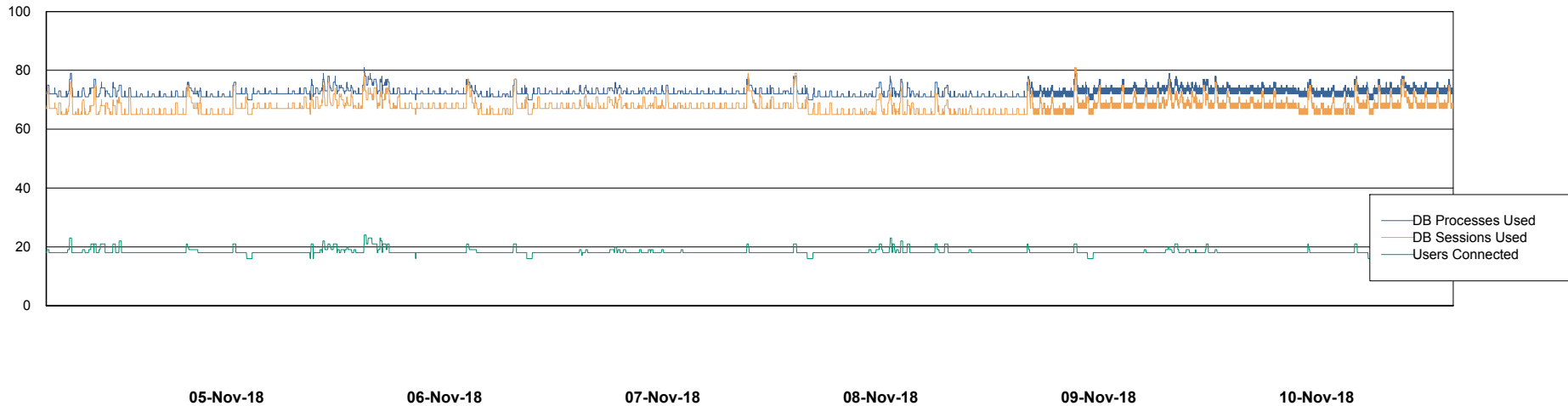
# Weekly SLA Customer Report

Customer KLA\_Production  
Database ID 65



## Database Performance KLADB\_Production

DB Processes Max 500  
DB Sessions Max 772





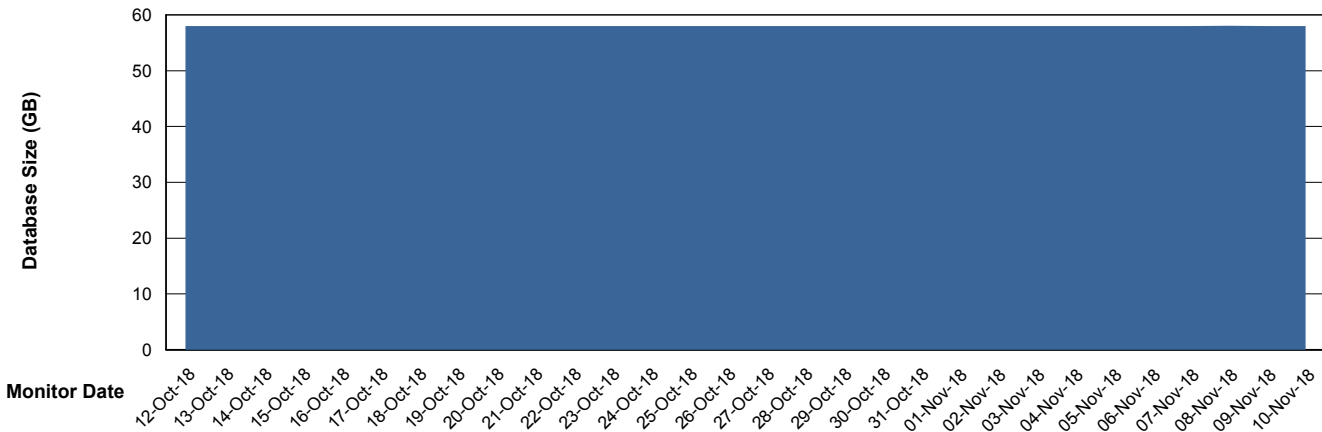
# Weekly SLA Customer Report

Customer KLA\_Production  
 Database ID 65



DATABASE SIZE KLADB\_Production

Database growth over last month



Database Tablespace KLADB\_Production

Date	Tablespace Name	Filesize (Gb)	Usedsize (Gb)	Percentage free
10-Nov-18	ABSDATA	35	28	20
	INDX	35	27	23
09-Nov-18	ABSDATA	35	28	20
	INDX	35	27	23
08-Nov-18	ABSDATA	35	28	20
	INDX	35	27	23
07-Nov-18	ABSDATA	35	28	20
	INDX	35	27	23
06-Nov-18	ABSDATA	35	28	20
	INDX	35	27	23
05-Nov-18	ABSDATA	35	28	20
	INDX	35	27	23
04-Nov-18	ABSDATA	35	28	20
	INDX	35	27	23

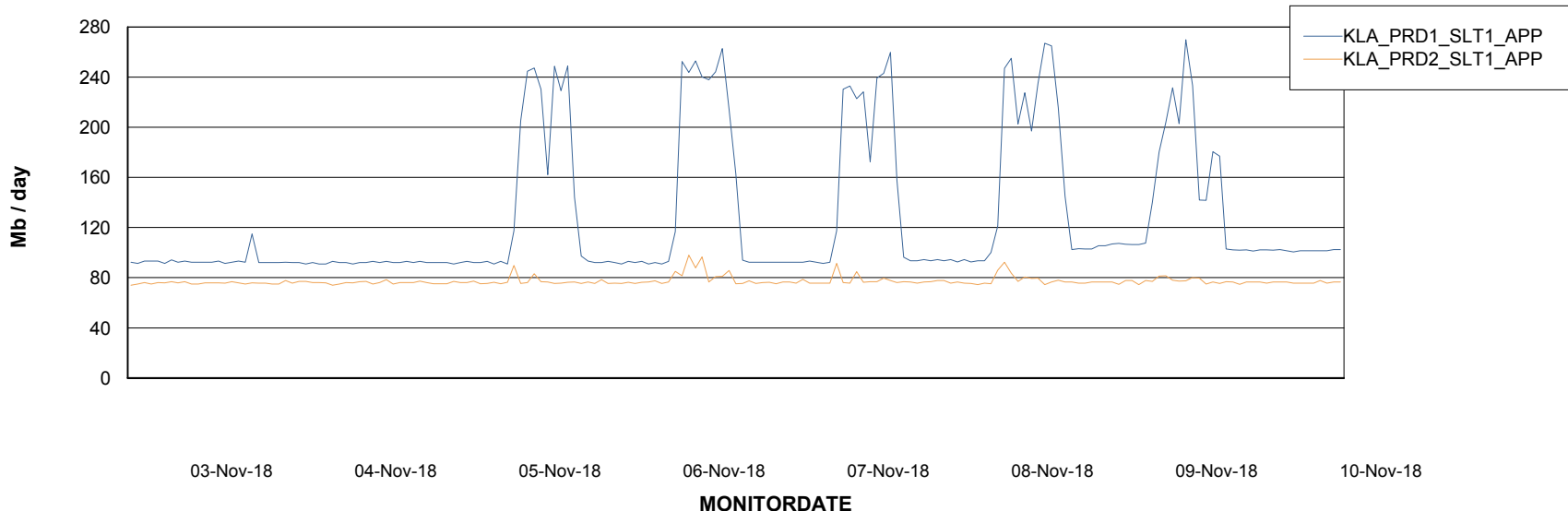
# Weekly SLA Customer Report

Customer KLA\_Production  
Database ID 65

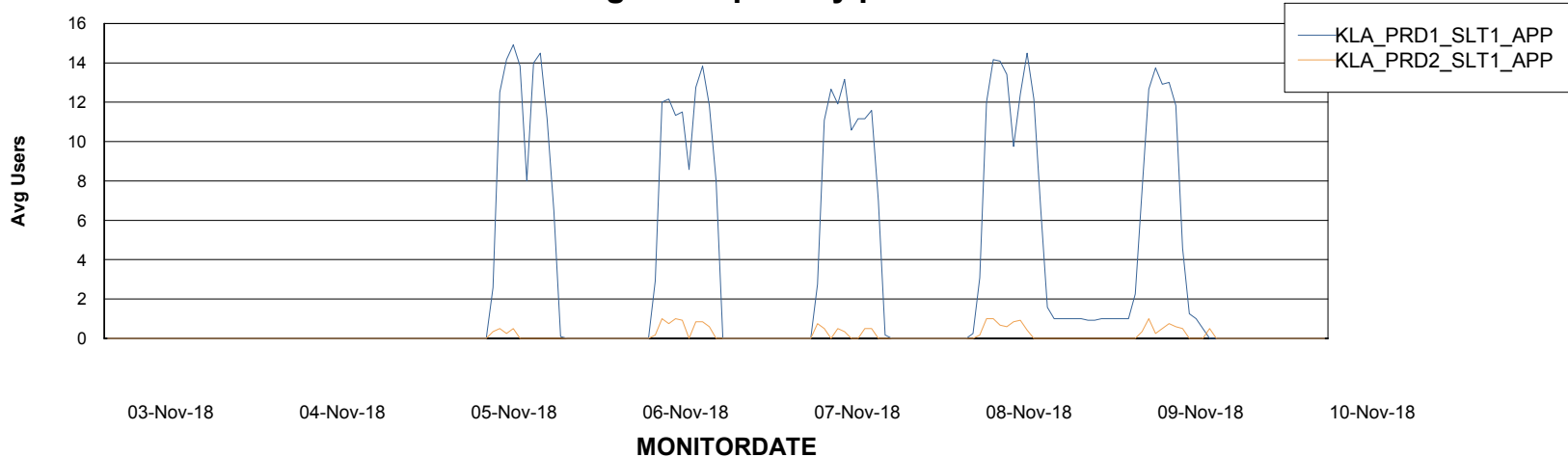


## ABSSolute Application Server Services

### Avg memory used per ABS Server Service



### Avg users per day per ABS server



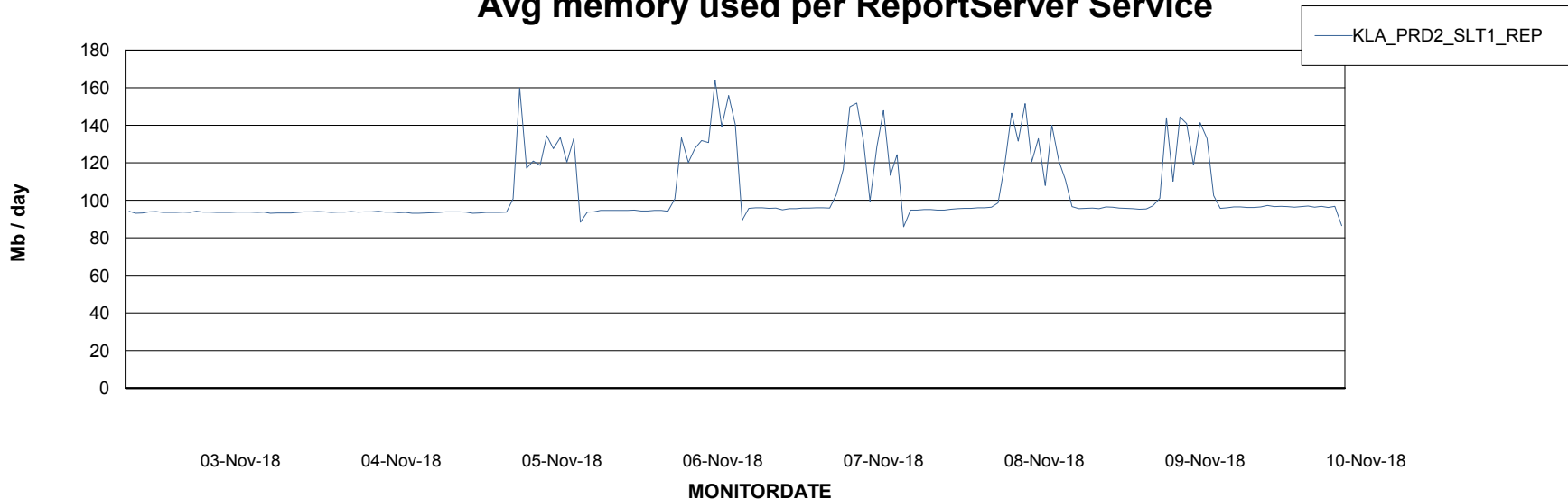
# Weekly SLA Customer Report

Customer KLA\_Production  
Database ID 65



## ABSSolute Application ReportServer Services

### Avg memory used per ReportServer Service



### Disaster per ABS component

