

# Weekly SLA Customer Report

Customer CLO Production  
Database ID 38



## Harddisk Usage CLO\_FUT\_CLOBI

	Free disk space on c: (%)	Total disk space on c: (Gb)	Free disk space on d: (%)	Total disk space on d: (Gb)	Free disk space on e: (%)	Total disk space on e: (Gb)
27-Oct-18	87	279	68	447	88	447
26-Oct-18	87	279	68	447	88	447
25-Oct-18	87	279	69	447	88	447
24-Oct-18	87	279	69	447	88	447
23-Oct-18	87	279	69	447	89	447
22-Oct-18	87	279	69	447	88	447
21-Oct-18	87	279	69	447	88	447

## Harddisk Usage CLO\_PRD\_CLOBI

	Free disk space on c: (%)	Total disk space on c: (Gb)	Free disk space on d: (%)	Total disk space on d: (Gb)	Free disk space on e: (%)	Total disk space on e: (Gb)
27-Oct-18	4	68	24	68	6	68
26-Oct-18	3	68	24	68	6	68
25-Oct-18	2	68	24	68	6	68
24-Oct-18	4	68	24	68	6	68
23-Oct-18	6	68	24	68	6	68
22-Oct-18	8	68	24	68	6	68
21-Oct-18	9	68	24	68	6	68

# Weekly SLA Customer Report

Customer CLO Production  
Database ID 38



Harddisk Usage CLO\_PRD\_CLO\_ORACLE\_002

	Free disk space on c: (%)	Total disk space on c: (Gb)	Free disk space on d: (%)	Total disk space on d: (Gb)	Free disk space on e: (%)	Total disk space on e: (Gb)
27-Oct-18	25	273	7	137	62	107
26-Oct-18	25	273	7	137	62	107
25-Oct-18	25	273	7	137	62	107
24-Oct-18	25	273	7	137	62	107
23-Oct-18	25	273	7	137	62	107
22-Oct-18	25	273	7	137	62	107
21-Oct-18	25	273	7	137	62	107

Harddisk Usage CLO\_PRD\_ORA\_01

	Free disk space on c: (%)	Total disk space on c: (Gb)	Free disk space on d: (%)	Total disk space on d: (Gb)	Free disk space on f: (%)	Total disk space on f: (Gb)
27-Oct-18	80	279	68	447	69	447
26-Oct-18	80	279	68	447	70	447
25-Oct-18	80	279	68	447	72	447
24-Oct-18	81	279	68	447	74	447
23-Oct-18	81	279	68	447	75	447
22-Oct-18	81	279	68	447	76	447
21-Oct-18	81	279	68	447	77	447

# Weekly SLA Customer Report

Customer CLO Production  
 Database ID 38



Harddisk Usage CLO\_PRD\_ORA\_02

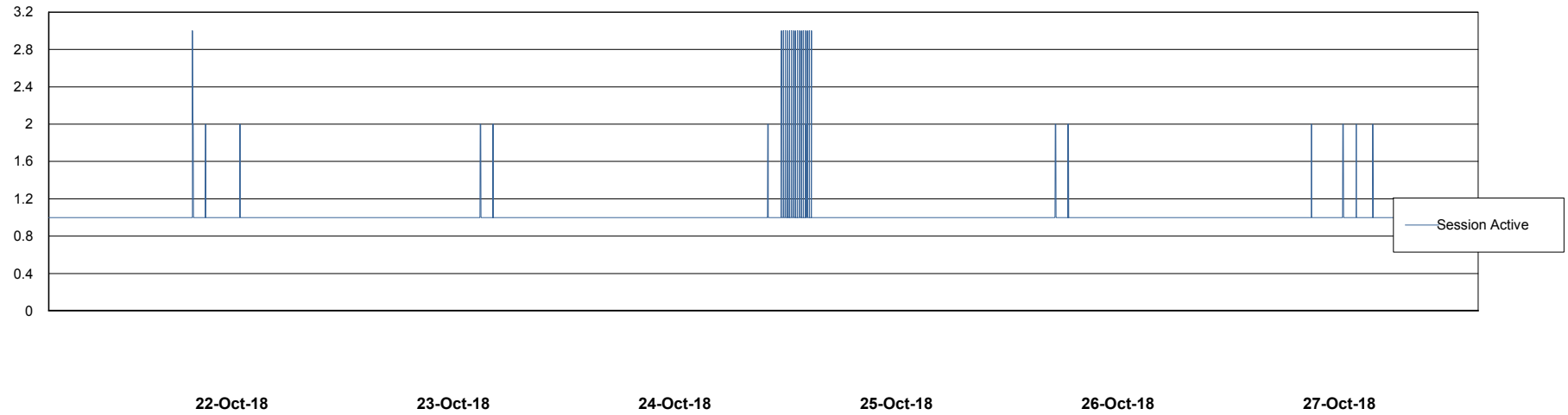
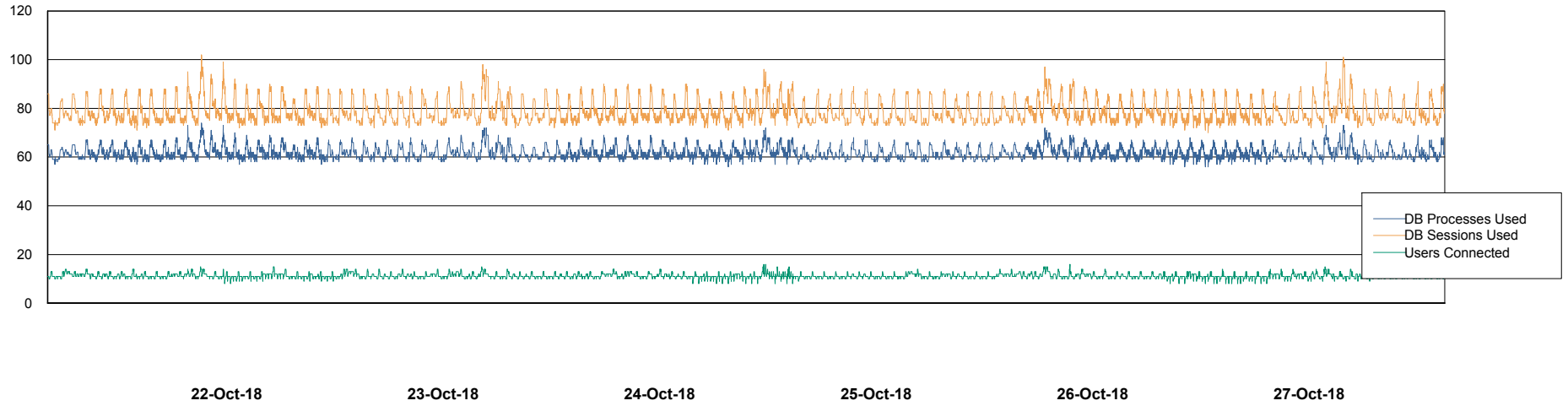
	Free disk space on c: (%)	Total disk space on c: (Gb)	Free disk space on d: (%)	Total disk space on d: (Gb)	Free disk space on f: (%)	Total disk space on f: (Gb)
27-Oct-18	84	279	68	447	43	447
26-Oct-18	84	279	68	447	44	447
25-Oct-18	84	279	68	447	45	447
24-Oct-18	84	279	68	447	47	447
23-Oct-18	84	279	68	447	49	447
22-Oct-18	84	279	68	447	50	447
21-Oct-18	84	279	68	447	51	447

# Weekly SLA Customer Report

Customer CLO Production  
Database ID 38



## Database Performance CLODB\_FUT\_BI

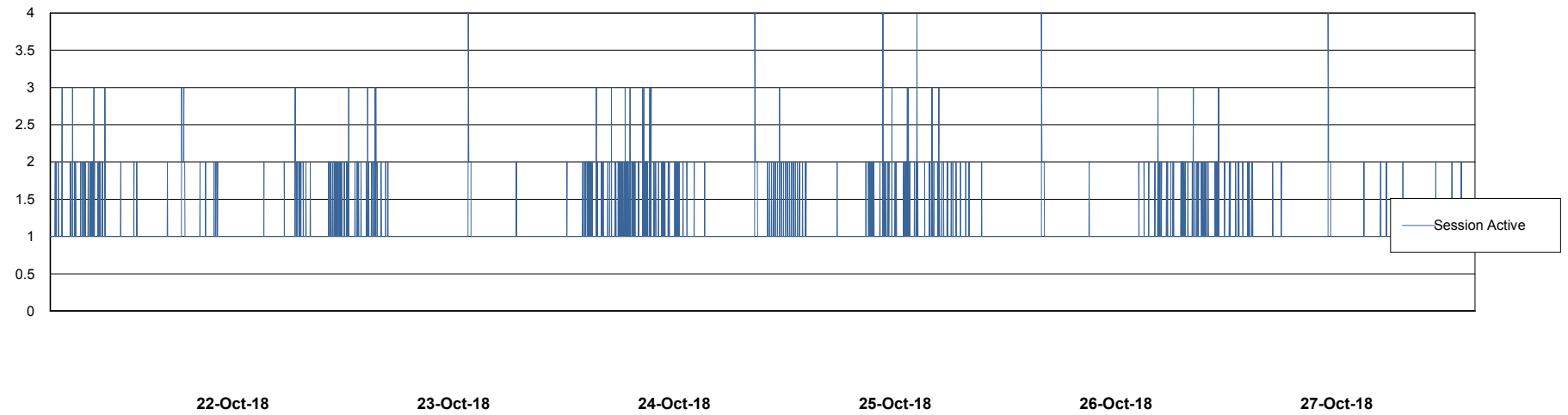
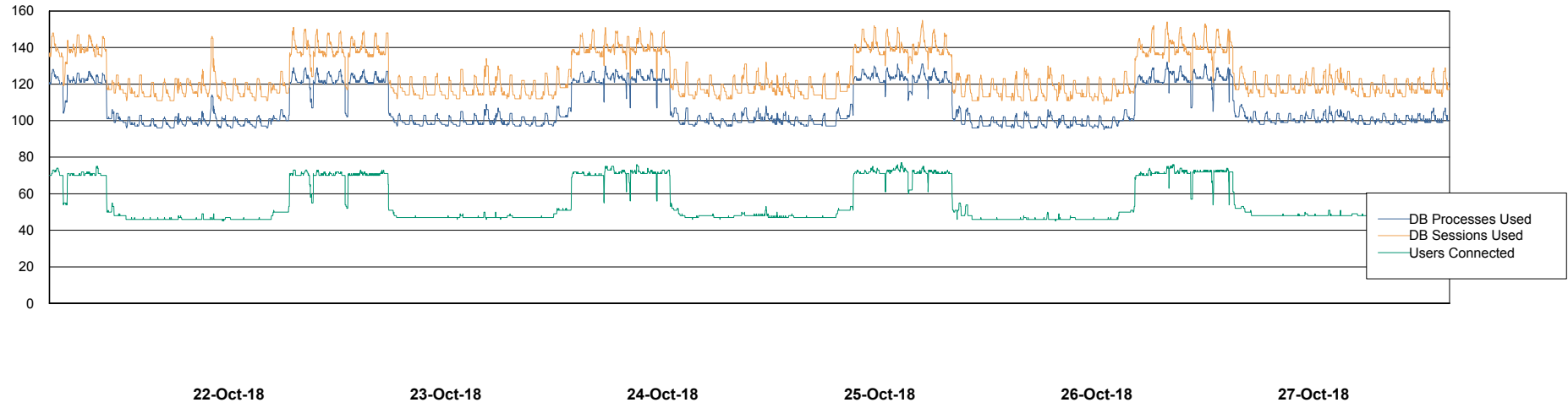


# Weekly SLA Customer Report

Customer CLO Production  
Database ID 38



## Database Performance CLODB\_PRD\_Production

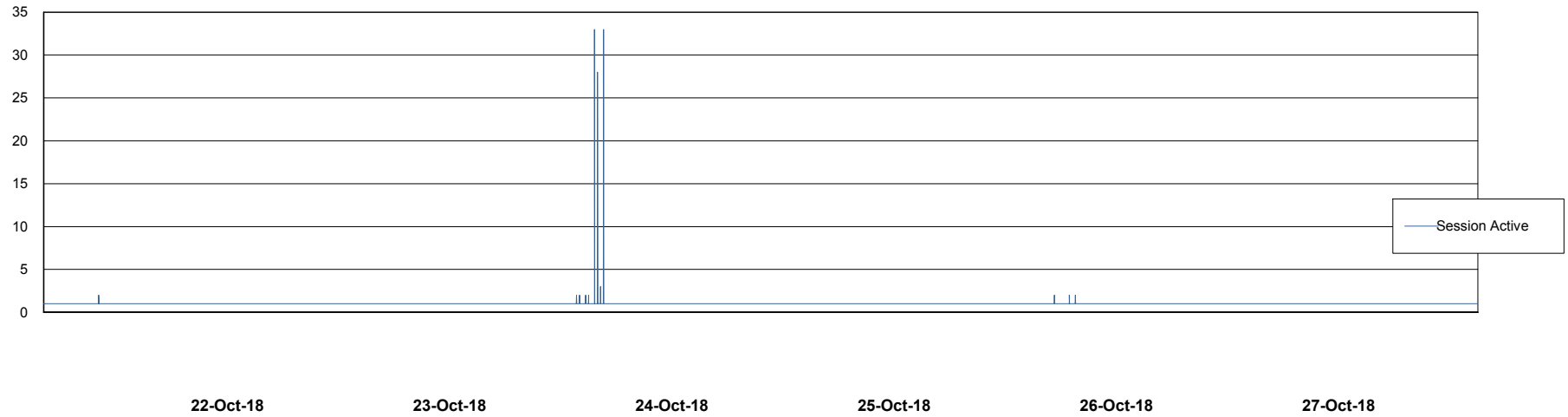
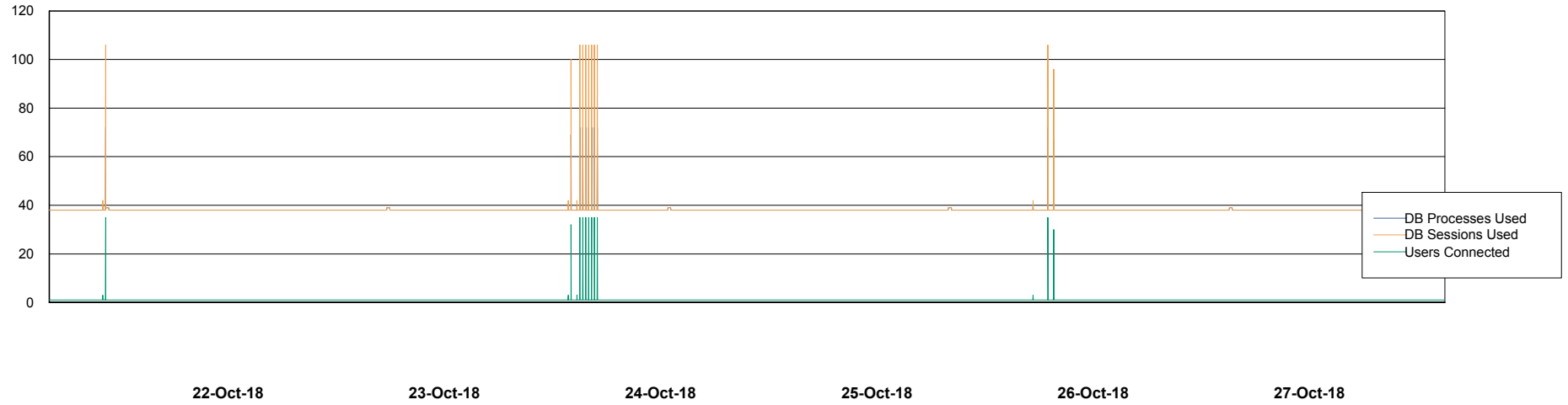


# Weekly SLA Customer Report

Customer CLO Production  
Database ID 38



## Database Performance CLODB\_PRD\_Standby

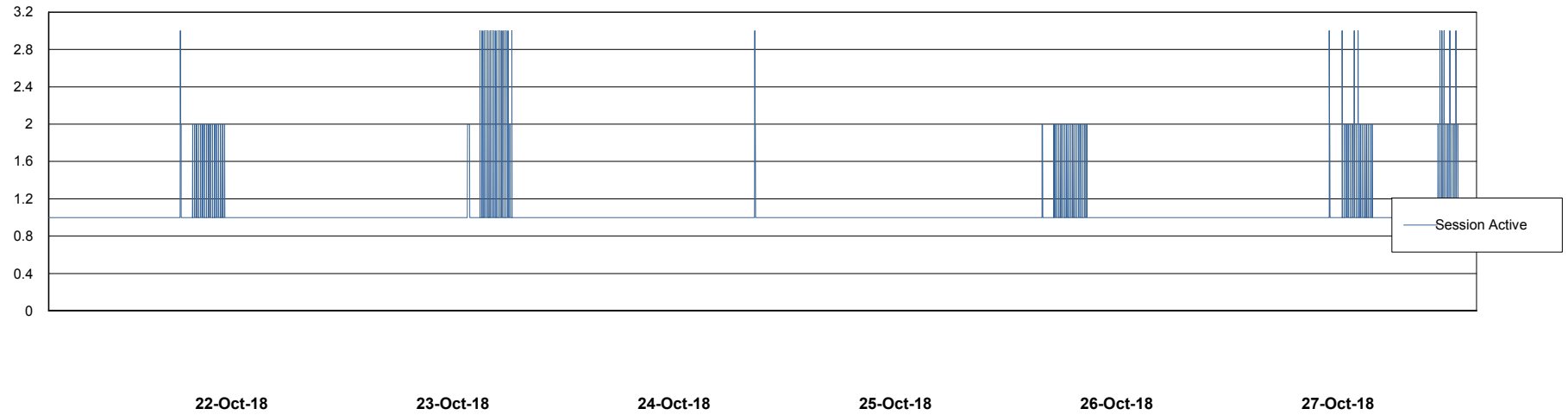
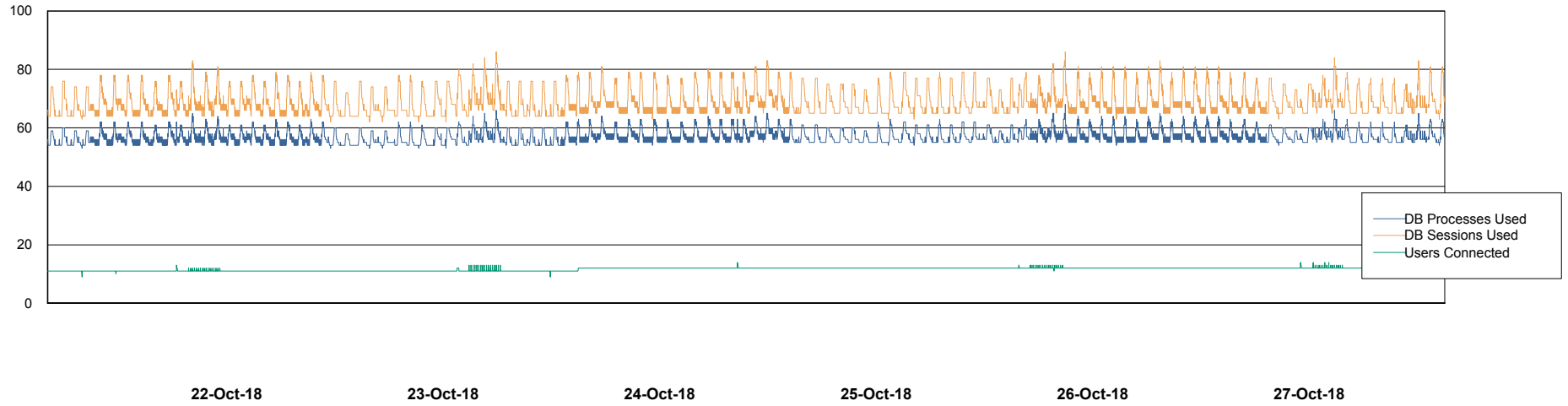


# Weekly SLA Customer Report

Customer CLO Production  
Database ID 38



## Database Performance CLODB\_PRD\_Test



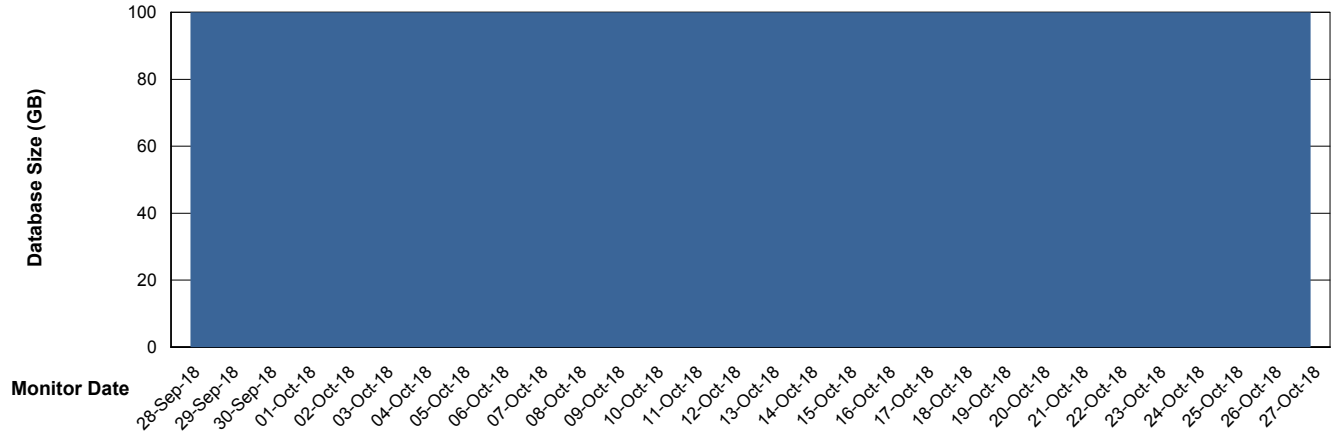
# Weekly SLA Customer Report

Customer CLO Production  
Database ID 38



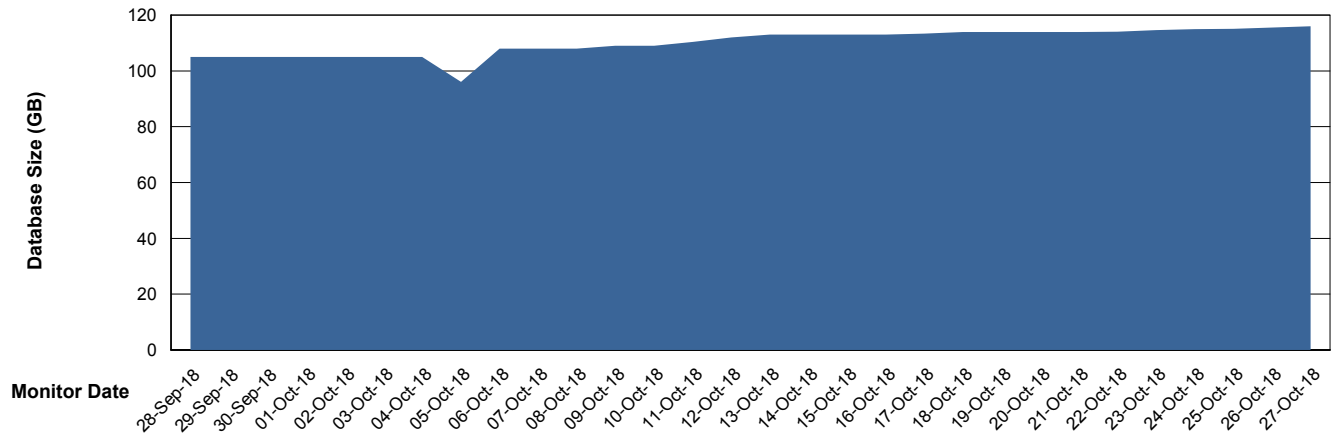
DATABASE SIZE CLODB\_FUT\_BI

### Database growth over last month



DATABASE SIZE CLODB\_PRD\_Production

### Database growth over last month



# Weekly SLA Customer Report

Customer CLO Production  
Database ID 38



DATABASE SIZE CLODB\_PRD\_Test

### Database growth over last month



# Weekly SLA Customer Report

Customer CLO Production  
 Database ID 38



Database Tablespace CLODB\_FUT\_BI

Date	Tablespace Name	Filesize (Gb)	Usedsize (Gb)	Percentage free
27-Oct-18	ABSDATA	72	56	22
	INDX	56	42	25
26-Oct-18	ABSDATA	72	56	22
	INDX	56	42	25
25-Oct-18	ABSDATA	72	56	22
	INDX	56	42	25
24-Oct-18	ABSDATA	72	56	22
	INDX	56	42	25
23-Oct-18	ABSDATA	72	56	22
	INDX	56	42	25
22-Oct-18	ABSDATA	72	56	22
	INDX	56	42	25
21-Oct-18	ABSDATA	72	56	22
	INDX	56	42	25

# Weekly SLA Customer Report

Customer CLO Production  
 Database ID 38



Database Tablespace CLODB\_PRD\_Production

Date	Tablespace Name	Filesize (Gb)	Usedsize (Gb)	Percentage free
27-Oct-18	ABSDATA	68	60	12
	INDX	68	52	24
26-Oct-18	ABSDATA	68	60	12
	INDX	68	52	24
25-Oct-18	ABSDATA	68	60	12
	INDX	68	52	24
24-Oct-18	ABSDATA	68	60	12
	INDX	68	52	24
23-Oct-18	ABSDATA	68	60	12
	INDX	68	52	24
22-Oct-18	ABSDATA	68	60	12
	INDX	68	52	24
21-Oct-18	ABSDATA	68	60	12
	INDX	68	52	24

# Weekly SLA Customer Report

Customer CLO Production  
 Database ID 38



Database Tablespace CLODB\_PRD\_Test

Date	Tablespace Name	Filesize (Gb)	Usedsize (Gb)	Percentage free
27-Oct-18	ABSDATA	68	54	21
	INDX	68	52	24
26-Oct-18	ABSDATA	68	54	21
	INDX	68	52	24
25-Oct-18	ABSDATA	68	54	21
	INDX	68	52	24
24-Oct-18	ABSDATA	68	54	21
	INDX	68	52	24
23-Oct-18	ABSDATA	68	54	21
	INDX	68	52	24
22-Oct-18	ABSDATA	68	54	21
	INDX	68	52	24
21-Oct-18	ABSDATA	68	54	21
	INDX	68	52	24

BI Status and last ETL error for CLODB\_FUT\_BI

	Sun 21/10/2018	Mon 22/10/2018	Tue 23/10/2018	Wed 24/10/2018	Thu 25/10/2018	Fri 26/10/2018	Sat 27/10/2018
<b>ABS DataWarehouse ETL Health</b>	OK	OK	OK	OK	OK	OK	OK
<b>ABS DWHStaging ETL Health</b>	OK	OK	OK	OK	OK	OK	OK

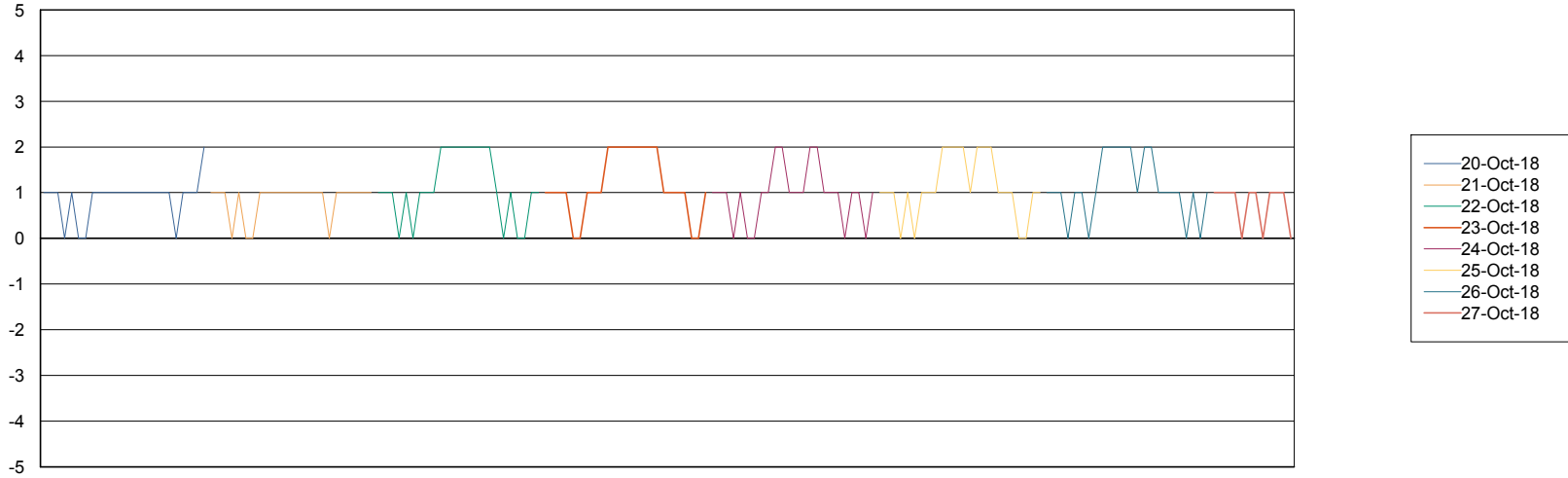
# Weekly SLA Customer Report

Customer CLO Production  
Database ID 38



Standby Database Health CLO Production

## Recovery lag for last 7 days



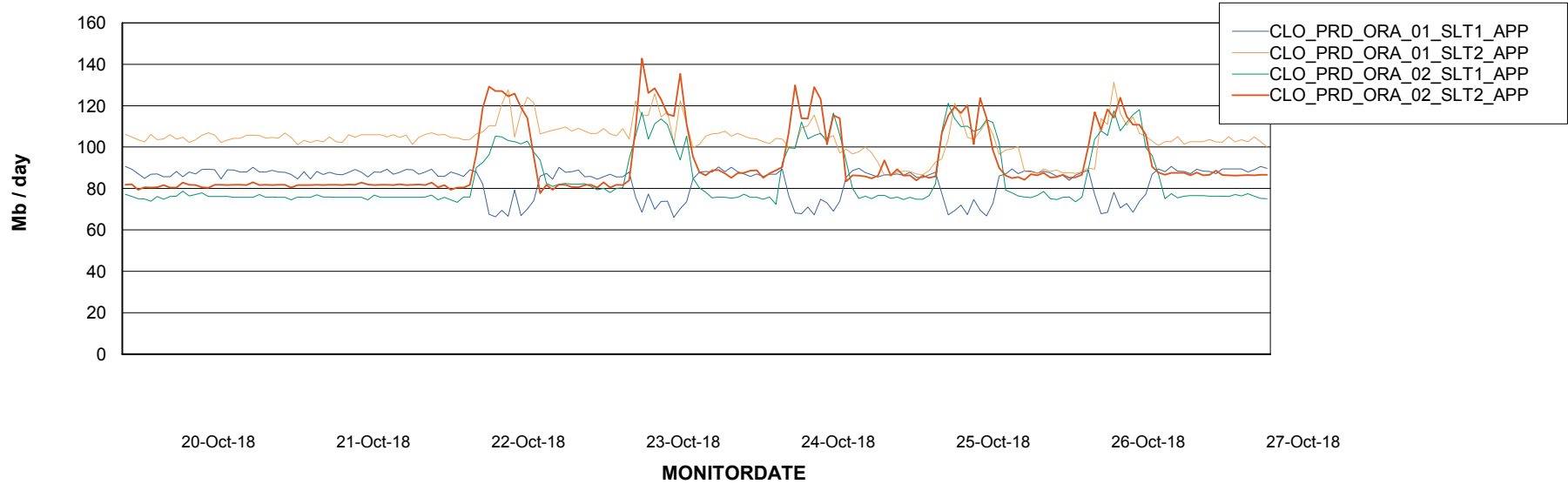
# Weekly SLA Customer Report

Customer CLO Production  
Database ID 38

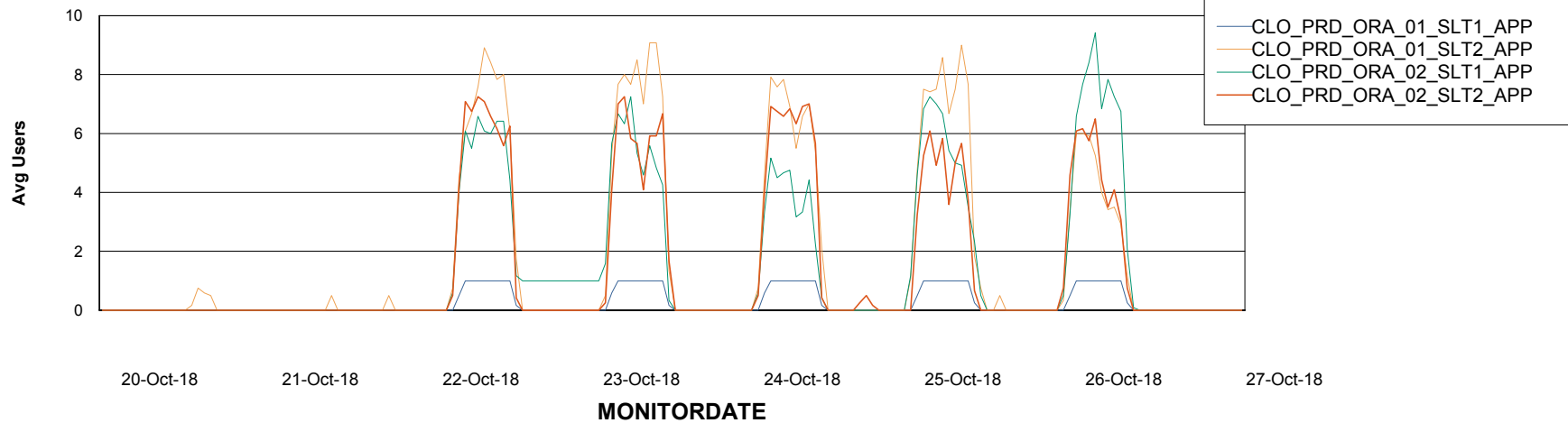


## ABSSolute Application Server Services

### Avg memory used per ABS Server Service



### Avg users per day per ABS server



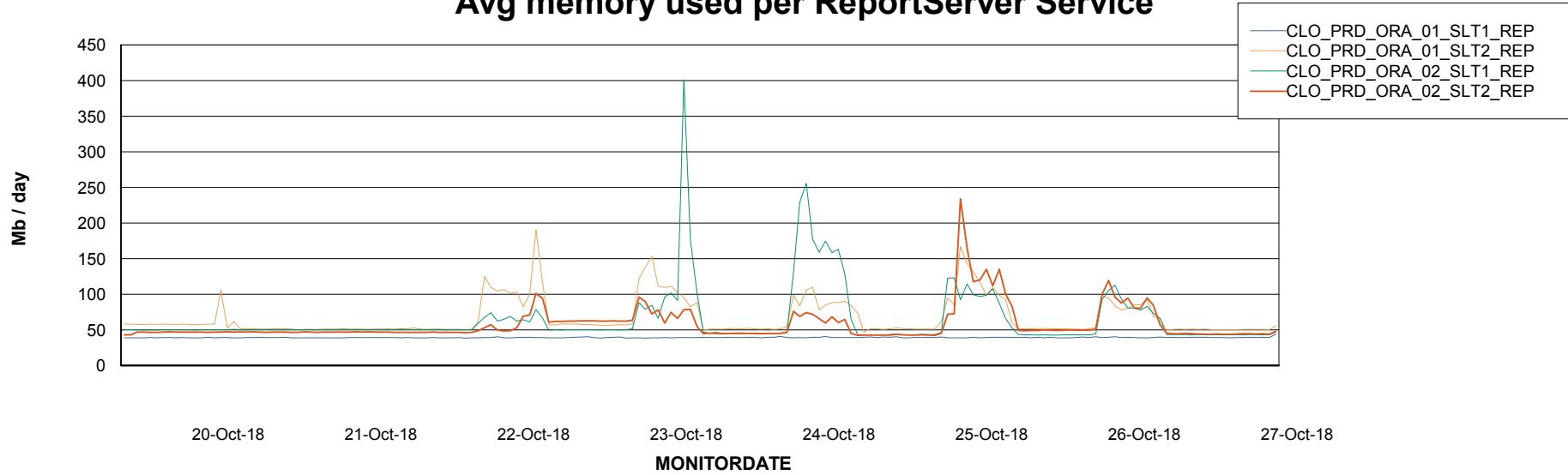
# Weekly SLA Customer Report

Customer CLO Production  
Database ID 38



## ABSSolute Application ReportServer Services

### Avg memory used per ReportServer Service



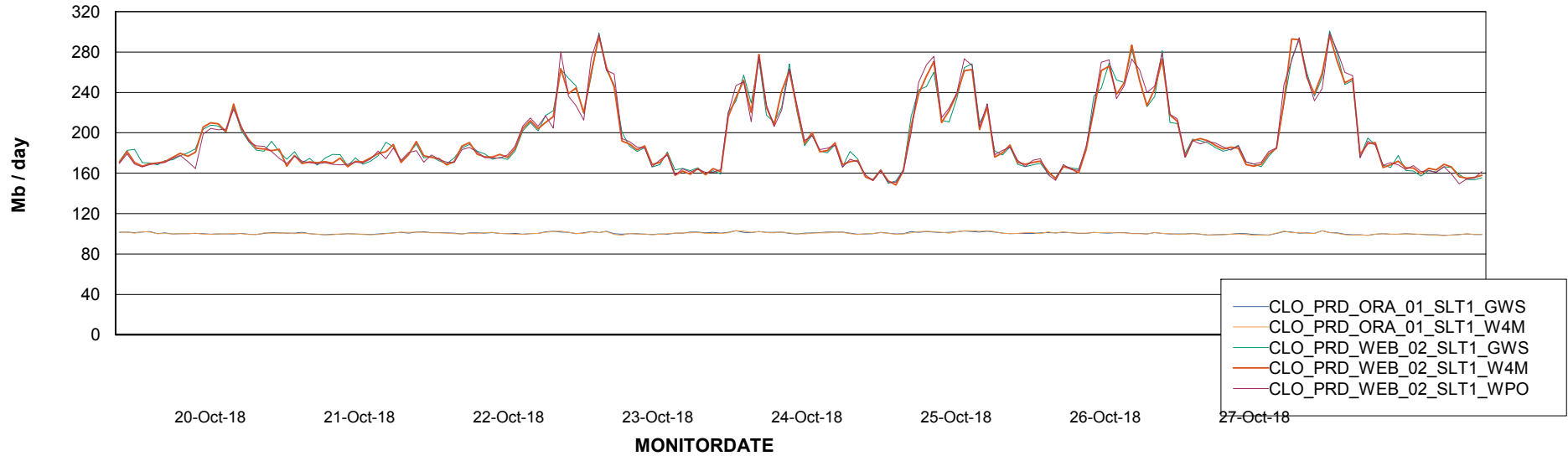
# Weekly SLA Customer Report

Customer CLO Production  
Database ID 38



## ABSSolute Web Component Services

### Avg memory used per ABS Web component



# Weekly SLA Customer Report

Customer CLO Production  
Database ID 38



## Disaster per ABS component

