

# Weekly SLA Customer Report

Customer CSC\_Production  
Database ID 50



## Harddisk Usage CSC\_PRD\_ABS01

	Free disk space on c: (%)	Total disk space on c: (Gb)	Free disk space on d: (%)	Total disk space on d: (Gb)
28-Sep-18	44	110	52	210
27-Sep-18	44	110	52	210
26-Sep-18	44	110	52	210
25-Sep-18	44	110	52	210
24-Sep-18	44	110	52	210
23-Sep-18	44	110	52	210

## Harddisk Usage CSC\_PRD\_ABS02

	Free disk space on c: (%)	Total disk space on c: (Gb)
28-Sep-18	28	80
27-Sep-18	28	80
26-Sep-18	28	80
25-Sep-18	28	80
24-Sep-18	28	80
23-Sep-18	28	80

# Weekly SLA Customer Report

Customer CSC\_Production  
Database ID 50



## Harddisk Usage CSC\_PRD\_ABS4

	Free disk space on c: (%)	Total disk space on c: (Gb)
28-Sep-18	57	80
27-Sep-18	57	80
26-Sep-18	57	80
25-Sep-18	57	80
24-Sep-18	57	80
23-Sep-18	57	80

## Harddisk Usage CSC\_PRD\_ABS5

	Free disk space on c: (%)	Total disk space on c: (Gb)
28-Sep-18	50	80
27-Sep-18	50	80
26-Sep-18	50	80
25-Sep-18	50	80
24-Sep-18	50	80
23-Sep-18	50	80

# Weekly SLA Customer Report

Customer CSC\_Production  
Database ID 50



## Harddisk Usage CSC\_PRD\_SRV\_Primary

	Free disk space on c: (%)	Total disk space on c: (Gb)	Free disk space on d: (%)	Total disk space on d: (Gb)	Free disk space on e: (%)	Total disk space on e: (Gb)
28-Sep-18	74	150	48	600	10	900
27-Sep-18	74	150	48	600	14	900
26-Sep-18	74	150	48	600	25	900
25-Sep-18	74	150	48	600	22	900
24-Sep-18	74	150	48	600	27	900
23-Sep-18	74	150	48	600	16	900

## Harddisk Usage CSC\_PRD\_SRV\_Standby

	Free disk space on c: (%)	Total disk space on c: (Gb)	Free disk space on d: (%)	Total disk space on d: (Gb)	Free disk space on e: (%)	Total disk space on e: (Gb)
28-Sep-18	79	150	73	600	51	700
27-Sep-18	79	150	73	600	51	700
26-Sep-18	79	150	73	600	51	700
25-Sep-18	79	150	73	600	51	700
24-Sep-18	79	150	73	600	51	700
23-Sep-18	79	150	73	600	50	700

# Weekly SLA Customer Report

Customer CSC\_Production  
Database ID 50



Harddisk Usage CSC\_PRD\_WEBSRV

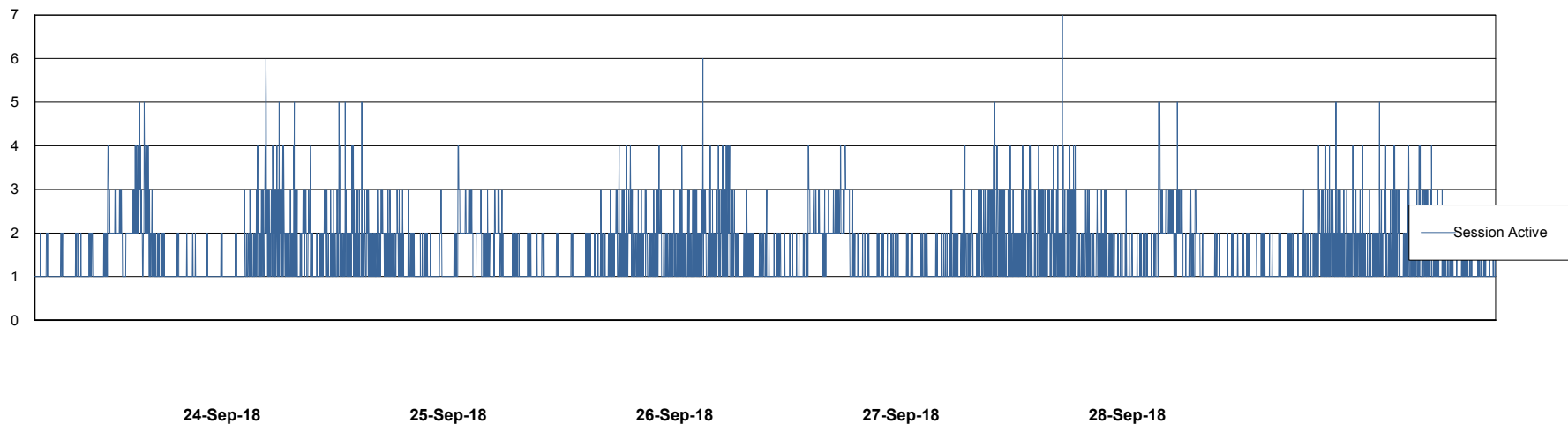
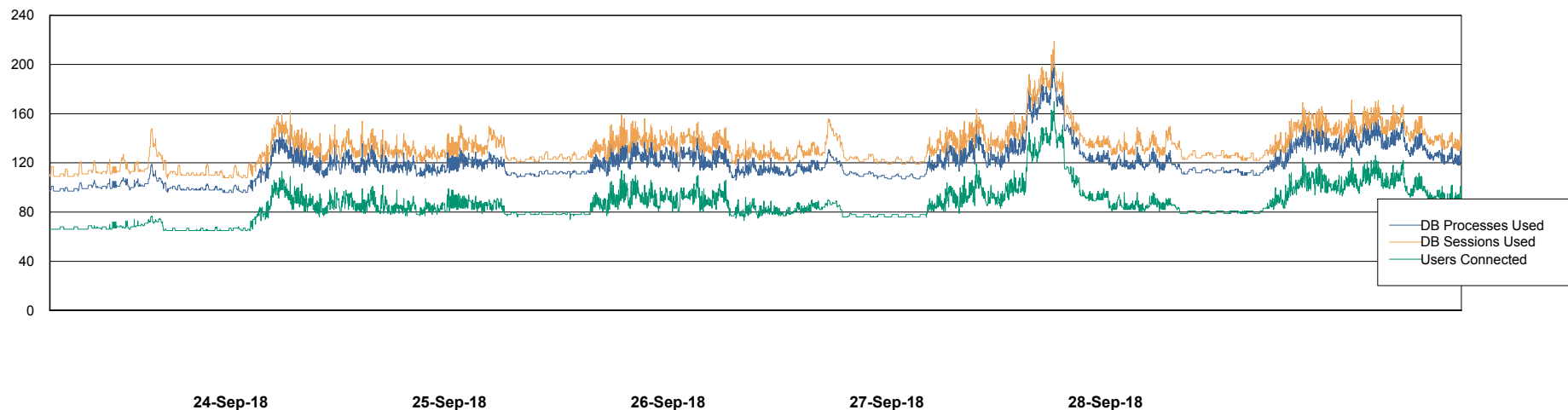
		Total disk space on c: (Gb)
29-Sep-18	44	0
28-Sep-18	44	59
27-Sep-18	44	59
26-Sep-18	44	59
25-Sep-18	44	59
24-Sep-18	44	59
23-Sep-18	44	59

# Weekly SLA Customer Report

Customer CSC\_Production  
Database ID 50



## Database Performance CSCDB\_Primary

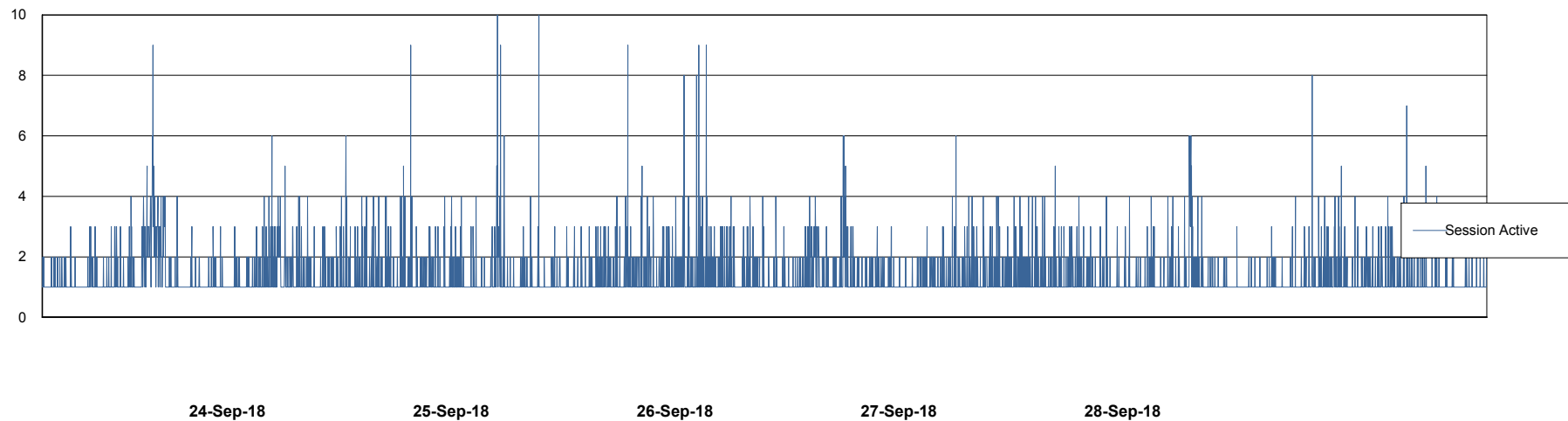
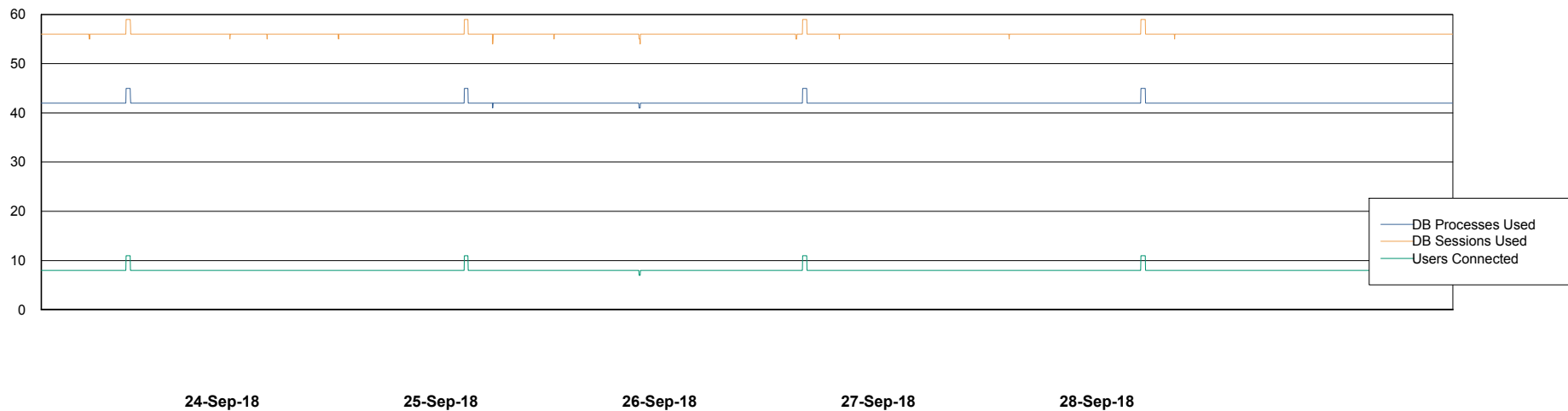


# Weekly SLA Customer Report

Customer CSC\_Production  
Database ID 50



## Database Performance CSCDB\_Standby



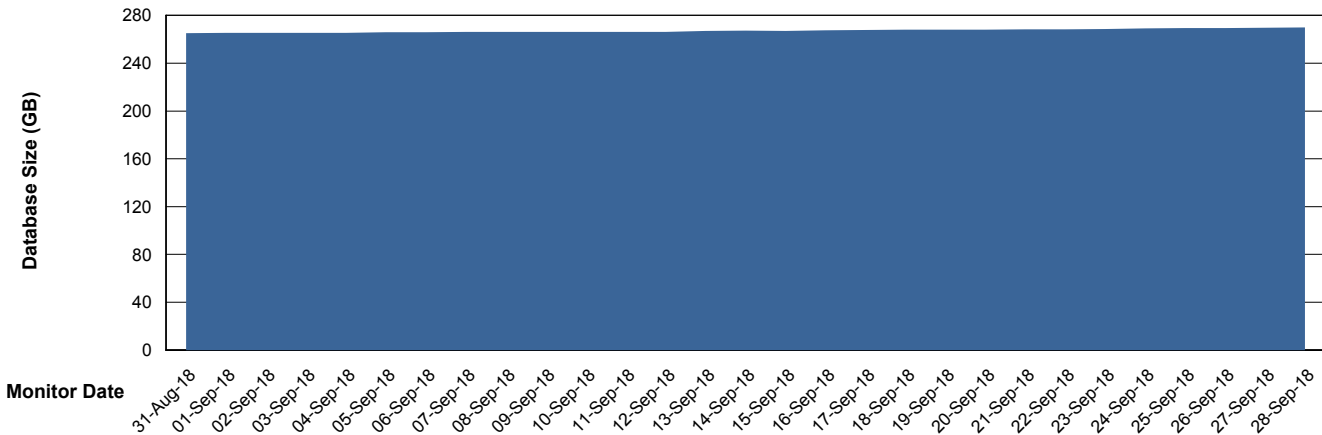
# Weekly SLA Customer Report

Customer CSC\_Production  
 Database ID 50



**DATABASE SIZE** CSCDB\_Primary

**Database growth over last month**



**Database Tablespace** CSCDB\_Primary

Date	Tablespace Name	Filesize (Gb)	Usedsize (Gb)	Percentage free
28-Sep-18	ABSDATA	127	96	24
	INDX	211	171	19
27-Sep-18	ABSDATA	127	96	24
	INDX	211	171	19
26-Sep-18	ABSDATA	127	96	24
	INDX	211	171	19
25-Sep-18	ABSDATA	127	96	24
	INDX	211	171	19
24-Sep-18	ABSDATA	127	96	24
	INDX	211	170	19
23-Sep-18	ABSDATA	127	96	24
	INDX	211	170	19

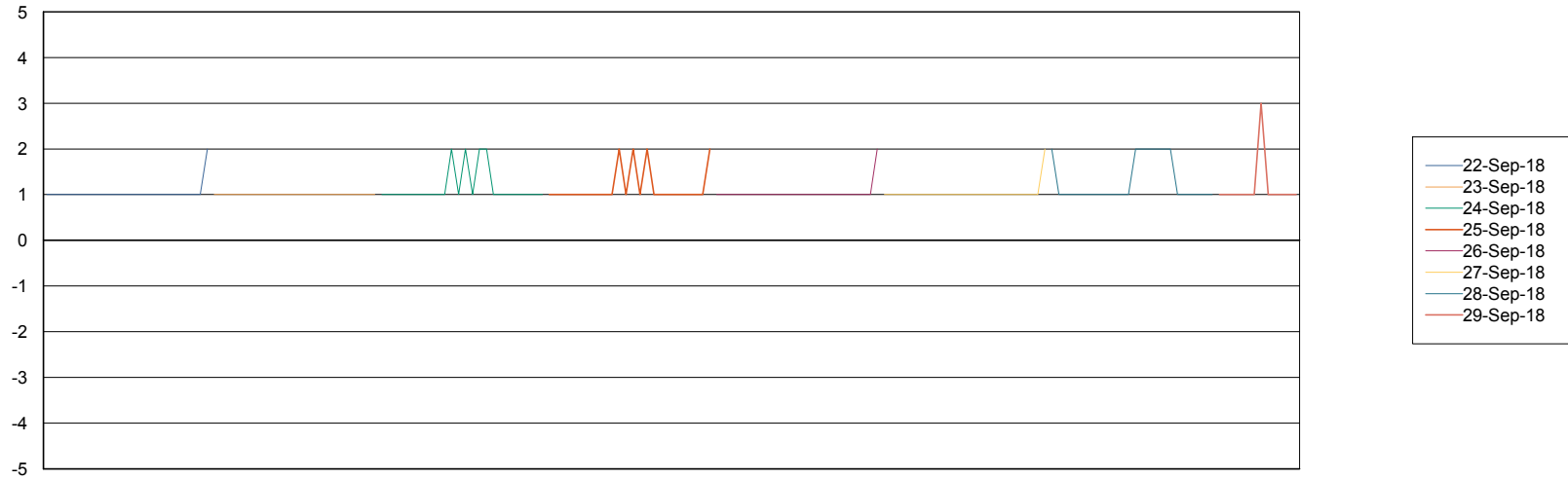
# Weekly SLA Customer Report

Customer CSC\_Production  
Database ID 50



Standby Database Health CSC\_Production

## Recovery lag for last 7 days



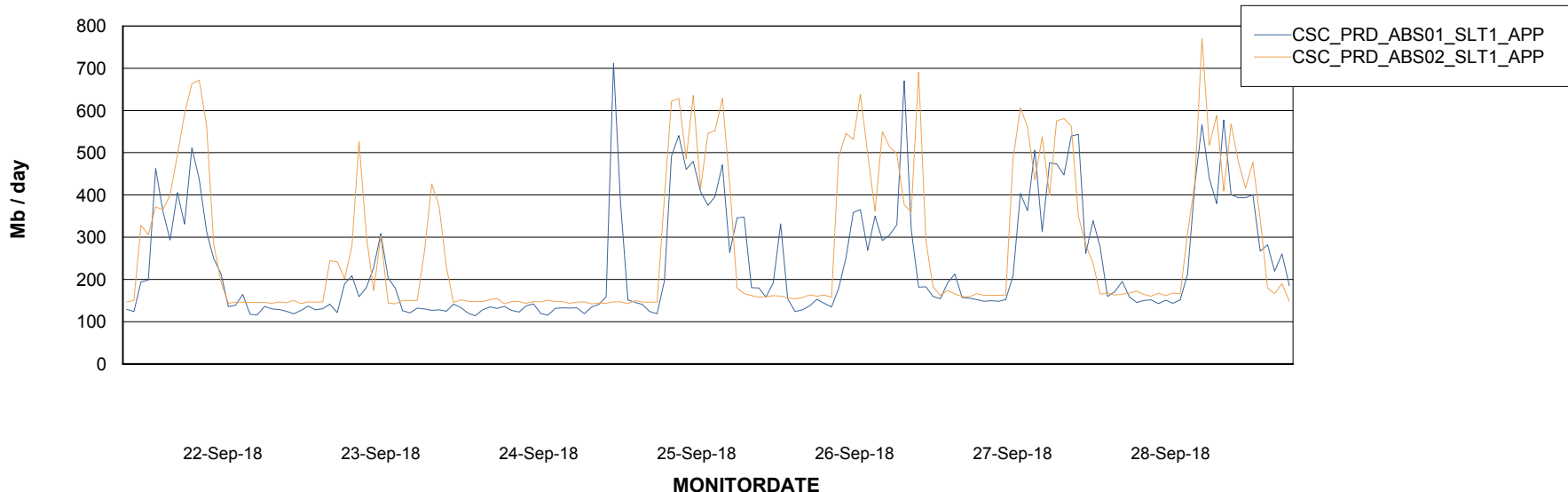
# Weekly SLA Customer Report

Customer CSC\_Production  
Database ID 50

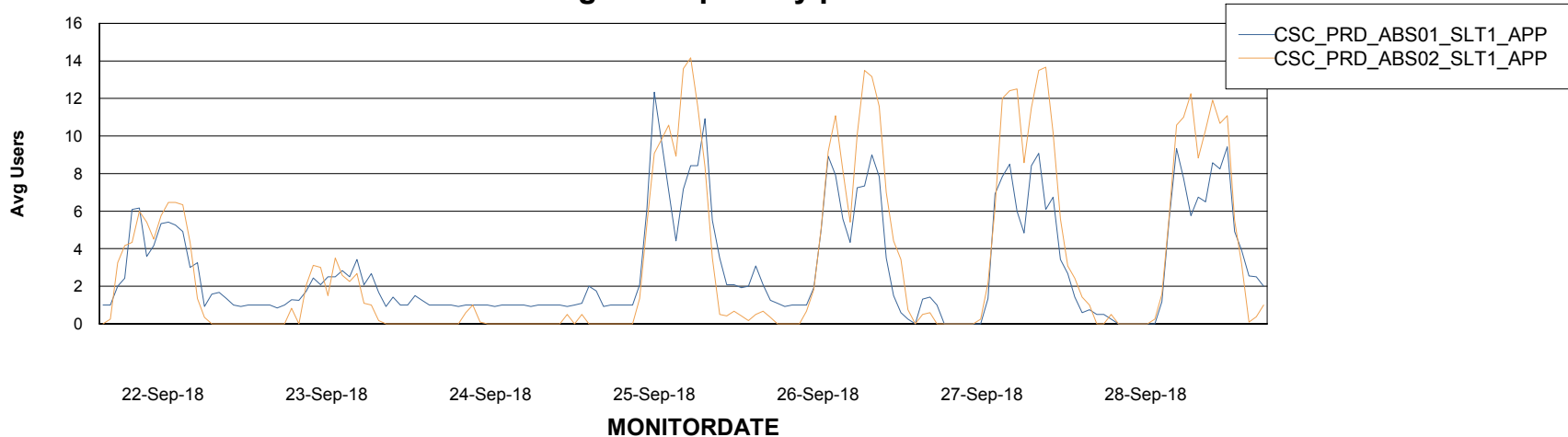


## ABSSolute Application Server Services

### Avg memory used per ABS Server Service



### Avg users per day per ABS server



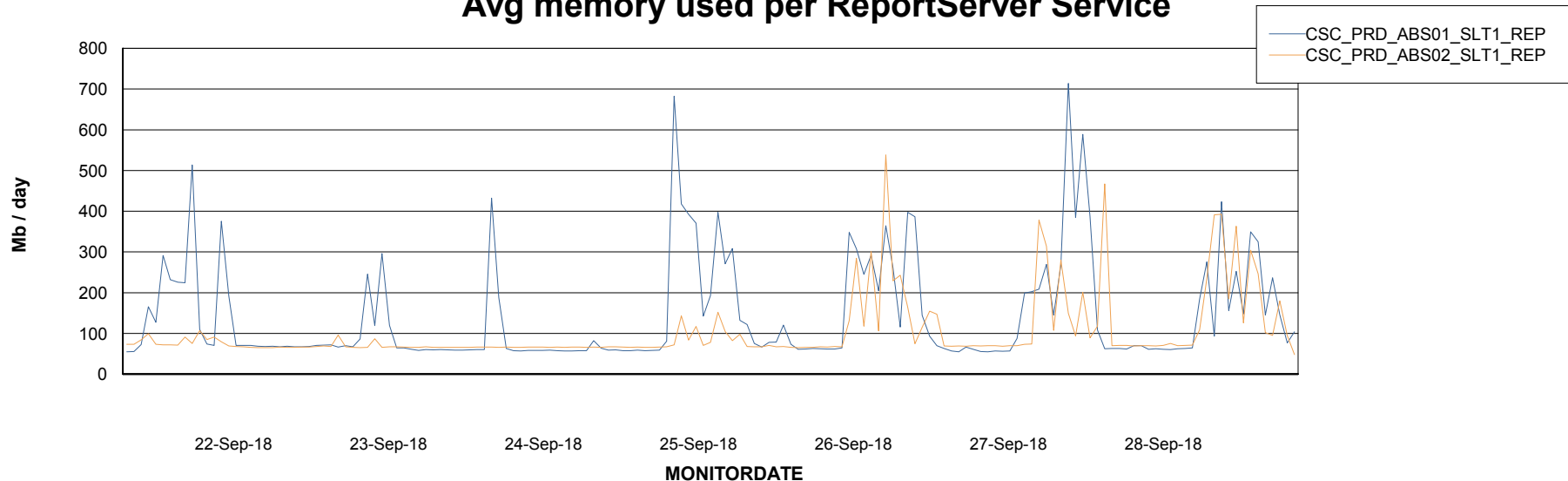
# Weekly SLA Customer Report

Customer CSC\_Production  
 Database ID 50



## ABSSolute Application ReportServer Services

### Avg memory used per ReportServer Service



### Disaster per ABS component

