

Weekly SLA Customer Report

Customer PCO Production
Database ID 44



Harddisk Usage PCO_PRD_ORACLE1

	Free disk space on c: (%)	Total disk space on c: (Gb)	Free disk space on d: (%)	Total disk space on d: (Gb)
01-Sep-18	60	279	31	838
31-Aug-18	60	279	34	838
30-Aug-18	60	279	35	838
29-Aug-18	60	279	34	838
28-Aug-18	60	279	39	838
27-Aug-18	60	279	34	838
26-Aug-18	60	279	33	838

Harddisk Usage PCO_PRD_ORACLE2

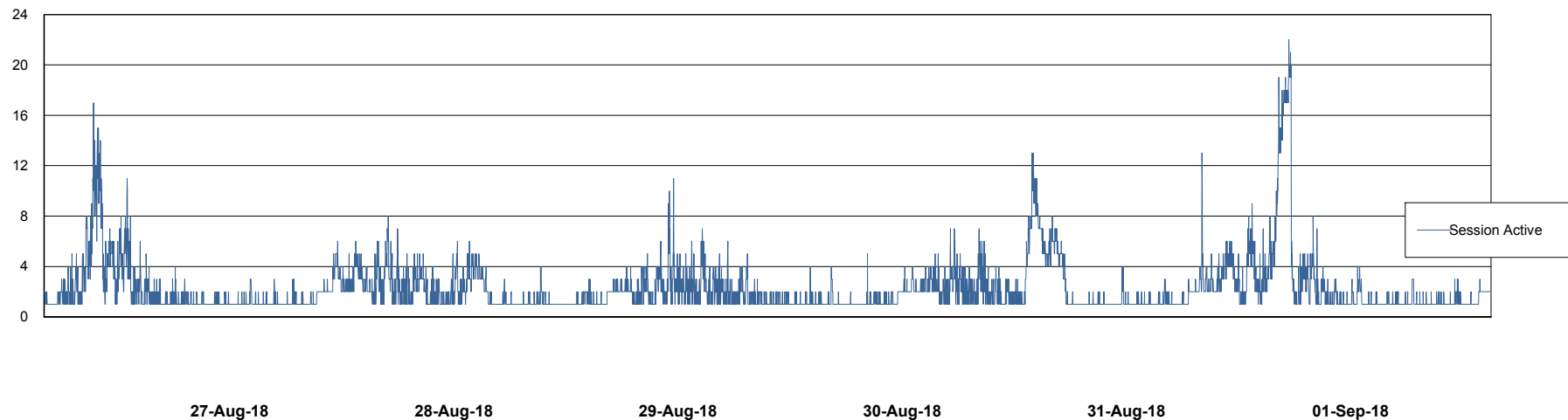
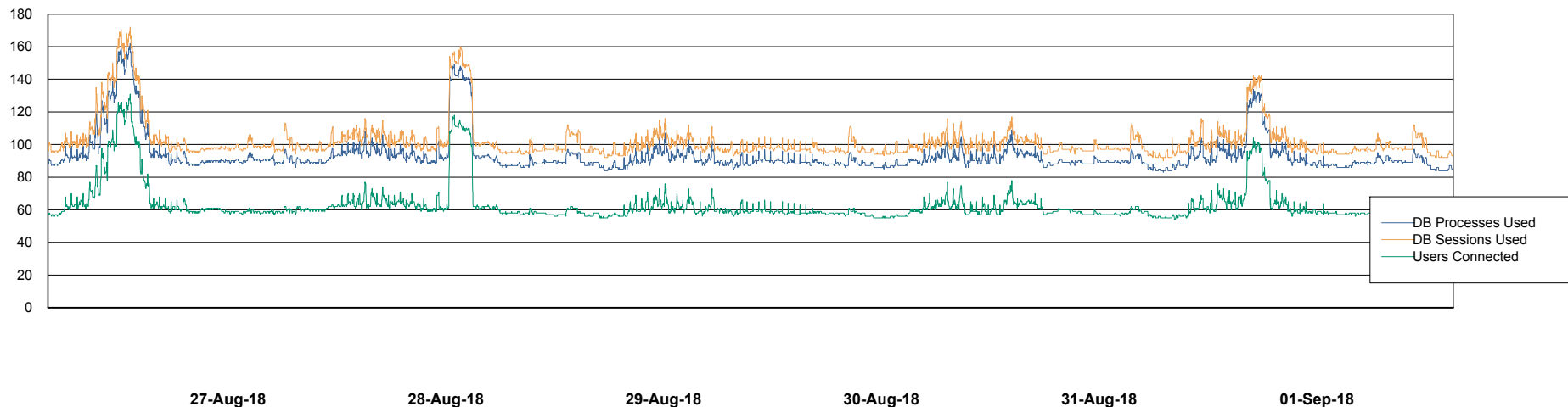
	Free disk space on c: (%)	Total disk space on c: (Gb)	Free disk space on d: (%)	Total disk space on d: (Gb)
01-Sep-18	75	279	16	838
31-Aug-18	75	279	16	838
30-Aug-18	75	279	17	838
29-Aug-18	75	279	17	838
28-Aug-18	75	279	18	838
27-Aug-18	75	279	18	838
26-Aug-18	75	279	18	838

Weekly SLA Customer Report

Customer PCO Production
Database ID 44



Database Performance PCODB_Production

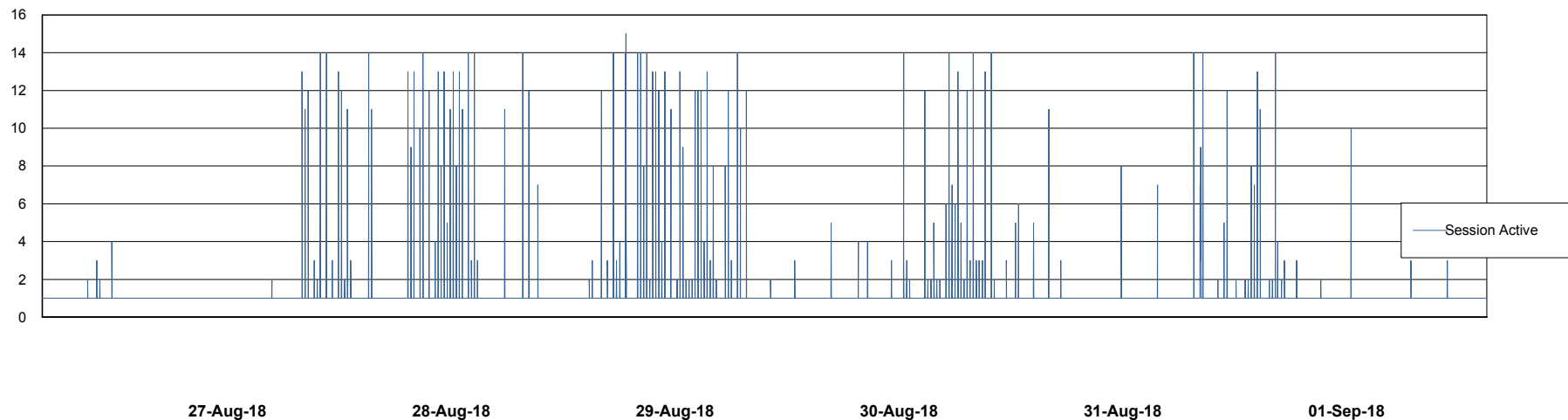
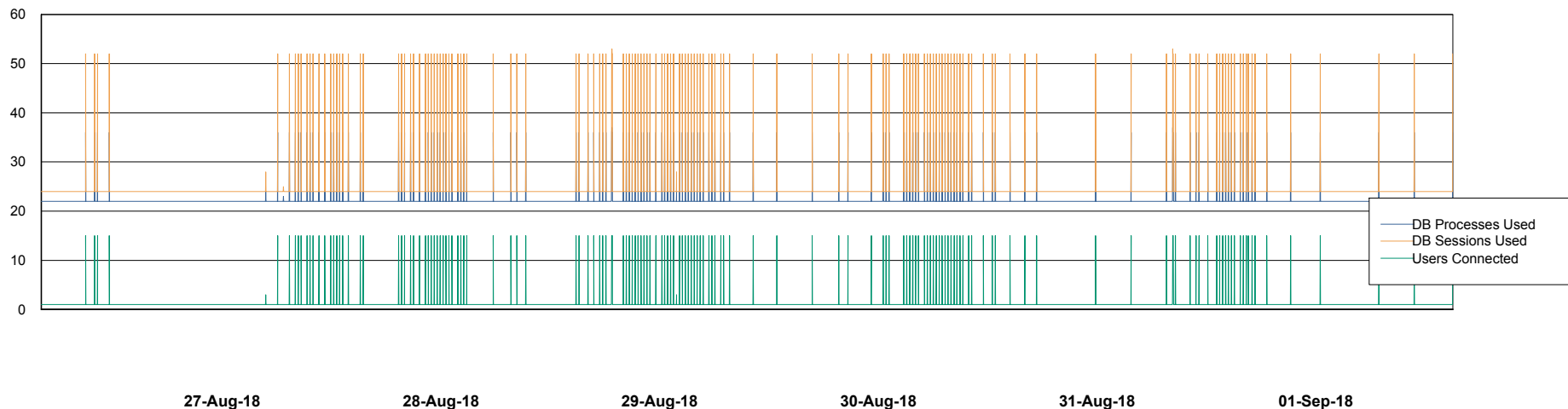


Weekly SLA Customer Report

Customer PCO Production
Database ID 44



Database Performance PCODB_Standby



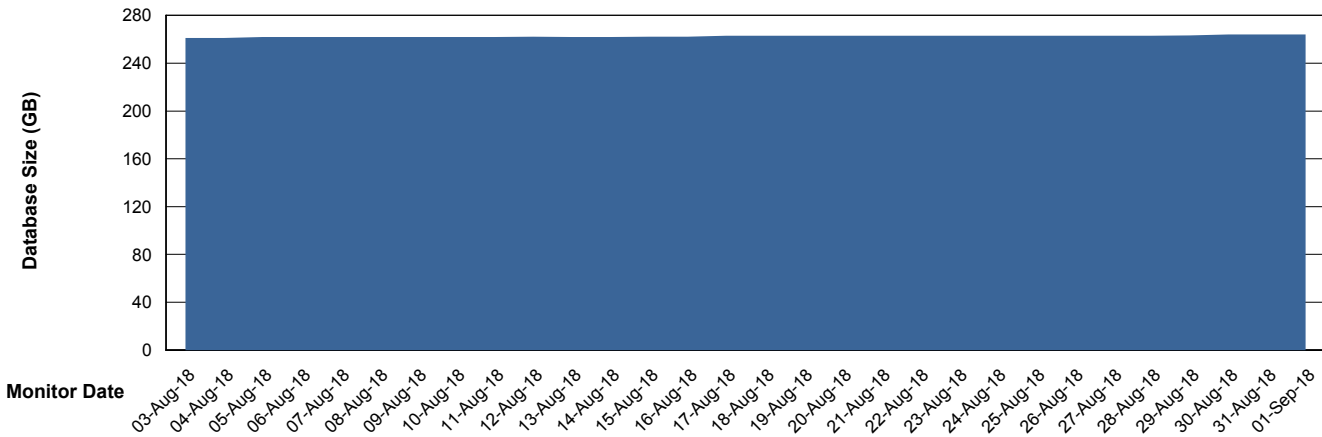
Weekly SLA Customer Report

Customer PCO Production
 Database ID 44



DATABASE SIZE PCODB_Production

Database growth over last month



Database Tablespace PCODB_Production

Date	Tablespace Name	Filesize (Gb)	Usedsize (Gb)	Percentage free
01-Sep-18	ABSDATA	103	88	15
	INDX	202	174	14
31-Aug-18	ABSDATA	103	88	15
	INDX	202	174	14
30-Aug-18	ABSDATA	103	88	15
	INDX	202	174	14
29-Aug-18	ABSDATA	103	88	15
	INDX	202	174	14
28-Aug-18	ABSDATA	103	88	15
	INDX	202	173	14
27-Aug-18	ABSDATA	103	88	15
	INDX	202	173	14
26-Aug-18	ABSDATA	103	88	15
	INDX	202	173	14

Weekly SLA Customer Report

Customer PCO Production
Database ID 44



Standby Database Health PCO Production

Recovery lag for last 7 days

