

Weekly SLA Customer Report

Customer STK_Production
Database ID 82



Harddisk Usage STK_PRD_STAABSAPP1

| | Free disk space on c: (%) | Total disk space on c: (Gb) |
|-----------|---------------------------|-----------------------------|
| 28-Jul-18 | 70 | 149 |
| 27-Jul-18 | 70 | 149 |
| 26-Jul-18 | 70 | 149 |
| 25-Jul-18 | 70 | 149 |
| 24-Jul-18 | 70 | 149 |
| 23-Jul-18 | 70 | 149 |
| 22-Jul-18 | 70 | 149 |

Harddisk Usage STK_PRD_STAABSAPP2

| | Free disk space on c: (%) | Total disk space on c: (Gb) |
|-----------|---------------------------|-----------------------------|
| 28-Jul-18 | 83 | 149 |
| 27-Jul-18 | 83 | 149 |
| 26-Jul-18 | 83 | 149 |
| 25-Jul-18 | 83 | 149 |
| 24-Jul-18 | 83 | 149 |
| 23-Jul-18 | 83 | 149 |
| 22-Jul-18 | 83 | 149 |

Weekly SLA Customer Report

Customer STK_Production
Database ID 82



Harddisk Usage STK_PRD_STAABSWEB1

| | Free disk space on c: (%) | Total disk space on c: (Gb) |
|-----------|---------------------------|-----------------------------|
| 28-Jul-18 | 84 | 100 |
| 27-Jul-18 | 84 | 100 |
| 26-Jul-18 | 84 | 100 |
| 25-Jul-18 | 84 | 100 |
| 24-Jul-18 | 84 | 100 |
| 23-Jul-18 | 84 | 100 |
| 22-Jul-18 | 84 | 100 |

Harddisk Usage STK_STAABSDB1 Production DB Server

| | Free disk space on c: (%) | Total disk space on c: (Gb) | Free disk space on d: (%) | Total disk space on d: (Gb) | Free disk space on e: (%) | Total disk space on e: (Gb) |
|-----------|---------------------------|-----------------------------|---------------------------|-----------------------------|---------------------------|-----------------------------|
| 28-Jul-18 | 73 | 99 | 55 | 350 | 29 | 609 |
| 27-Jul-18 | 73 | 99 | 58 | 350 | 30 | 609 |
| 26-Jul-18 | 73 | 99 | 56 | 350 | 30 | 609 |
| 25-Jul-18 | 73 | 99 | 50 | 350 | 30 | 609 |
| 24-Jul-18 | 73 | 99 | 50 | 350 | 30 | 609 |
| 23-Jul-18 | 73 | 99 | 52 | 350 | 30 | 609 |
| 22-Jul-18 | 73 | 99 | 53 | 350 | 30 | 609 |

Weekly SLA Customer Report

Customer STK_Production
Database ID 82



Harddisk Usage STK_STAABSDB2 Standby DB Server

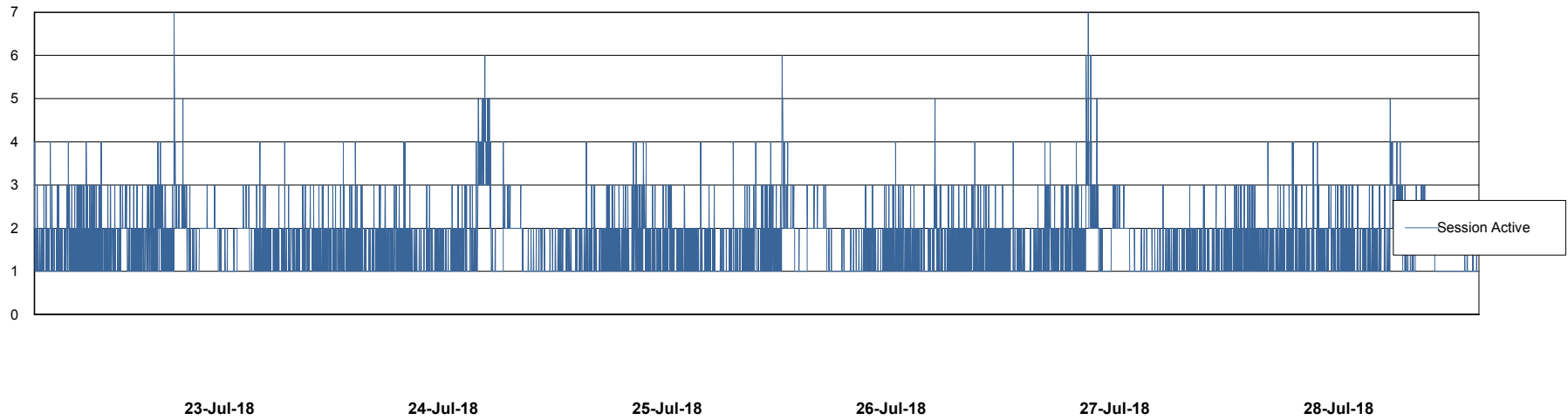
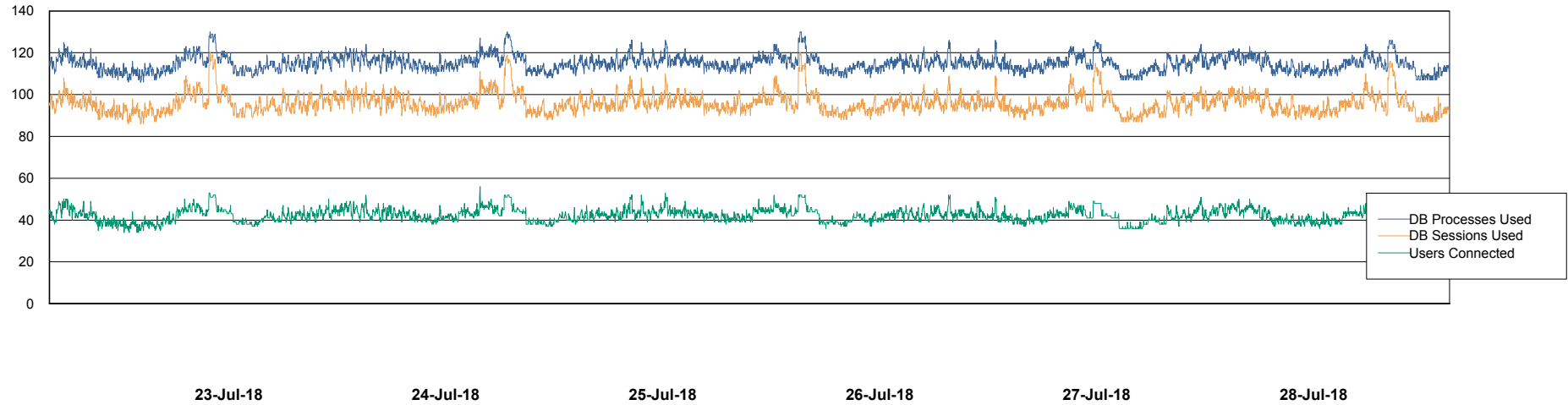
| | Free disk space on c: (%) | Total disk space on c: (Gb) | Free disk space on d: (%) | Total disk space on d: (Gb) | Free disk space on e: (%) | Total disk space on e: (Gb) |
|-----------|---------------------------|-----------------------------|---------------------------|-----------------------------|---------------------------|-----------------------------|
| 28-Jul-18 | 68 | 99 | 40 | 350 | 31 | 1,000 |
| 27-Jul-18 | 68 | 99 | 42 | 350 | 31 | 1,000 |
| 26-Jul-18 | 68 | 99 | 39 | 350 | 31 | 1,000 |
| 25-Jul-18 | 68 | 99 | 34 | 350 | 31 | 1,000 |
| 24-Jul-18 | 68 | 99 | 35 | 350 | 31 | 1,000 |
| 23-Jul-18 | 68 | 99 | 36 | 350 | 31 | 1,000 |
| 22-Jul-18 | 68 | 99 | 37 | 350 | 31 | 1,000 |

Weekly SLA Customer Report

Customer STK_Production
Database ID 82



Database Performance STKDB_ABS1 Production Database

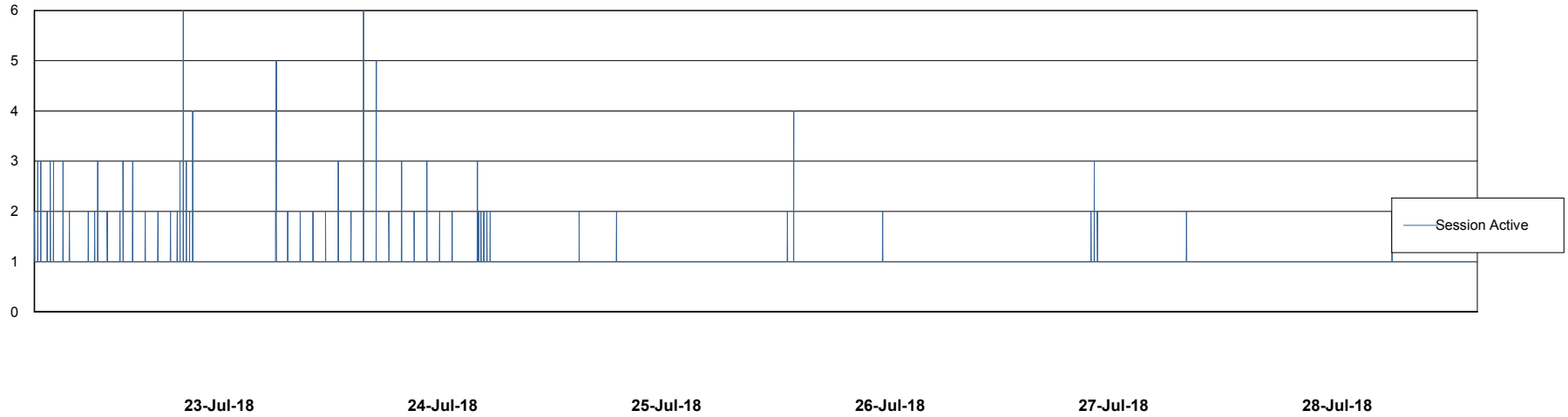
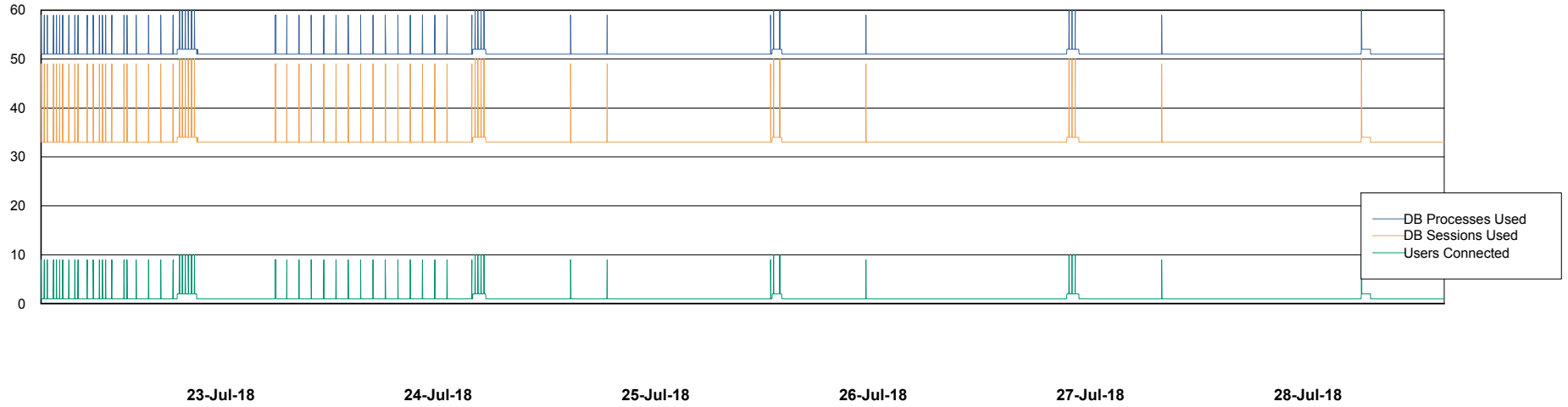


Weekly SLA Customer Report

Customer STK_Production
Database ID 82



Database Performance STKDB_ABS1SB Standby Database



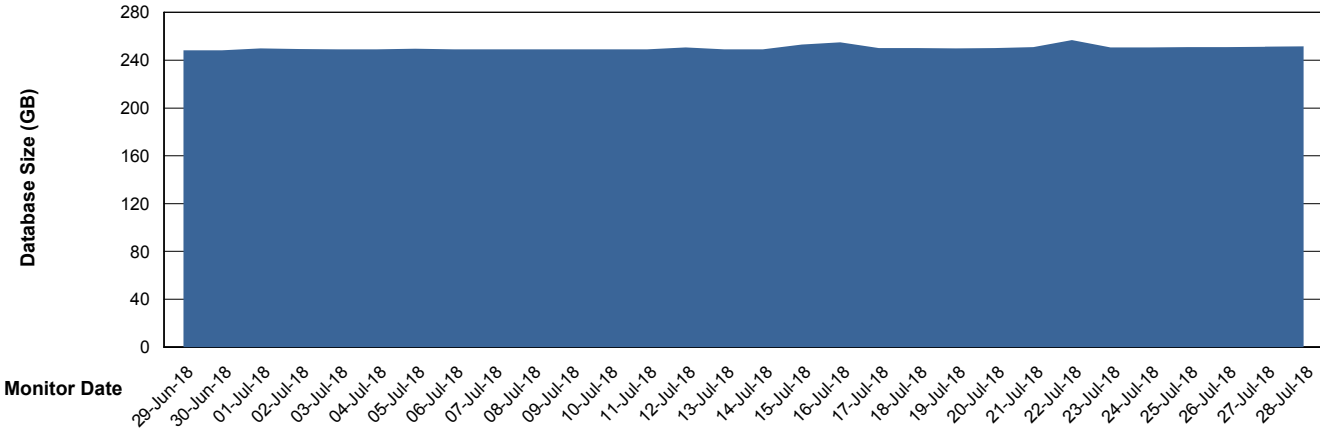
Weekly SLA Customer Report

Customer STK_Production
 Database ID 82



DATABASE SIZE STKDB_ABS1 Production Database

Database growth over last month



Database Tablespace STKDB_ABS1 Production Database

| Date | Tablespace Name | Filesize (Gb) | Usedsize (Gb) | Percentage free |
|-----------|-----------------|---------------|---------------|-----------------|
| 28-Jul-18 | ABSDATA | 179 | 128 | 28 |
| | INDX | 140 | 119 | 15 |
| 27-Jul-18 | ABSDATA | 179 | 128 | 28 |
| | INDX | 140 | 119 | 15 |
| 26-Jul-18 | ABSDATA | 179 | 128 | 28 |
| | INDX | 140 | 119 | 15 |
| 25-Jul-18 | ABSDATA | 179 | 128 | 28 |
| | INDX | 140 | 119 | 15 |
| 24-Jul-18 | ABSDATA | 179 | 128 | 28 |
| | INDX | 140 | 119 | 15 |
| 23-Jul-18 | ABSDATA | 179 | 128 | 28 |
| | INDX | 140 | 119 | 15 |
| 22-Jul-18 | ABSDATA | 179 | 128 | 28 |
| | INDX | 140 | 119 | 15 |

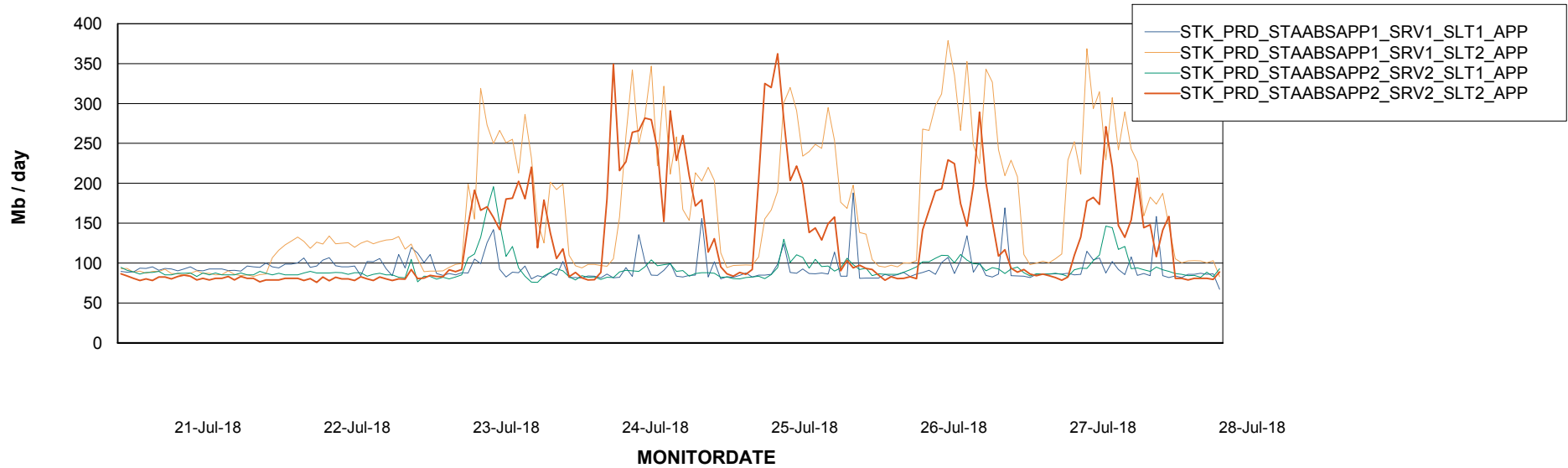
Weekly SLA Customer Report

Customer STK_Production
Database ID 82

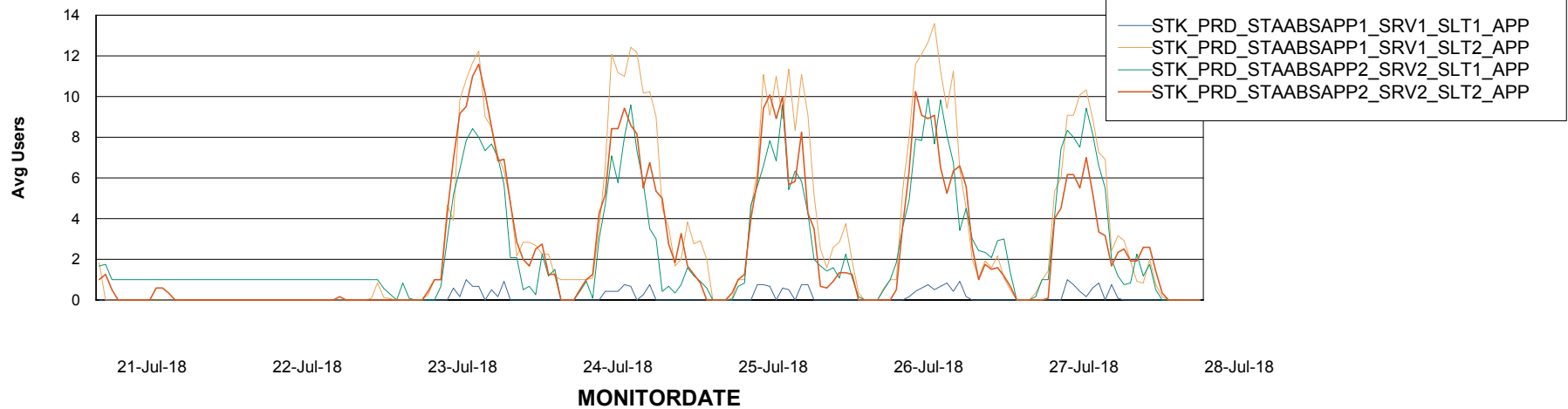


ABSSolute Application Server Services

Avg memory used per ABS Server Service



Avg users per day per ABS server



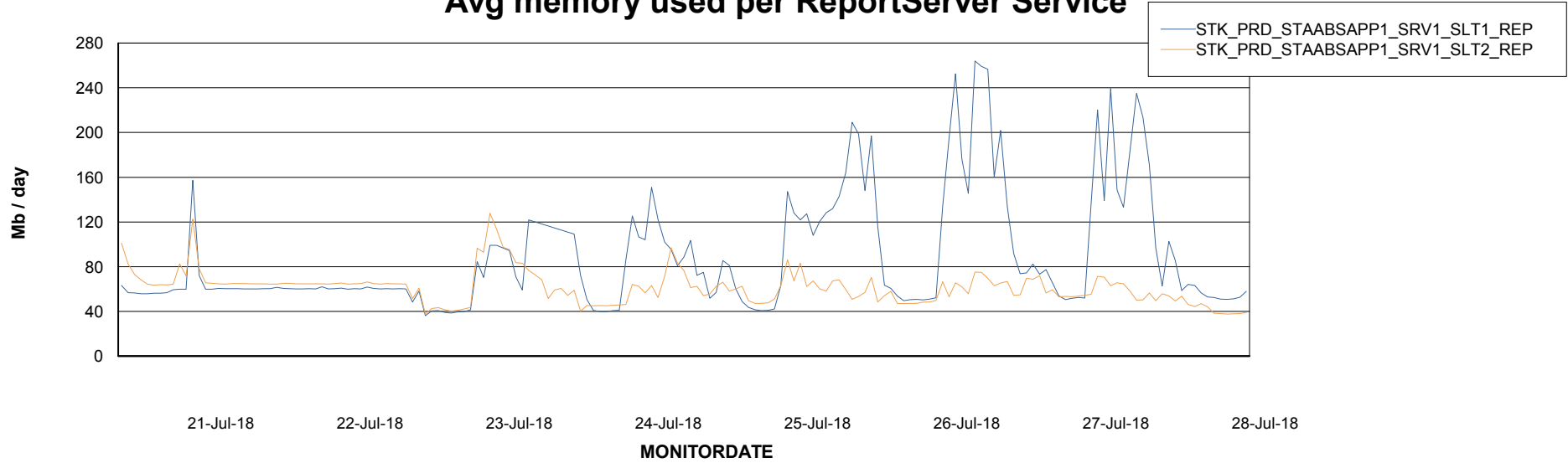
Weekly SLA Customer Report

Customer STK_Production
Database ID 82



ABSSolute Application ReportServer Services

Avg memory used per ReportServer Service



Disaster per ABS component

