

Weekly SLA Customer Report

Customer NIX_Production
 Database ID 51



Harddisk Usage NIX_PRD_ABSAPP02

	Free disk space on c: (%)	Total disk space on c: (Gb)
14-Jul-18	82	200
13-Jul-18	82	200
12-Jul-18	82	200
11-Jul-18	82	200
10-Jul-18	82	200
09-Jul-18	82	200
08-Jul-18	82	200

Harddisk Usage NIX_PRD_ABSAPP03

	Free disk space on c: (%)	Total disk space on c: (Gb)
14-Jul-18	68	200
13-Jul-18	68	200
12-Jul-18	68	200
11-Jul-18	68	200
10-Jul-18	68	200
09-Jul-18	68	200
08-Jul-18	68	200

Weekly SLA Customer Report

Customer NIX_Production
Database ID 51



Harddisk Usage NIX_PRD_ABSWEB01

	Free disk space on c: (%)	Total disk space on c: (Gb)
14-Jul-18	91	300
13-Jul-18	91	300
12-Jul-18	90	300
11-Jul-18	89	300
10-Jul-18	89	300
09-Jul-18	89	300
08-Jul-18	89	300

Harddisk Usage NIX_PRD_ORACLE_B11

	Free disk space on c: (%)	Total disk space on c: (Gb)	Free disk space on e: (%)	Total disk space on e: (Gb)	Free disk space on f: (%)	Total disk space on f: (Gb)	Free disk space on g: (%)	Total disk space on g: (Gb)
14-Jul-18	42	279	56	558	34	279	58	558
13-Jul-18	42	279	57	558	34	279	55	558
12-Jul-18	42	279	57	558	34	279	56	558
11-Jul-18	44	279	57	558	34	279	57	558
10-Jul-18	43	279	57	558	34	279	58	558
09-Jul-18	42	279	57	558	35	279	59	558
08-Jul-18	42	279	57	558	35	279	60	558

Weekly SLA Customer Report

Customer NIX_Production
 Database ID 51



Harddisk Usage NIX_PRD_ORCDB1

	Free disk space on c: (%)	Total disk space on c: (Gb)	Free disk space on e: (%)	Total disk space on e: (Gb)	Free disk space on f: (%)	Total disk space on f: (Gb)	Free disk space on g: (%)	Total disk space on g: (Gb)
14-Jul-18	55	279	66	558	76	558	56	279
13-Jul-18	55	279	66	558	76	558	55	279
12-Jul-18	55	279	66	558	76	558	55	279
11-Jul-18	55	279	66	558	76	558	55	279
10-Jul-18	55	279	66	558	76	558	56	279
09-Jul-18	55	279	66	558	76	558	56	279
08-Jul-18	47	279	66	558	76	558	56	279

Harddisk Usage NIX_PRD_ORCDB2

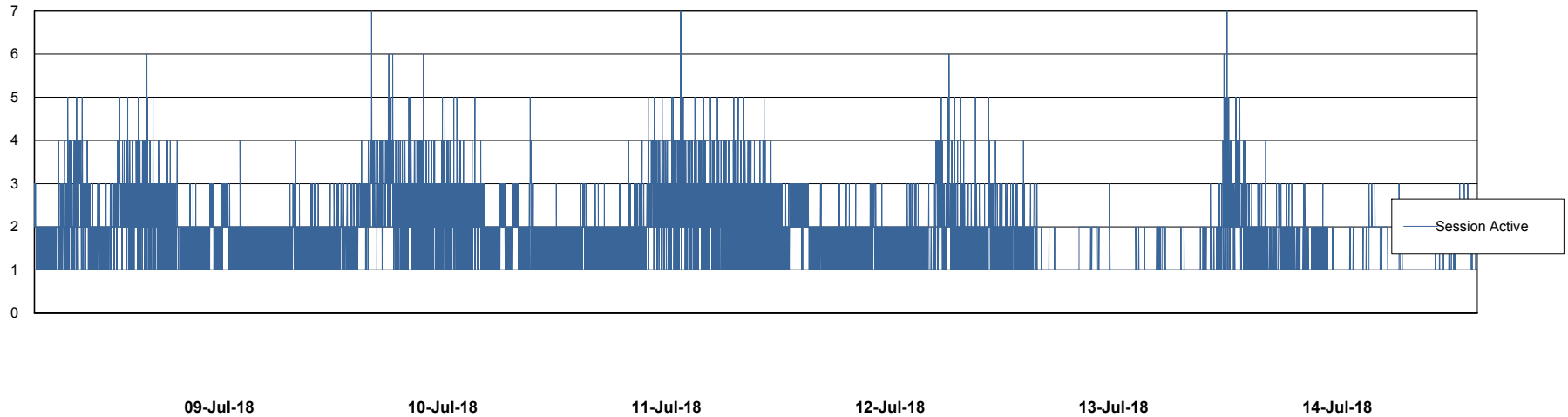
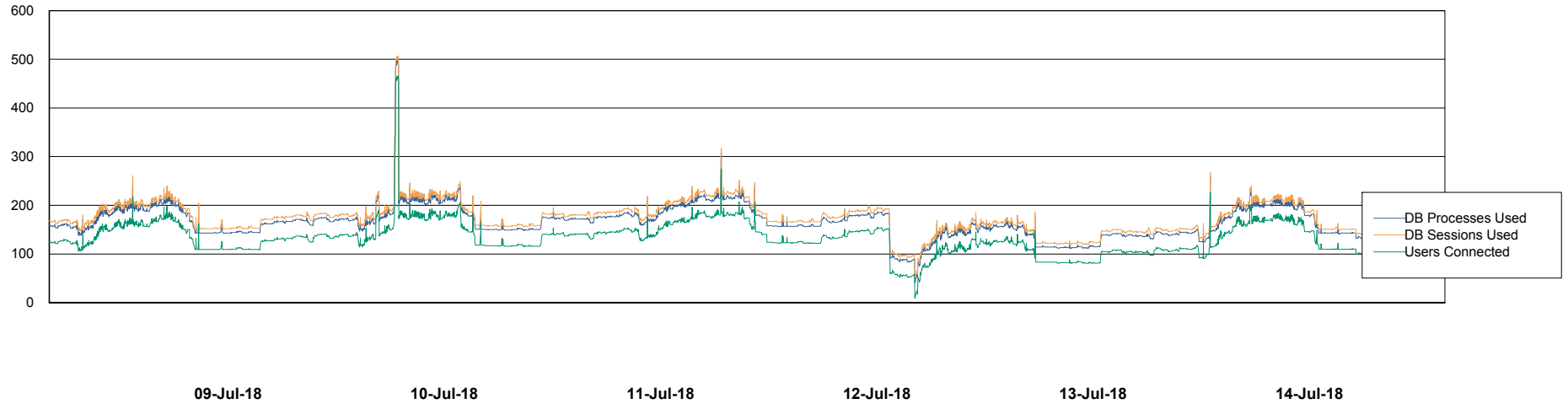
	Free disk space on c: (%)	Total disk space on c: (Gb)	Free disk space on e: (%)	Total disk space on e: (Gb)	Free disk space on f: (%)	Total disk space on f: (Gb)	Free disk space on g: (%)	Total disk space on g: (Gb)
14-Jul-18	55	279	66	558	76	558	56	279
13-Jul-18	55	279	66	558	76	558	55	279
12-Jul-18	55	279	66	558	76	558	55	279
11-Jul-18	55	279	66	558	76	558	55	279
10-Jul-18	55	279	66	558	76	558	56	279
09-Jul-18	55	279	66	558	76	558	56	279
08-Jul-18	47	279	66	558	76	558	56	279

Weekly SLA Customer Report

Customer NIX_Production
Database ID 51



Database Performance NIXDB_Production


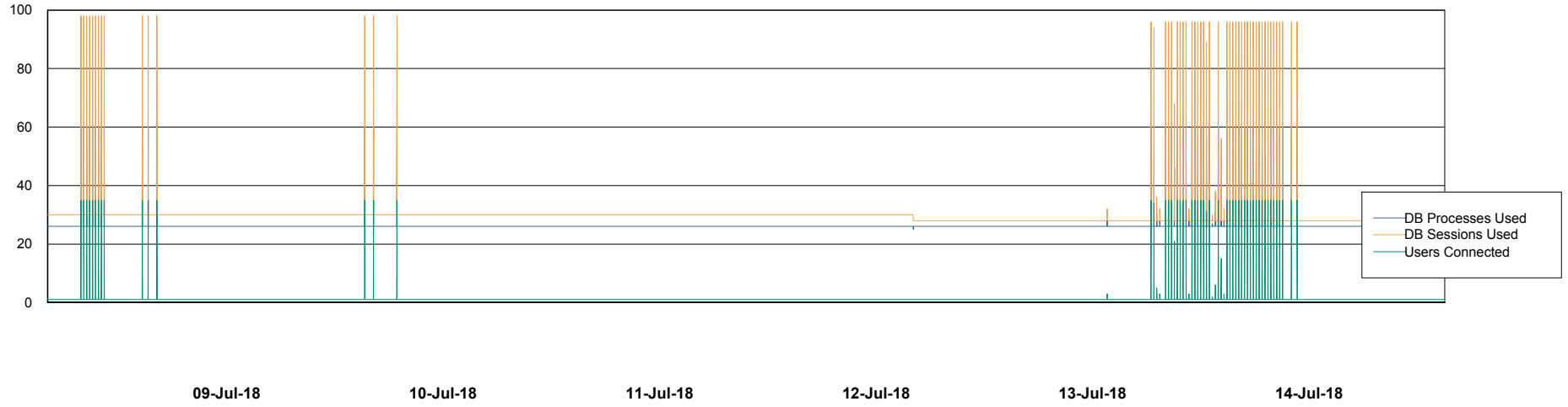


Weekly SLA Customer Report

Customer NIX_Production
Database ID 51



Database Performance NIXDB_Standby



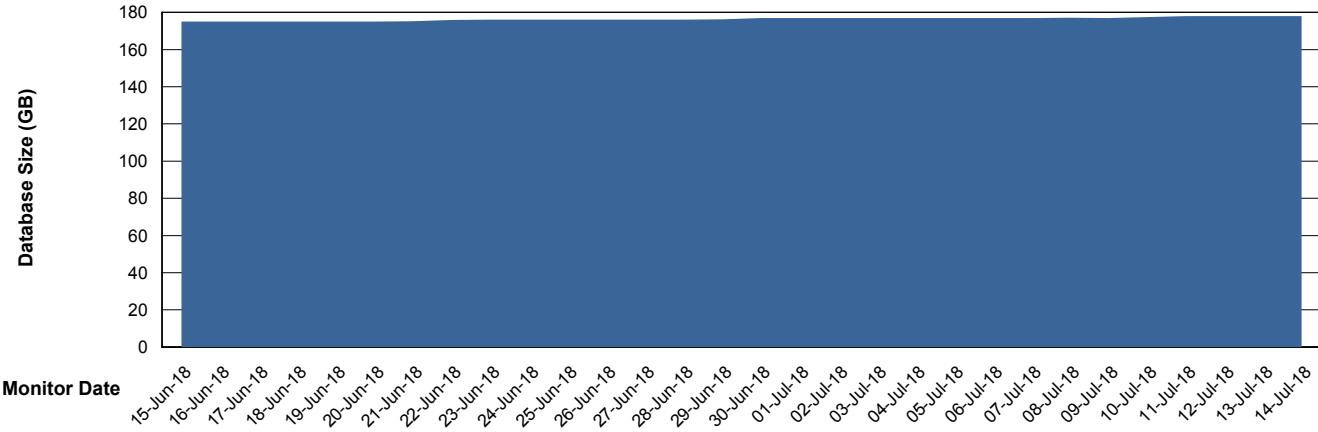
Weekly SLA Customer Report

Customer NIX_Production
 Database ID 51



DATABASE SIZE NIXDB_Production

Database growth over last month



Database Tablespace NIXDB_Production

Date	Tablespace Name	Filesize (Gb)	Usedsize (Gb)	Percentage free
14-Jul-18	ABSDATA	74	60	19
	INDX	135	116	14
13-Jul-18	ABSDATA	74	60	19
	INDX	135	116	14
12-Jul-18	ABSDATA	74	60	19
	INDX	135	116	14
11-Jul-18	ABSDATA	74	60	19
	INDX	135	116	14
10-Jul-18	ABSDATA	74	60	19
	INDX	135	116	14
09-Jul-18	ABSDATA	74	60	19
	INDX	135	116	14
08-Jul-18	ABSDATA	74	60	19
	INDX	135	116	14

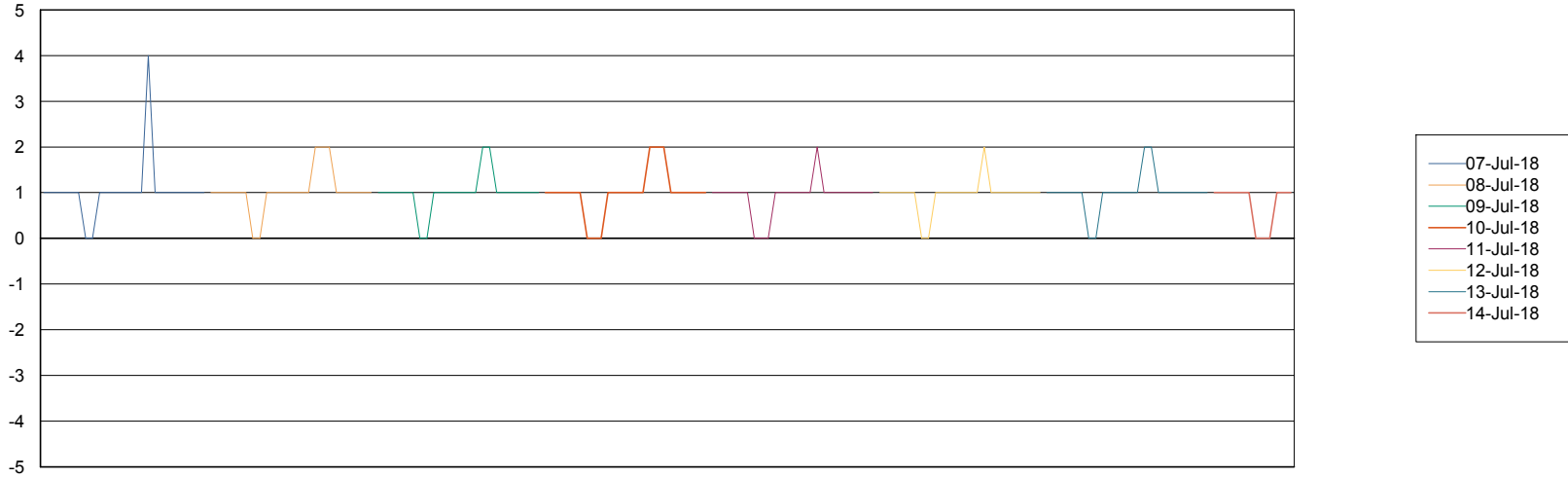
Weekly SLA Customer Report

Customer NIX_Production
Database ID 51



Standby Database Health NIX_Production

Recovery lag for last 7 days



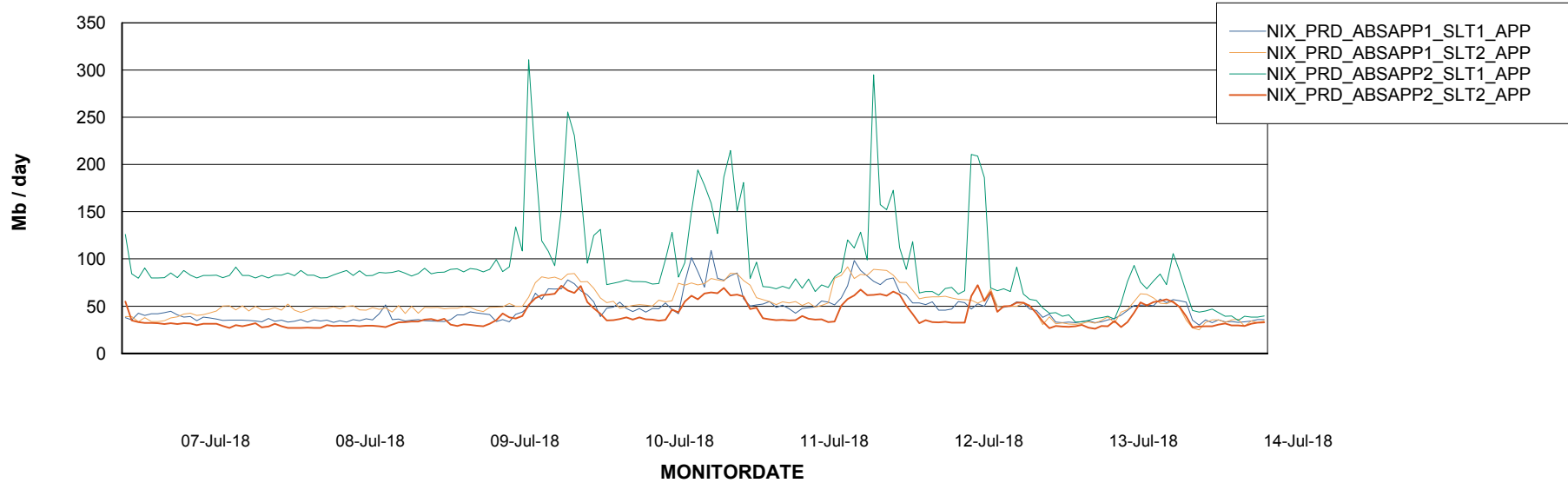
Weekly SLA Customer Report

Customer NIX_Production
Database ID 51

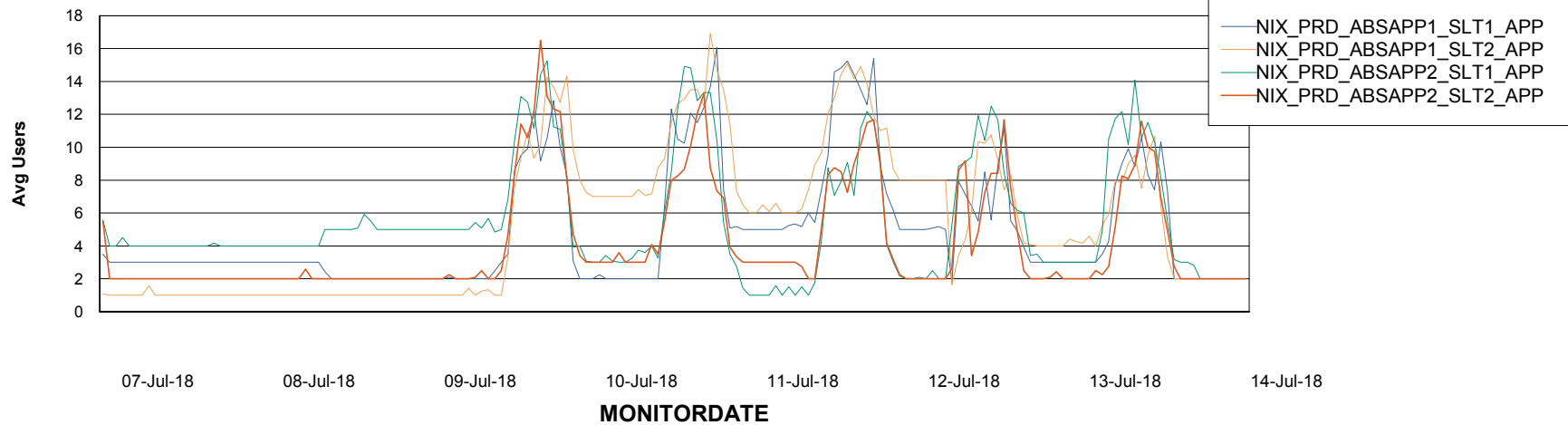


ABSSolute Application Server Services

Avg memory used per ABS Server Service



Avg users per day per ABS server



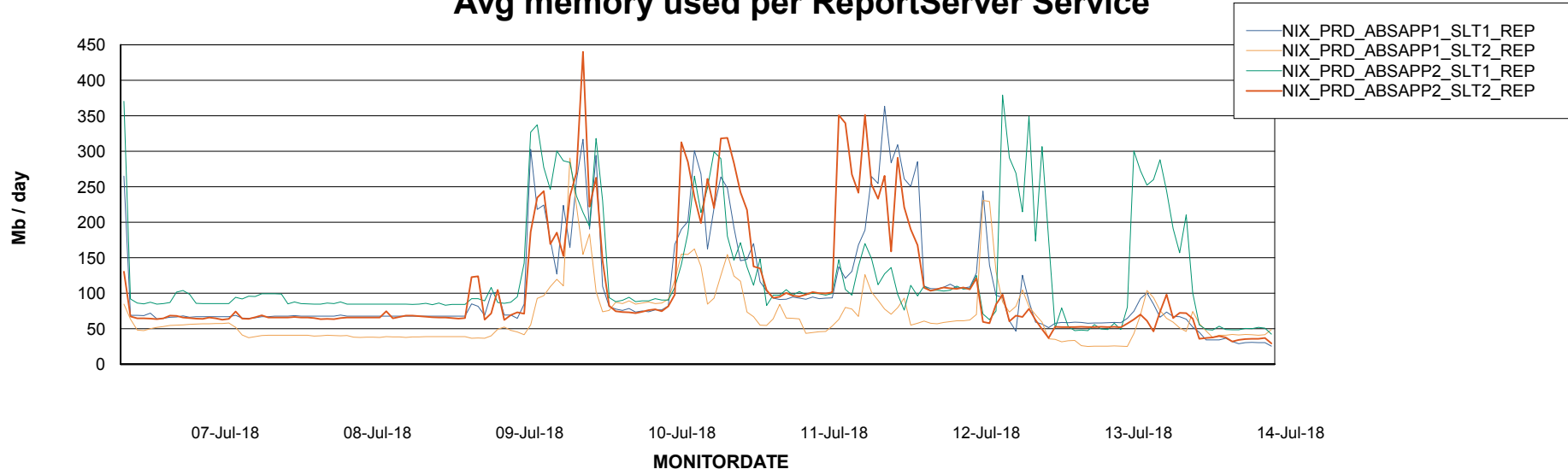
Weekly SLA Customer Report

Customer NIX_Production
Database ID 51



ABSSolute Application ReportServer Services

Avg memory used per ReportServer Service



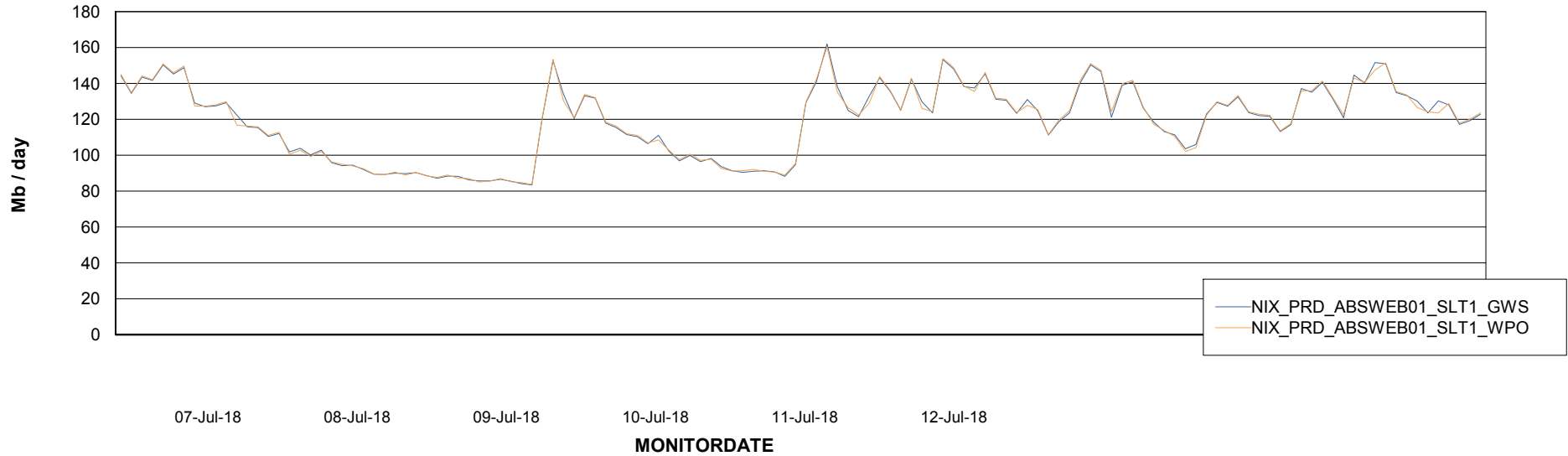
Weekly SLA Customer Report

Customer NIX_Production
Database ID 51



ABSSolute Web Component Services

Avg memory used per ABS Web component



Weekly SLA Customer Report

Customer NIX_Production
Database ID 51



Disaster per ABS component

