

Weekly SLA Customer Report

Customer NIX_Production
 Database ID 51



Harddisk Usage NIX_PRD_ABSAPP02

	Free disk space on c: (%)	Total disk space on c: (Gb)
16-Jun-18	82	200
15-Jun-18	82	200
14-Jun-18	82	200
13-Jun-18	82	200
12-Jun-18	82	200
11-Jun-18	82	200
10-Jun-18	82	200

Harddisk Usage NIX_PRD_ABSAPP03

	Free disk space on c: (%)	Total disk space on c: (Gb)
16-Jun-18	69	200
15-Jun-18	69	200
14-Jun-18	69	200
13-Jun-18	69	200
12-Jun-18	70	200
11-Jun-18	70	200
10-Jun-18	70	200

Weekly SLA Customer Report

Customer NIX_Production
 Database ID 51



Harddisk Usage NIX_PRD_ABSWEB01

	Free disk space on c: (%)	Total disk space on c: (Gb)
16-Jun-18	89	300
15-Jun-18	89	300
14-Jun-18	89	300
13-Jun-18	89	300
12-Jun-18	89	300
11-Jun-18	89	300
10-Jun-18	89	300

Harddisk Usage NIX_PRD_ORACLE_B11

	Free disk space on c: (%)	Total disk space on c: (Gb)	Free disk space on e: (%)	Total disk space on e: (Gb)	Free disk space on f: (%)	Total disk space on f: (Gb)	Free disk space on g: (%)	Total disk space on g: (Gb)
16-Jun-18	36	279	57	558	35	279	59	558
15-Jun-18	36	279	57	558	35	279	55	558
14-Jun-18	35	279	57	558	35	279	56	558
13-Jun-18	36	279	57	558	35	279	57	558
12-Jun-18	37	279	57	558	35	279	59	558
11-Jun-18	41	279	57	558	35	279	60	558
10-Jun-18	38	279	57	558	35	279	61	558

Weekly SLA Customer Report

Customer NIX_Production
 Database ID 51



Harddisk Usage NIX_PRD_ORCDB1

	Free disk space on c: (%)	Total disk space on c: (Gb)	Free disk space on e: (%)	Total disk space on e: (Gb)	Free disk space on f: (%)	Total disk space on f: (Gb)	Free disk space on g: (%)	Total disk space on g: (Gb)
16-Jun-18	64	279	67	558	76	558	56	279
15-Jun-18	64	279	67	558	76	558	56	279
14-Jun-18	64	279	67	558	76	558	56	279
13-Jun-18	64	279	67	558	76	558	57	279
12-Jun-18	64	279	67	558	76	558	57	279
11-Jun-18	64	279	67	558	76	558	57	279
10-Jun-18	56	279	67	558	76	558	57	279

Harddisk Usage NIX_PRD_ORCDB2

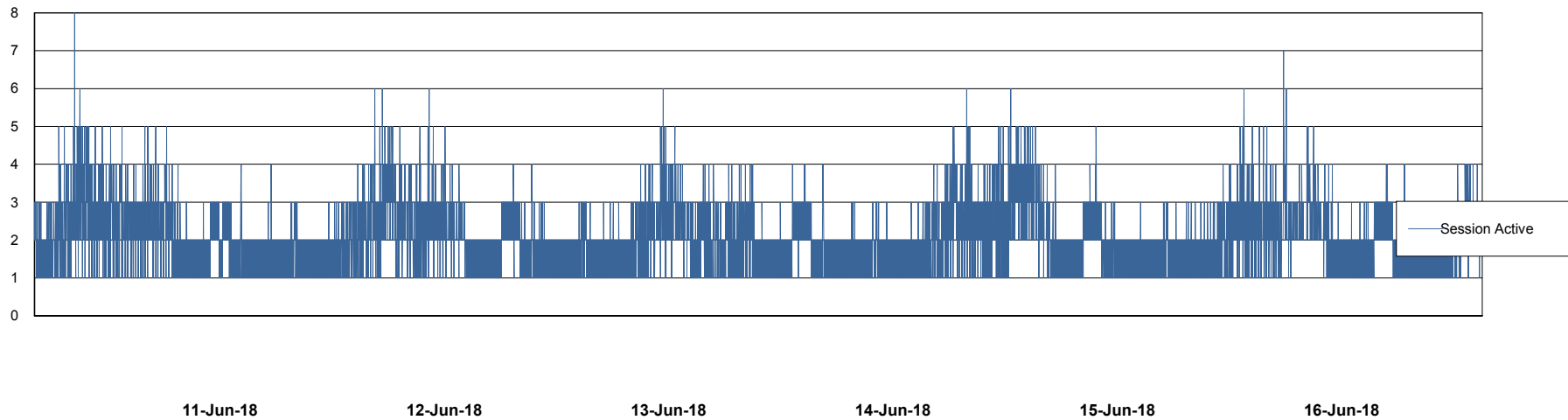
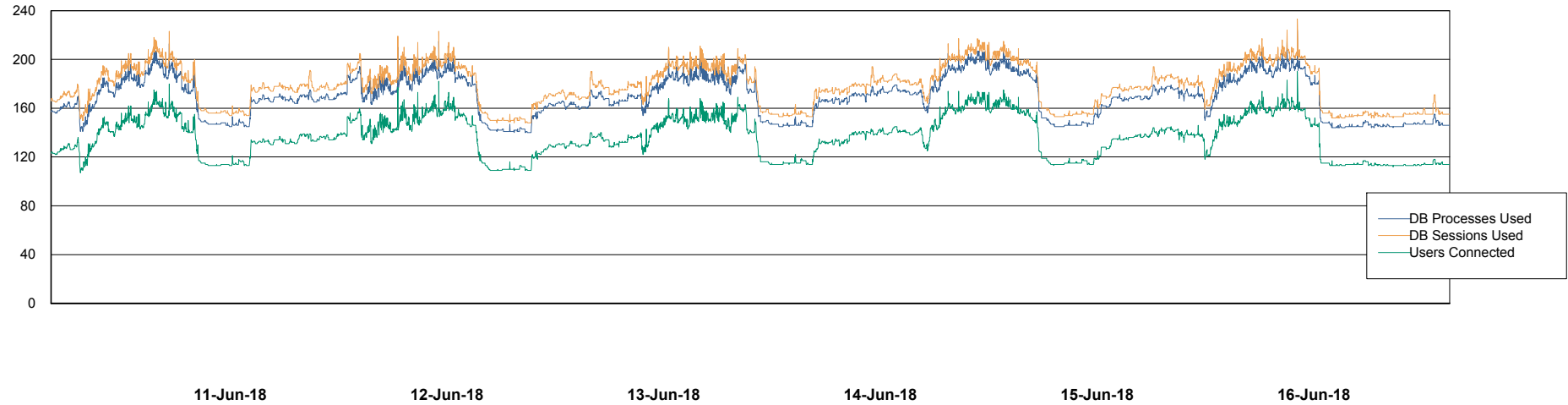
	Free disk space on c: (%)	Total disk space on c: (Gb)	Free disk space on e: (%)	Total disk space on e: (Gb)	Free disk space on f: (%)	Total disk space on f: (Gb)	Free disk space on g: (%)	Total disk space on g: (Gb)
16-Jun-18	64	279	67	558	76	558	56	279
15-Jun-18	64	279	67	558	76	558	56	279
14-Jun-18	64	279	67	558	76	558	56	279
13-Jun-18	64	279	67	558	76	558	57	279
12-Jun-18	64	279	67	558	76	558	57	279
11-Jun-18	64	279	67	558	76	558	57	279
10-Jun-18	56	279	67	558	76	558	57	279

Weekly SLA Customer Report

Customer NIX_Production
Database ID 51



Database Performance NIXDB_Production


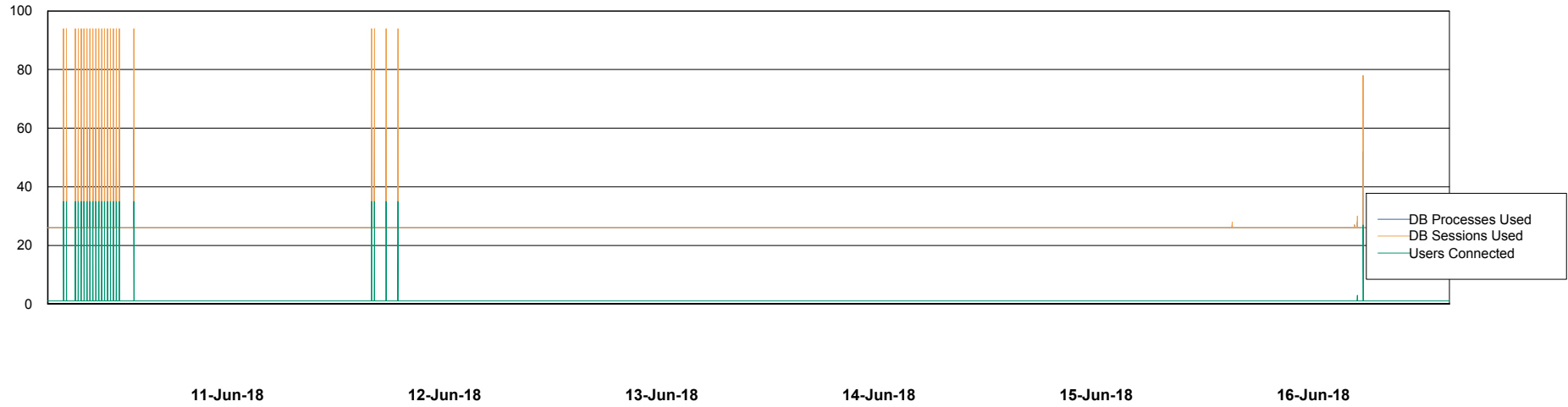


Weekly SLA Customer Report

Customer NIX_Production
Database ID 51



Database Performance NIXDB_Standby



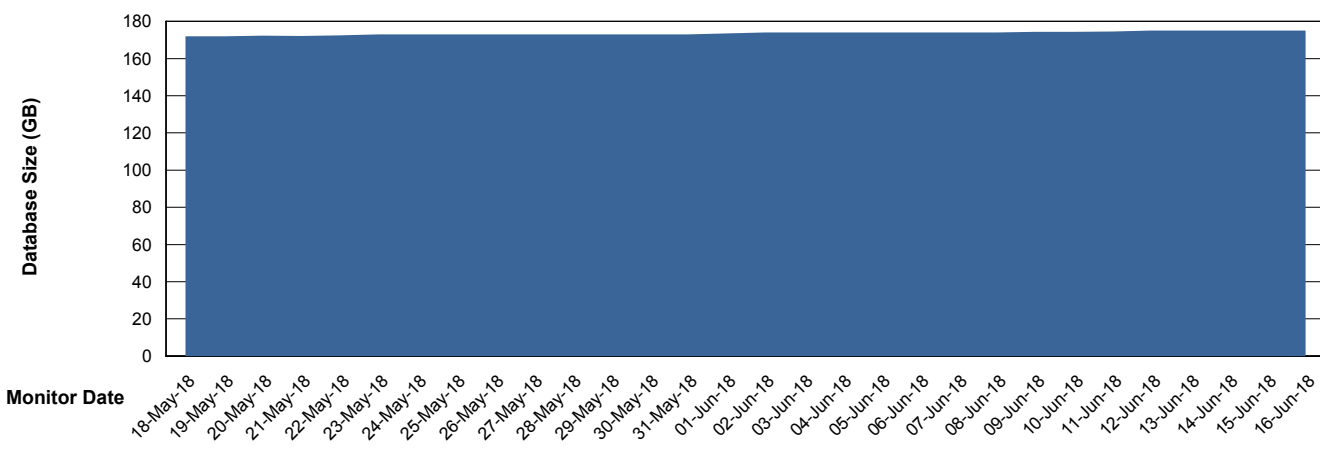
Weekly SLA Customer Report

Customer NIX_Production
 Database ID 51



DATABASE SIZE NIXDB_Production

Database growth over last month



Database Tablespace NIXDB_Production

Date	Tablespace Name	Filesize (Gb)	Usedsize (Gb)	Percentage free
16-Jun-18	ABSDATA	74	60	19
	INDX	135	114	16
15-Jun-18	ABSDATA	74	60	19
	INDX	135	114	16
14-Jun-18	ABSDATA	74	60	19
	INDX	135	114	16
13-Jun-18	ABSDATA	74	60	19
	INDX	135	114	16
12-Jun-18	ABSDATA	74	60	19
	INDX	135	114	16
11-Jun-18	ABSDATA	74	59	20
	INDX	135	114	16
10-Jun-18	ABSDATA	74	59	20
	INDX	135	114	16

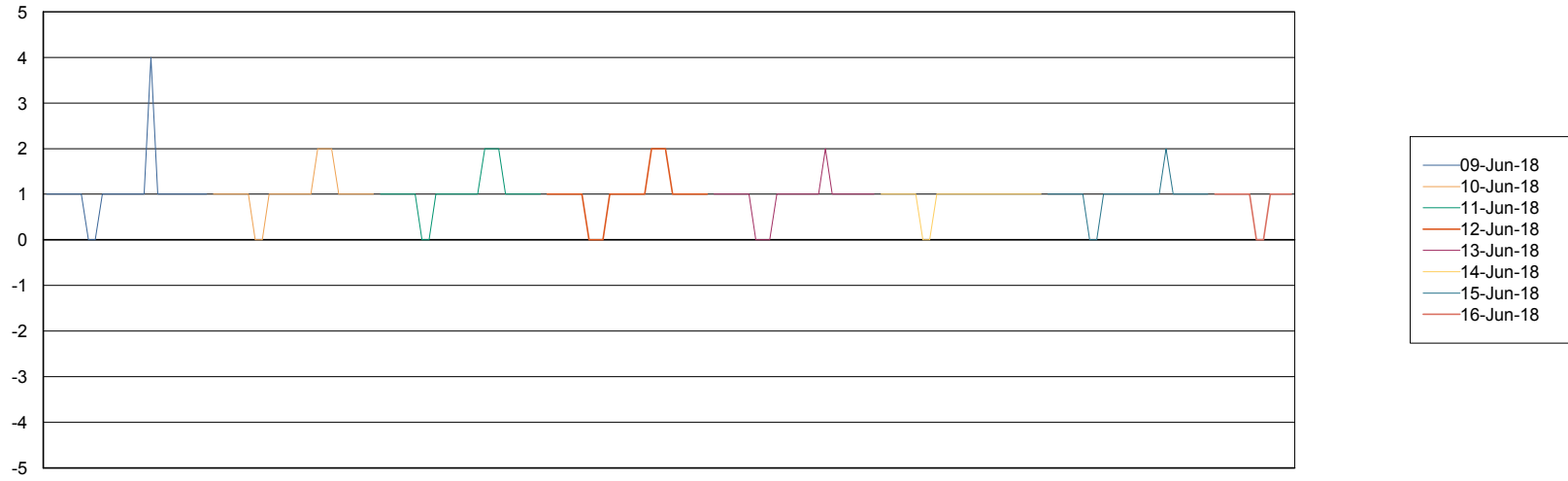
Weekly SLA Customer Report

Customer NIX_Production
Database ID 51



Standby Database Health NIX_Production

Recovery lag for last 7 days



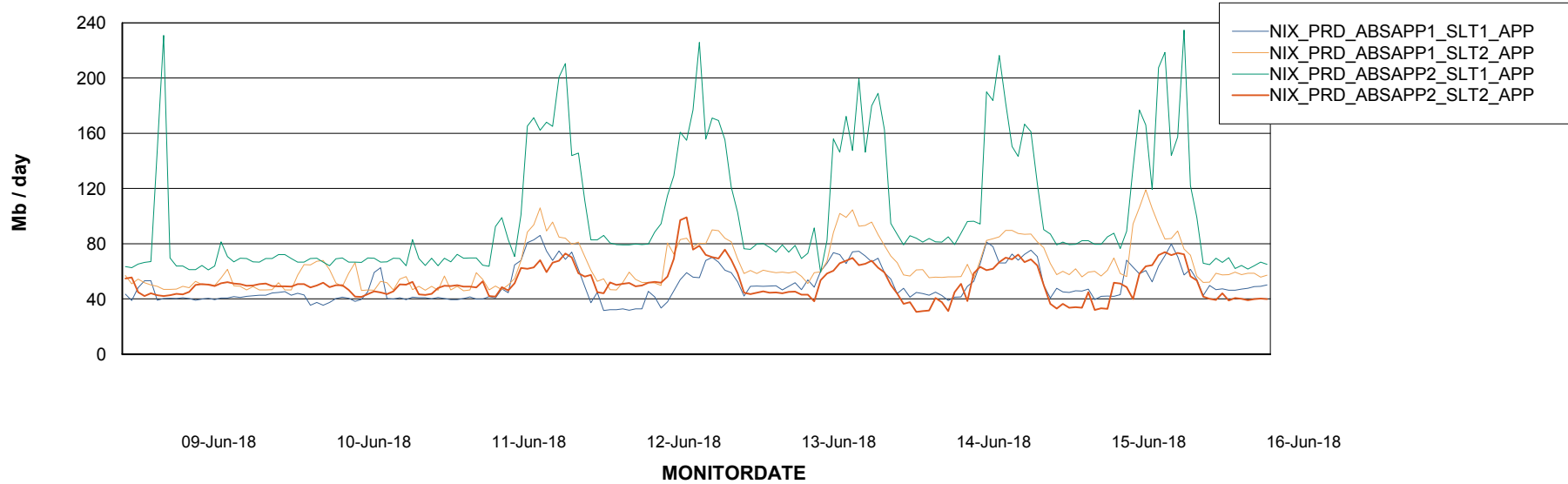
Weekly SLA Customer Report

Customer NIX_Production
Database ID 51

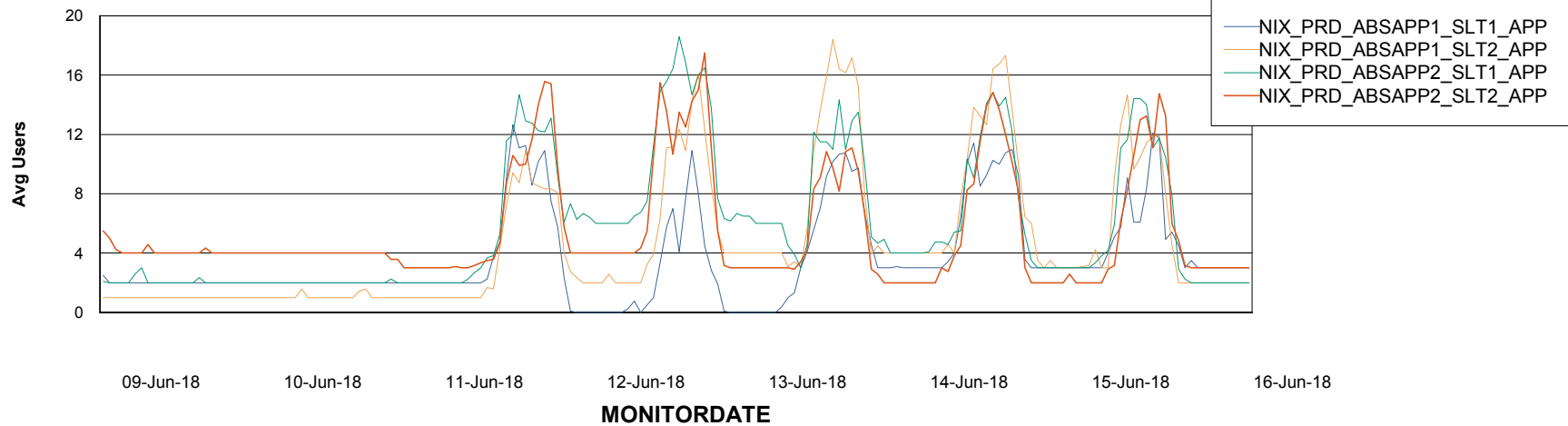


ABSolute Application Server Services

Avg memory used per ABS Server Service



Avg users per day per ABS server



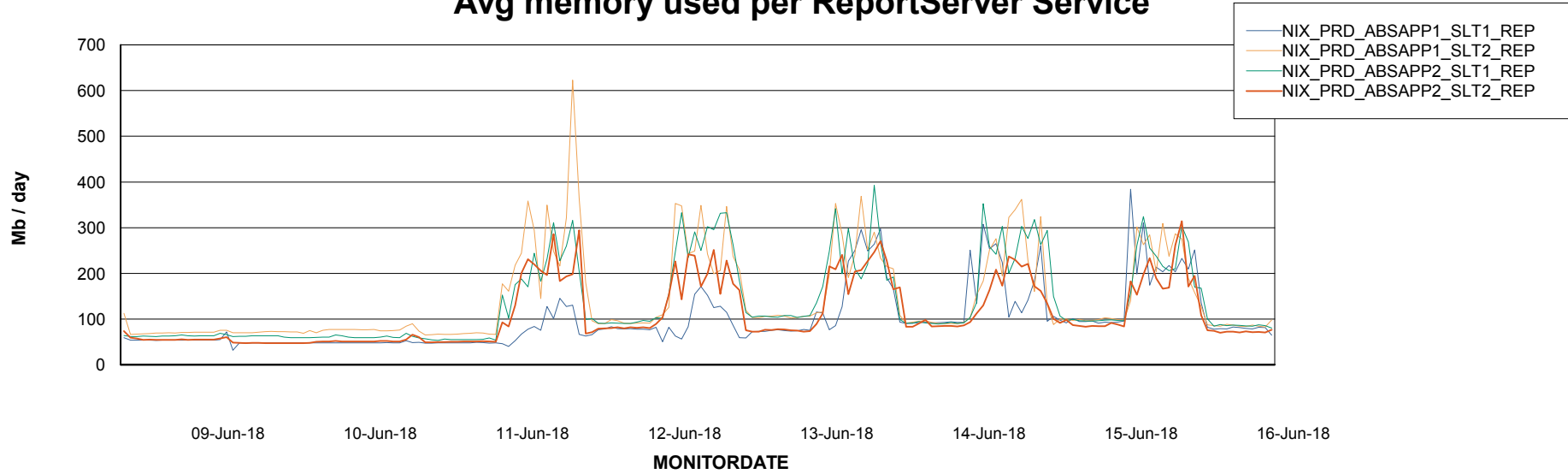
Weekly SLA Customer Report

Customer NIX_Production
Database ID 51



ABSolute Application ReportServer Services

Avg memory used per ReportServer Service



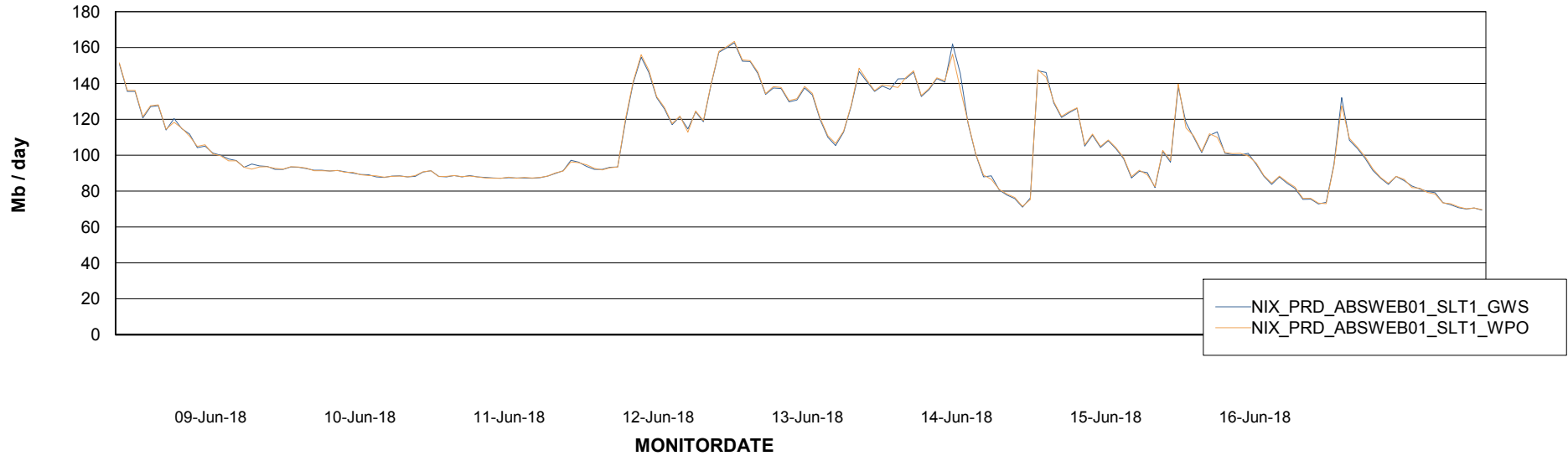
Weekly SLA Customer Report

Customer NIX_Production
Database ID 51



ABSSolute Web Component Services

Avg memory used per ABS Web component



Weekly SLA Customer Report

Customer NIX_Production
Database ID 51



Disaster per ABS component

