

# Weekly SLA Customer Report

Customer CLO Production  
 Database ID 38



Harddisk Usage CLO\_PRD\_CLOBI

	Free disk space on c: (%)	Total disk space on c: (Gb)	Free disk space on d: (%)	Total disk space on d: (Gb)	Free disk space on e: (%)	Total disk space on e: (Gb)
16-Jun-18	19	68	14	68	14	68
15-Jun-18	19	68	26	68	14	68
14-Jun-18	19	68	29	68	14	68
13-Jun-18	19	68	27	68	14	68
12-Jun-18	19	68	29	68	14	68
11-Jun-18	19	68	27	68	14	68
10-Jun-18	19	68	29	68	14	68

Harddisk Usage CLO\_PRD\_CLO\_ORACLE\_001

	Free disk space on c: (%)	Total disk space on c: (Gb)	Free disk space on d: (%)	Total disk space on d: (Gb)	Free disk space on e: (%)	Total disk space on e: (Gb)
16-Jun-18	11	137	27	137	58	107
15-Jun-18	11	137	27	137	57	107
14-Jun-18	11	137	27	137	61	107
13-Jun-18	11	137	27	137	65	107
12-Jun-18	12	137	27	137	65	107
11-Jun-18	12	137	27	137	64	107
10-Jun-18	12	137	27	137	61	107

# Weekly SLA Customer Report

Customer CLO Production  
 Database ID 38



Harddisk Usage CLO\_PRD\_CLO\_ORACLE\_002

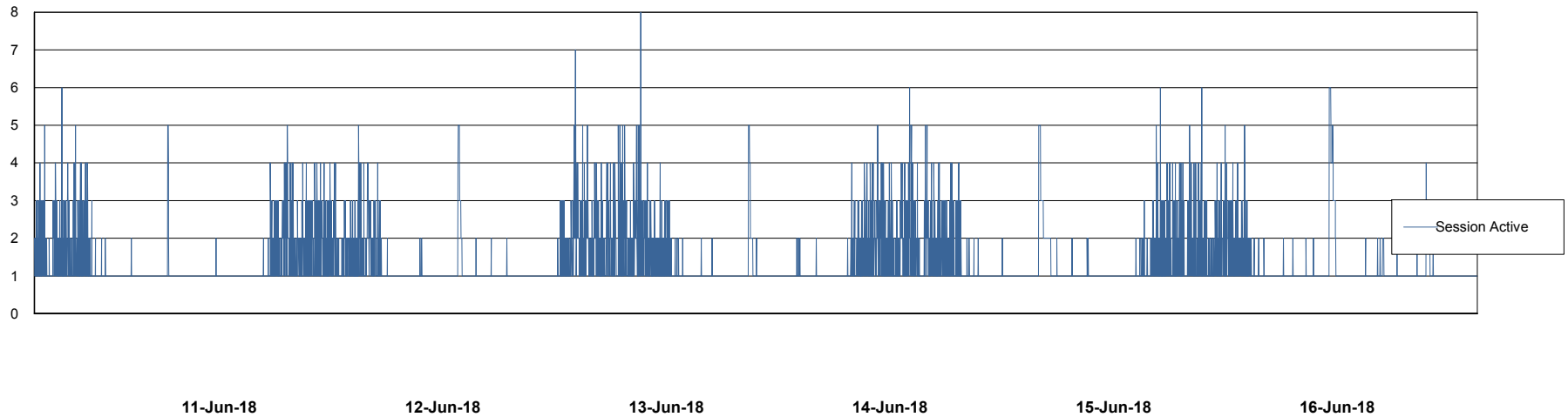
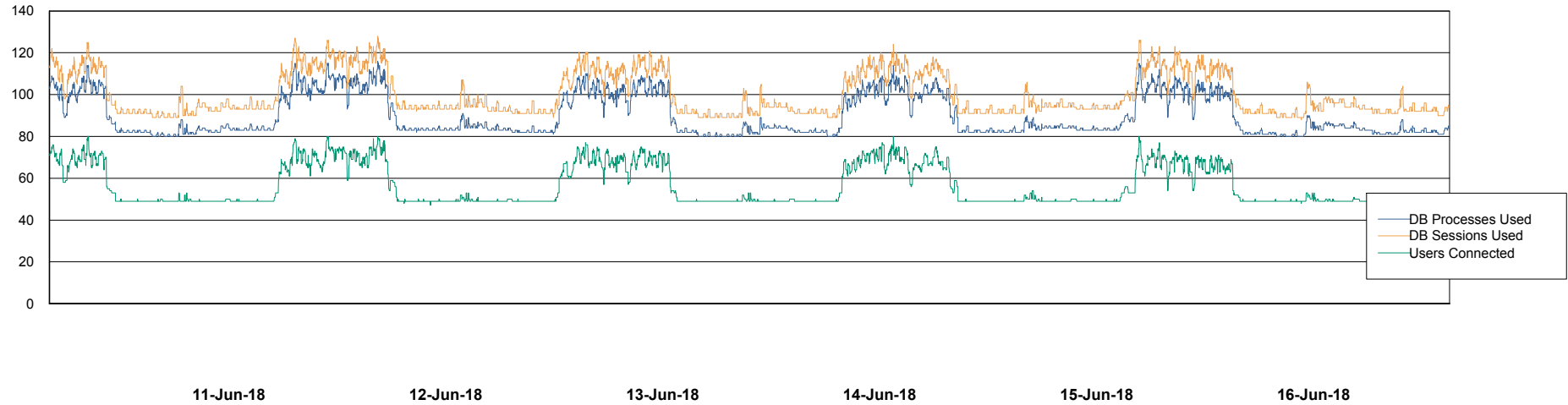
	Free disk space on c: (%)	Total disk space on c: (Gb)	Free disk space on d: (%)	Total disk space on d: (Gb)	Free disk space on e: (%)	Total disk space on e: (Gb)
16-Jun-18	22	273	9	137	70	107
15-Jun-18	22	273	9	137	69	107
14-Jun-18	22	273	9	137	73	107
13-Jun-18	22	273	9	137	77	107
12-Jun-18	22	273	9	137	77	107
11-Jun-18	22	273	9	137	76	107
10-Jun-18	22	273	9	137	74	107

# Weekly SLA Customer Report

Customer CLO Production  
Database ID 38



## Database Performance CLODB\_Production

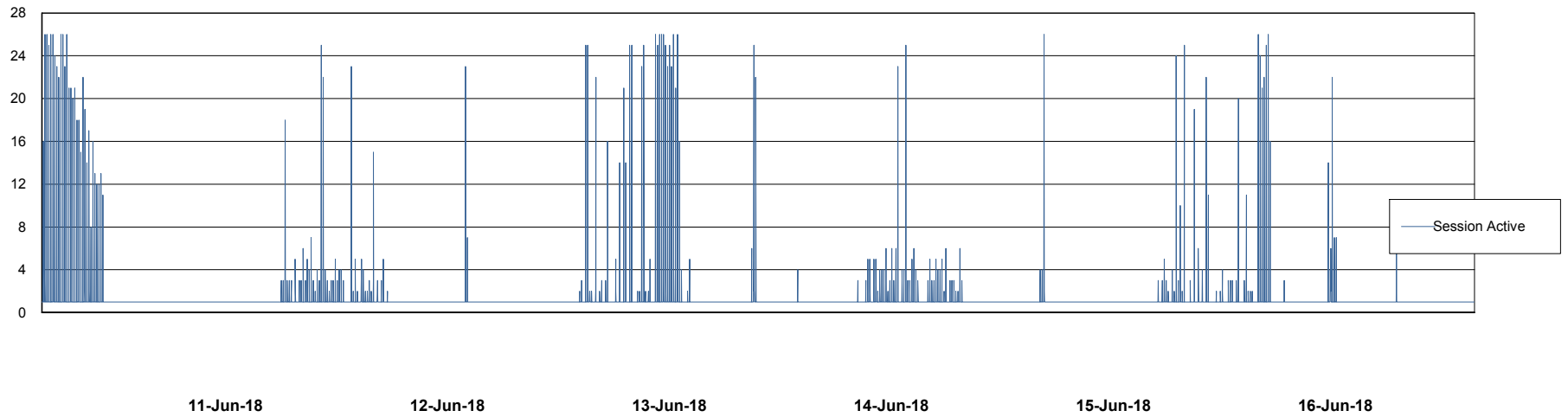
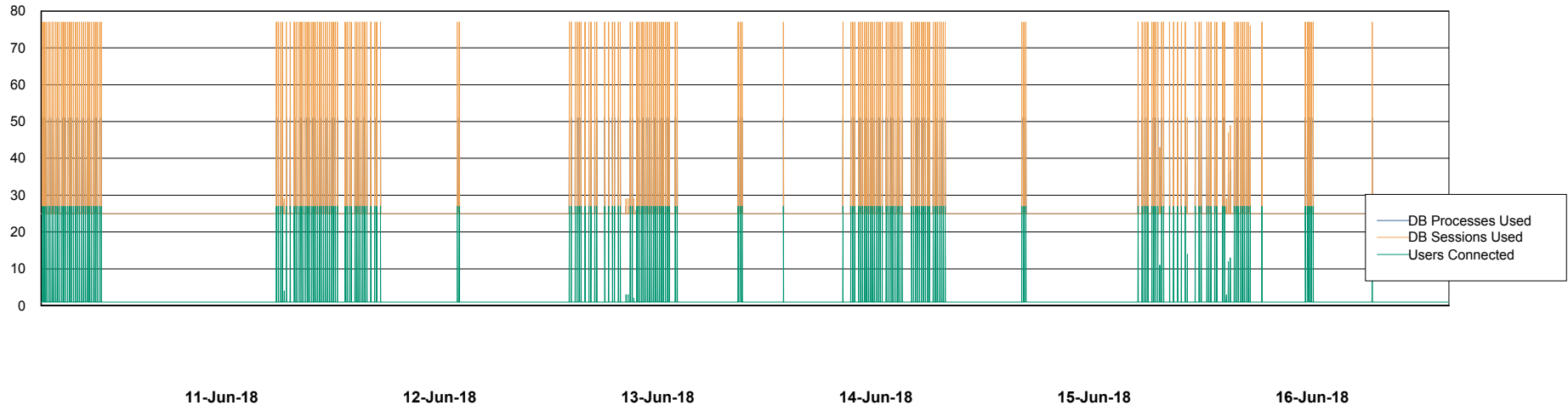


# Weekly SLA Customer Report

Customer CLO Production  
Database ID 38



## Database Performance CLODB\_Standby

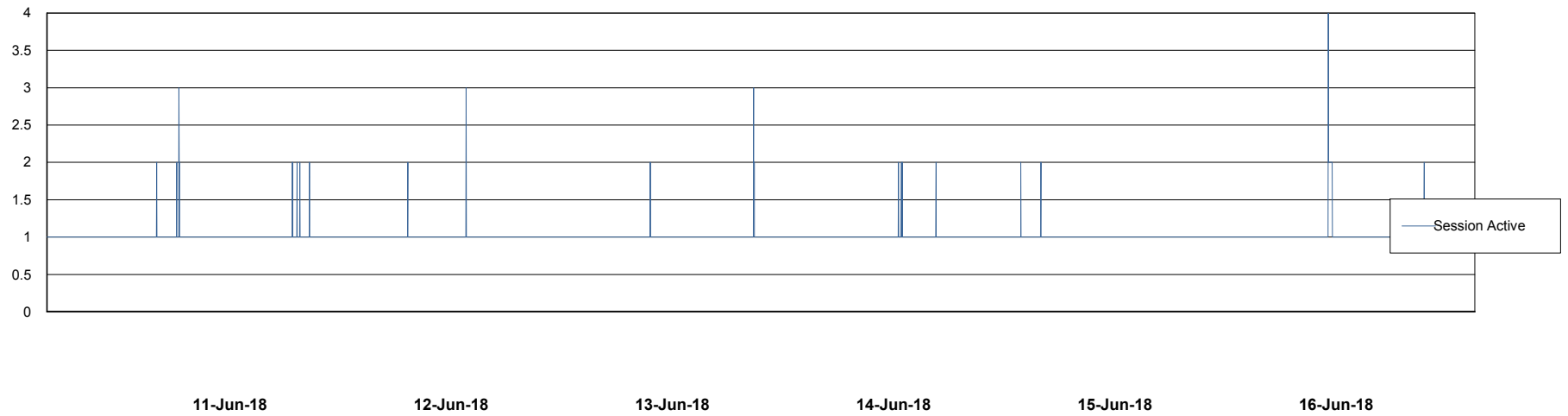
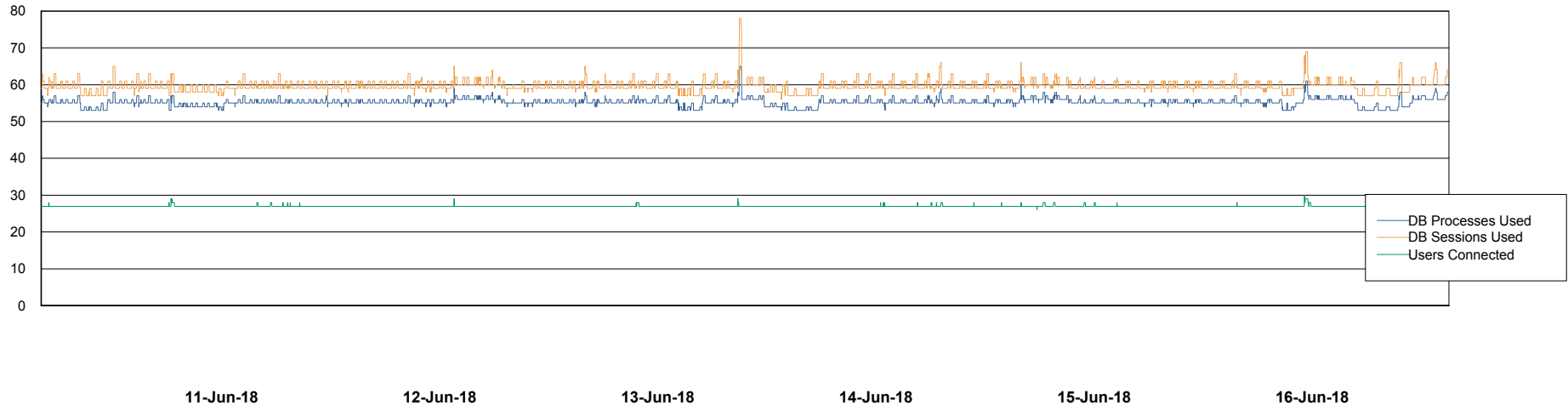


# Weekly SLA Customer Report

Customer CLO Production  
Database ID 38



## Database Performance CLODB\_Test



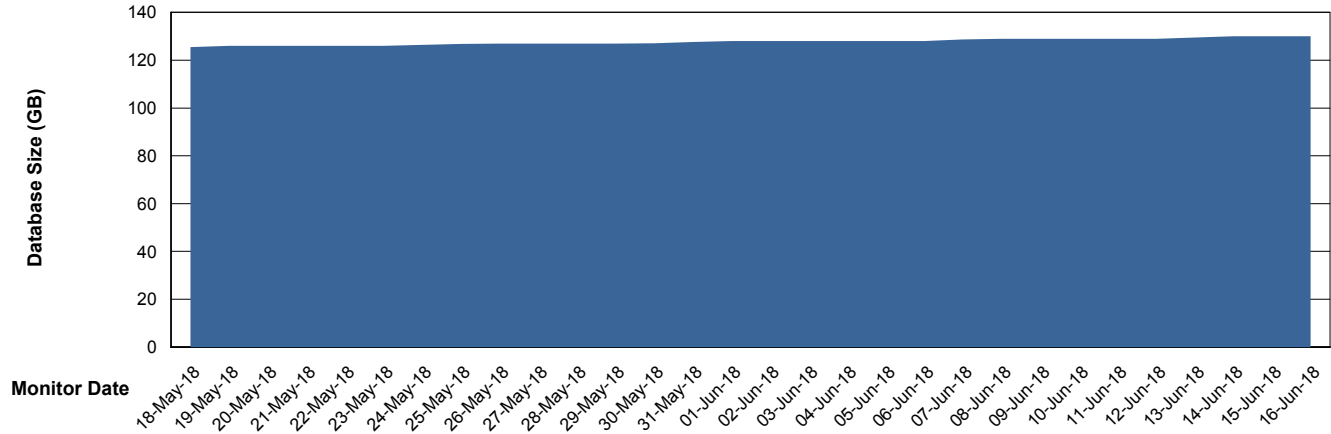
# Weekly SLA Customer Report

Customer CLO Production  
Database ID 38



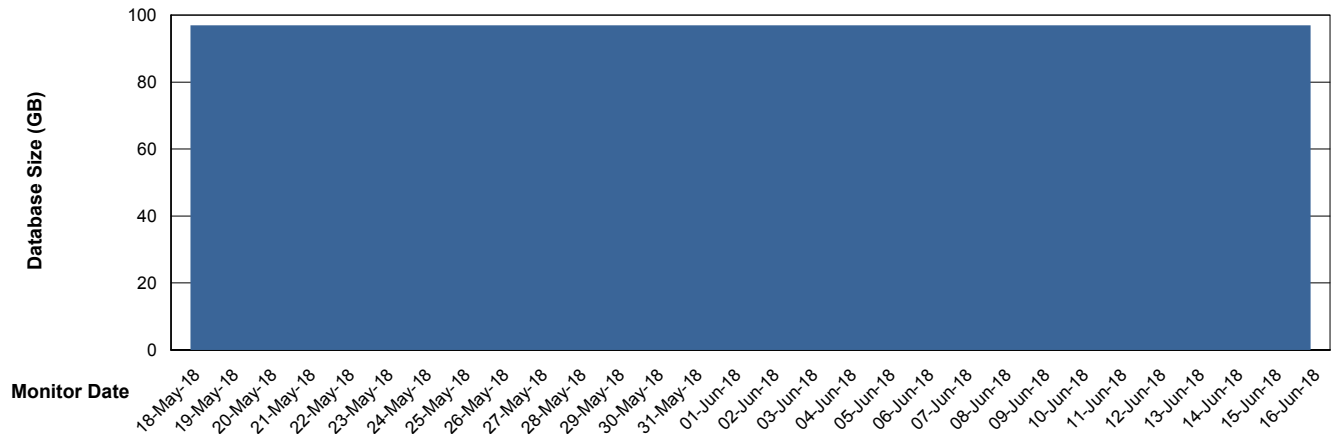
DATABASE SIZE CLODB\_Production

### Database growth over last month



DATABASE SIZE CLODB\_Test

### Database growth over last month



# Weekly SLA Customer Report

Customer CLO Production  
 Database ID 38



Database Tablespace CLODB\_Production

Date	Tablespace Name	Filesize (Gb)	Usedsize (Gb)	Percentage free
16-Jun-18	ABSDATA	69	62	10
	INDX	73	66	10
15-Jun-18	ABSDATA	69	62	10
	INDX	73	66	10
14-Jun-18	ABSDATA	69	62	10
	INDX	73	66	10
13-Jun-18	ABSDATA	69	62	10
	INDX	73	66	10
12-Jun-18	ABSDATA	69	62	10
	INDX	73	66	10
11-Jun-18	ABSDATA	69	62	10
	INDX	73	66	10
10-Jun-18	ABSDATA	69	62	10
	INDX	73	66	10

# Weekly SLA Customer Report

Customer CLO Production  
 Database ID 38

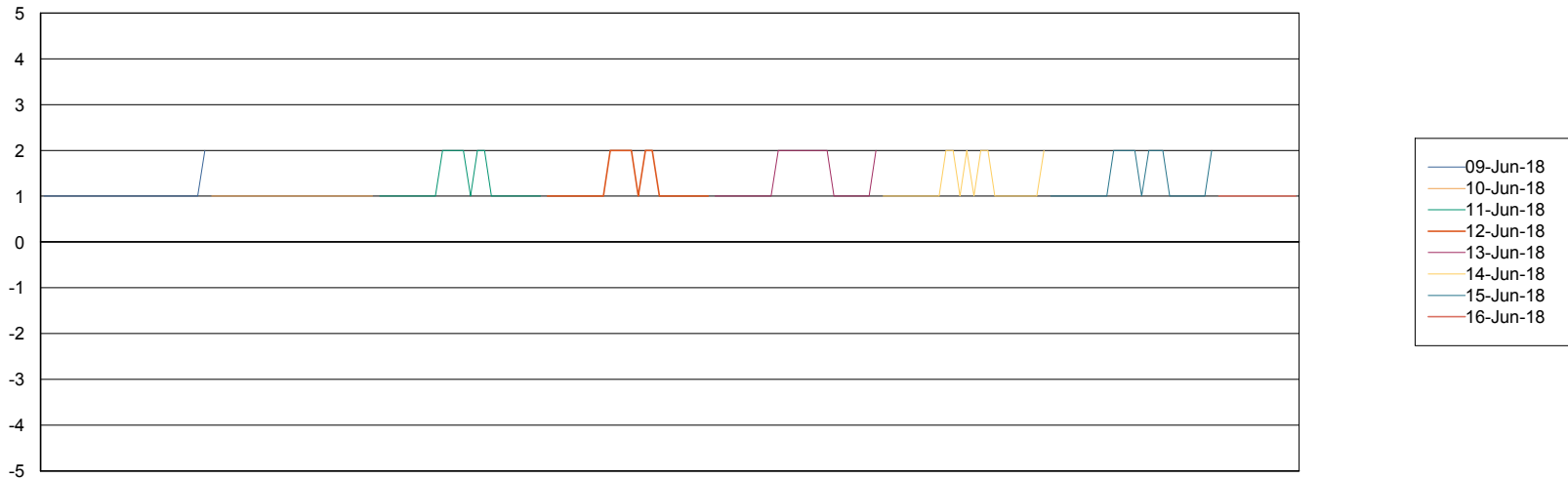


## Database Tablespace CLODB\_Test

Date	Tablespace Name	Filesize (Gb)	Usedsize (Gb)	Percentage free
16-Jun-18	ABSDATA	65	50	23
	INDX	54	44	19
15-Jun-18	ABSDATA	65	50	23
	INDX	54	44	19
14-Jun-18	ABSDATA	65	50	23
	INDX	54	44	19
13-Jun-18	ABSDATA	65	50	23
	INDX	54	44	19
12-Jun-18	ABSDATA	65	50	23
	INDX	54	44	19
11-Jun-18	ABSDATA	65	50	23
	INDX	54	44	19
10-Jun-18	ABSDATA	65	50	23
	INDX	54	44	19

## Standby Database Health CLO Production

Recovery lag for last 7 days



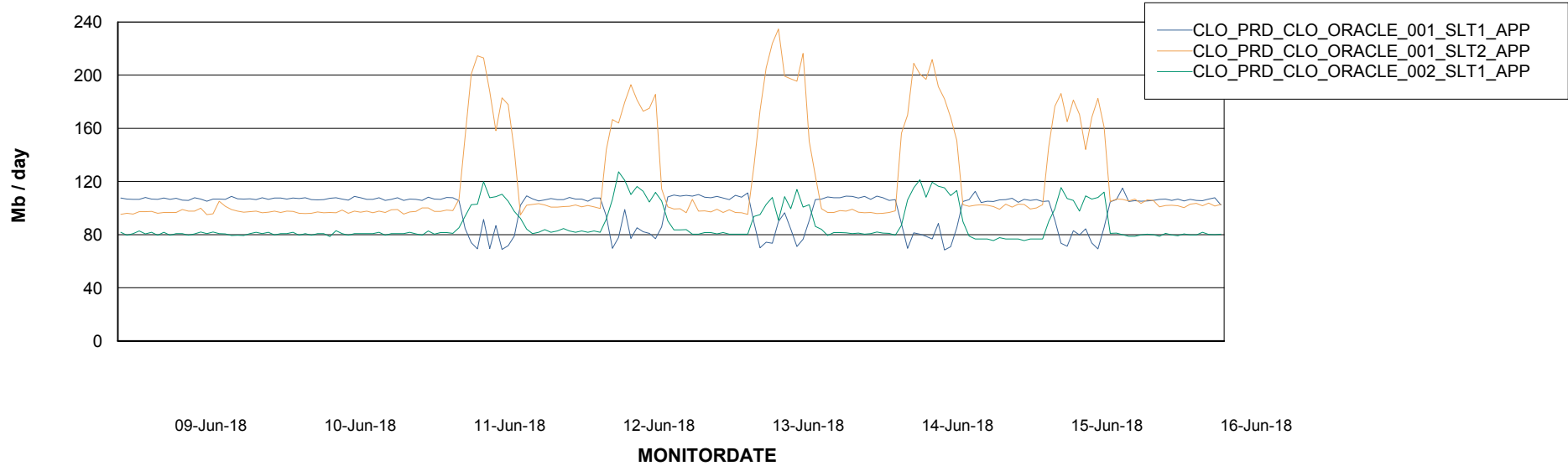
# Weekly SLA Customer Report

Customer CLO Production  
Database ID 38

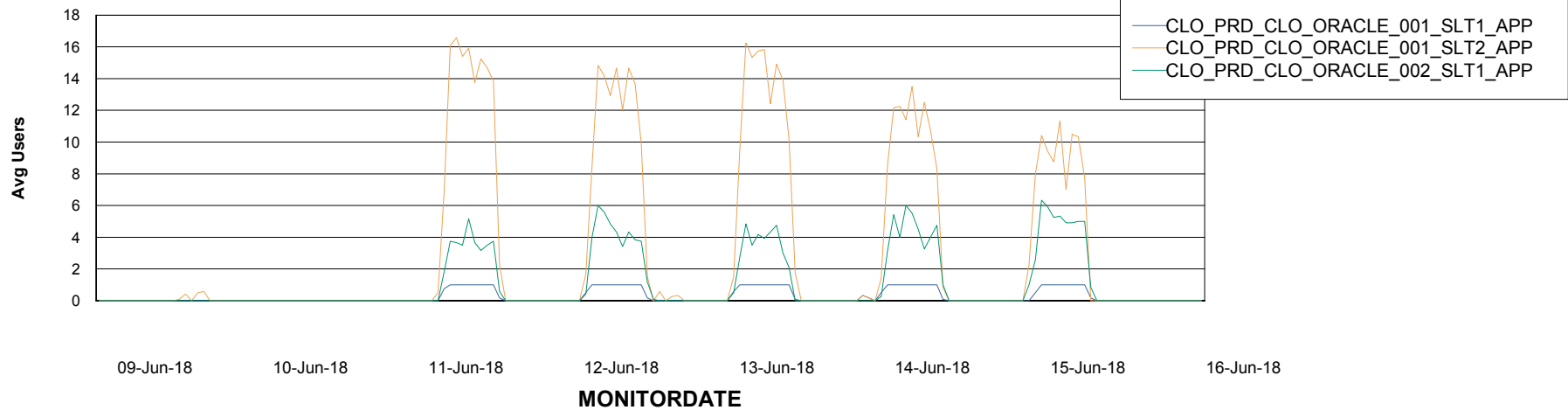


## ABSSolute Application Server Services

### Avg memory used per ABS Server Service



### Avg users per day per ABS server



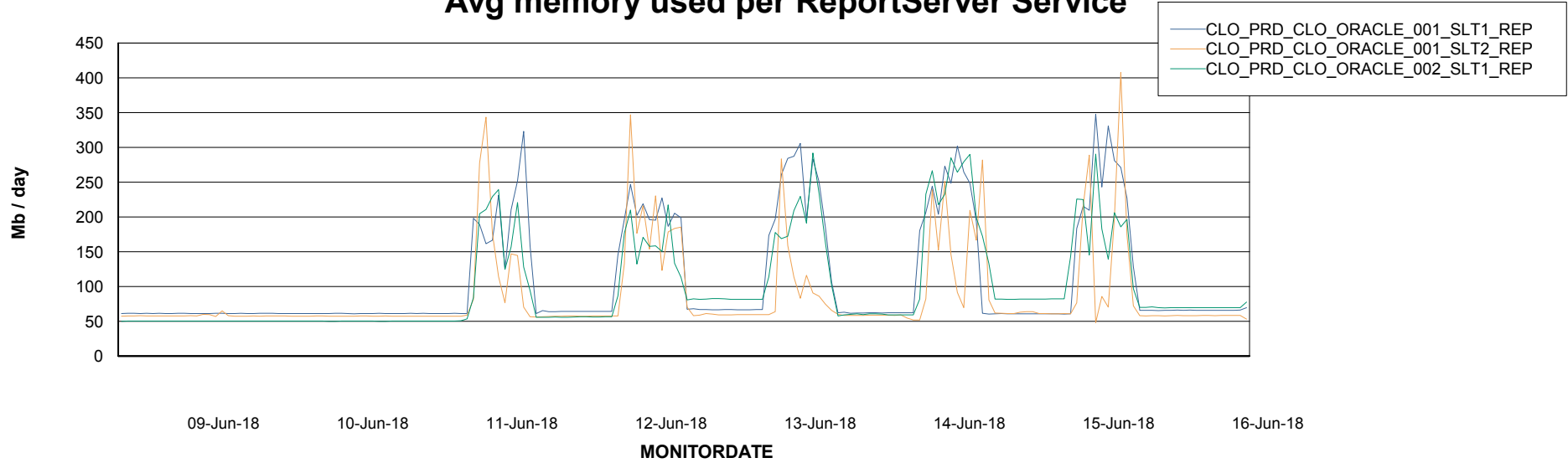
# Weekly SLA Customer Report

Customer CLO Production  
Database ID 38



## ABSSolute Application ReportServer Services

### Avg memory used per ReportServer Service



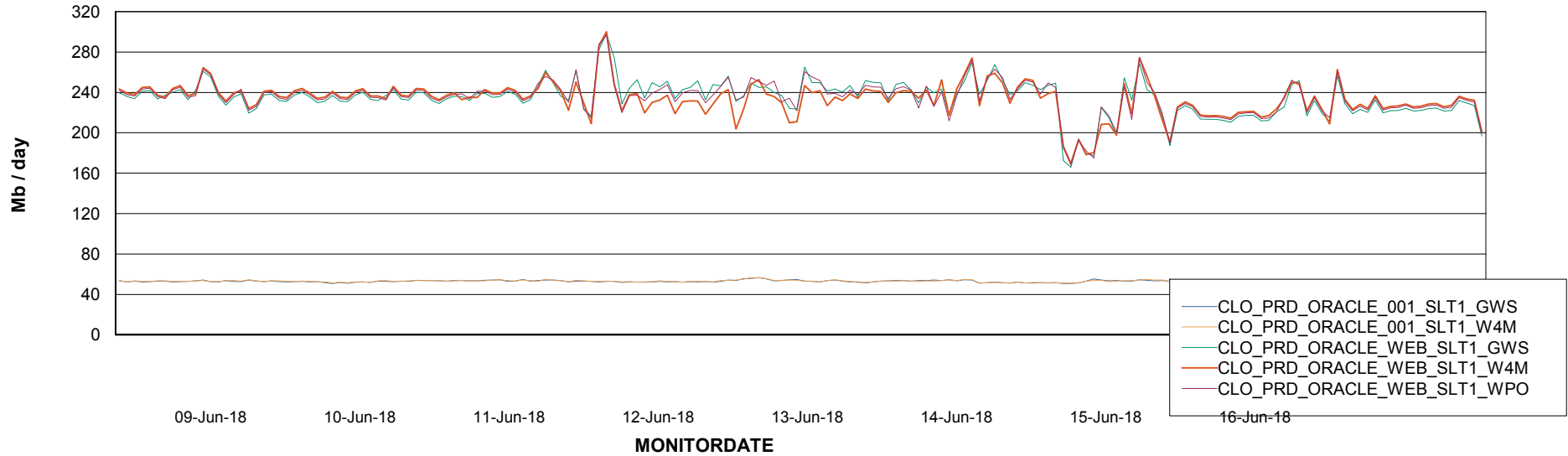
# Weekly SLA Customer Report

Customer CLO Production  
Database ID 38



## ABSolute Web Component Services

### Avg memory used per ABS Web component



# Weekly SLA Customer Report

Customer CLO Production  
Database ID 38



## Disaster per ABS component

