

# Weekly SLA Customer Report

Customer SPI\_Production  
Database ID 49



## Harddisk Usage SPI\_PRD\_ORACLE1

	Free disk space on c: (%)	Total disk space on c: (Gb)	Free disk space on e: (%)	Total disk space on e: (Gb)
02-Jun-18	27	95	52	100
01-Jun-18	27	95	52	100
31-May-18	27	95	52	100
30-May-18	27	95	52	100
29-May-18	27	95	52	100
28-May-18	27	95	52	100
27-May-18	27	95	52	100

## Harddisk Usage SPI\_Webserver

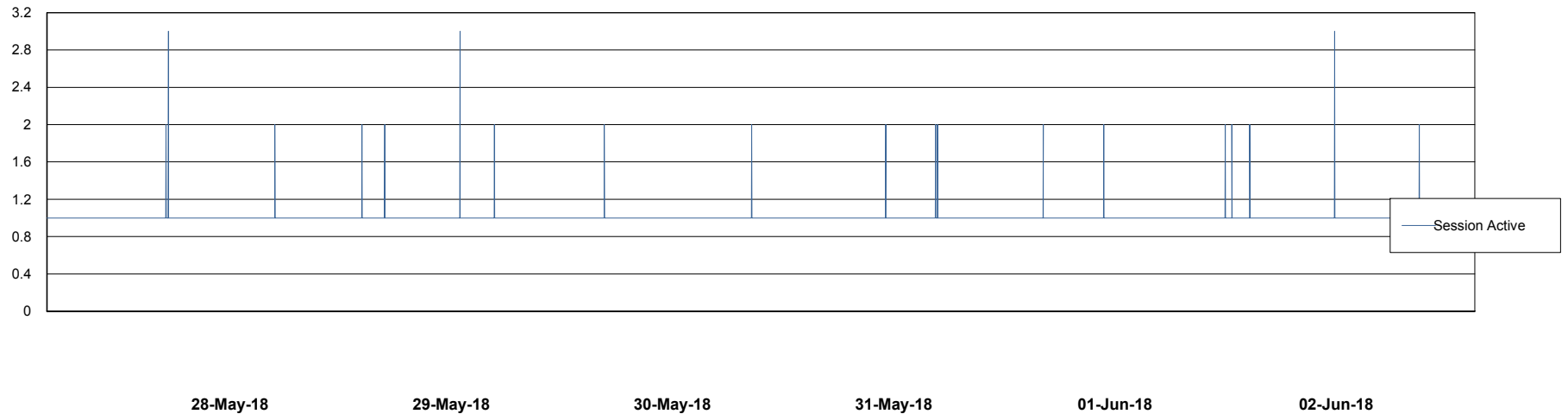
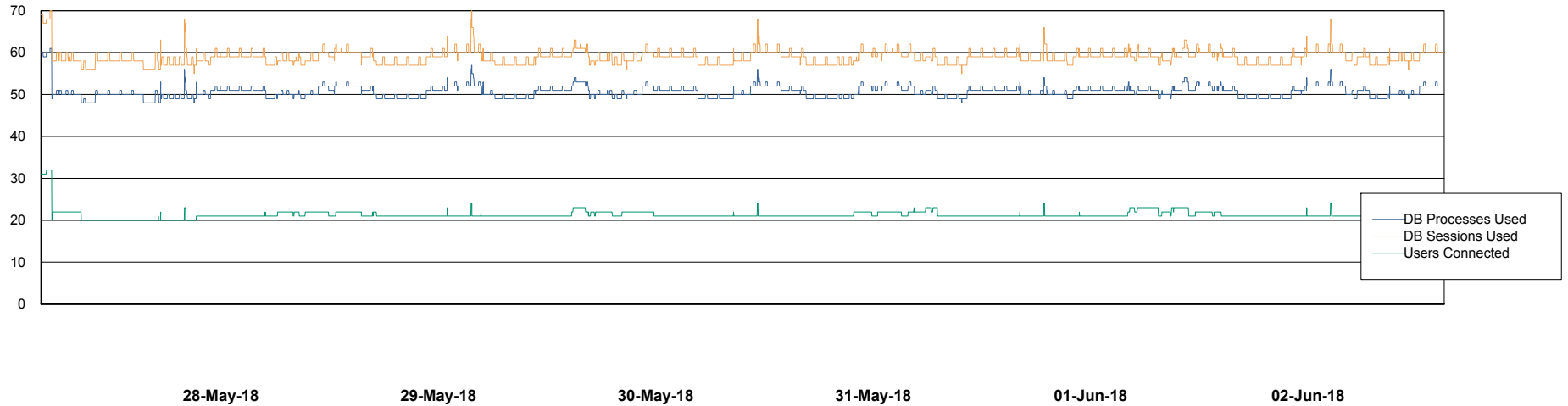
	Free disk space on c: (%)	Total disk space on c: (Gb)	Free disk space on e: (%)	Total disk space on e: (Gb)
02-Jun-18	20	60	52	80
01-Jun-18	20	60	52	80
31-May-18	20	60	52	80
30-May-18	20	60	52	80
29-May-18	20	60	52	80
28-May-18	20	60	52	80
27-May-18	20	60	52	80

# Weekly SLA Customer Report

Customer SPI\_Production  
Database ID 49



## Database Performance SPIDB\_Production


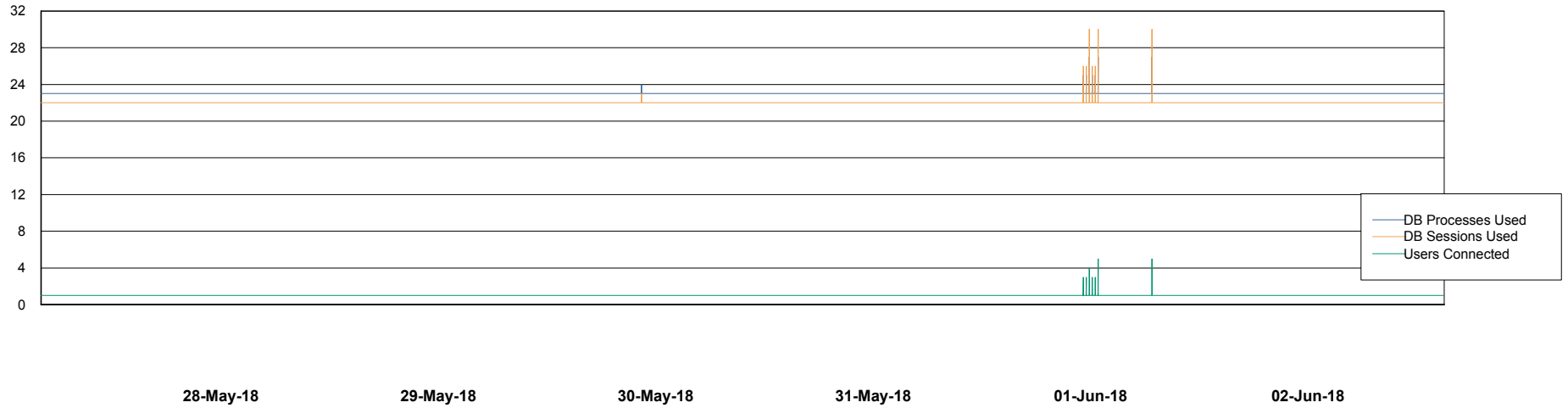


# Weekly SLA Customer Report

Customer SPI\_Production  
Database ID 49



## Database Performance SPIDB\_Standby



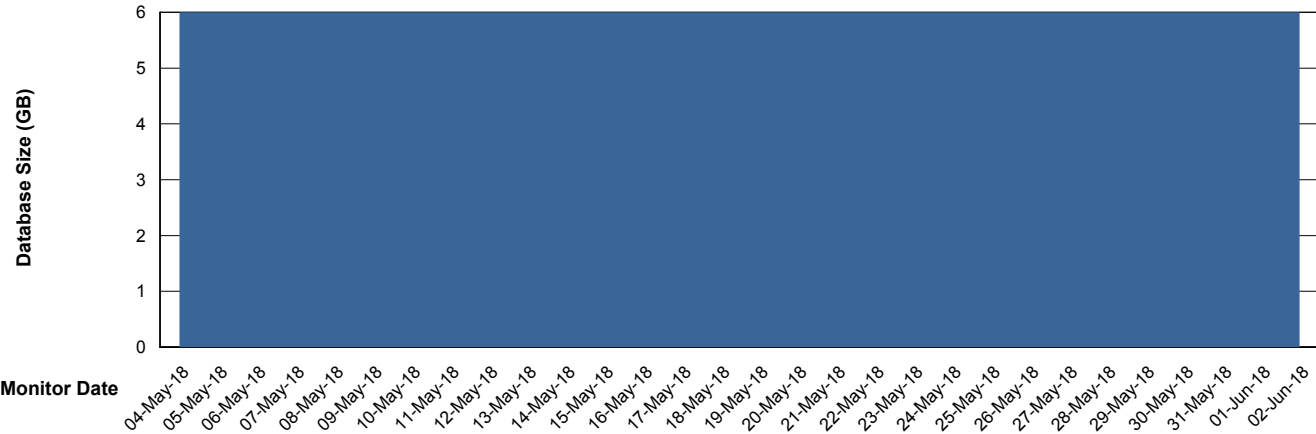
# Weekly SLA Customer Report

Customer SPI\_Production  
 Database ID 49



DATABASE SIZE SPIDB\_Production

Database growth over last month



Database Tablespace SPIDB\_Production

Date	Tablespace Name	Filesize (Gb)	Usedsize (Gb)	Percentage free
02-Jun-18	ABSDATA	6	4	33
	INDX	6	4	33
01-Jun-18	ABSDATA	6	4	33
	INDX	6	4	33
31-May-18	ABSDATA	6	4	33
	INDX	6	4	33
30-May-18	ABSDATA	6	4	33
	INDX	6	4	33
29-May-18	ABSDATA	6	4	33
	INDX	6	4	33
28-May-18	ABSDATA	6	4	33
	INDX	6	4	33
27-May-18	ABSDATA	6	4	33
	INDX	6	4	33