

# Weekly SLA Customer Report

Customer SPI\_Production  
Database ID 49



## Harddisk Usage SPI\_PRD\_ORACLE1

	Free disk space on c: (%)	Total disk space on c: (Gb)	Free disk space on e: (%)	Total disk space on e: (Gb)
21/04/2018	26	95	53	100
20/04/2018	26	95	53	100
19/04/2018	26	95	53	100
18/04/2018	26	95	53	100
17/04/2018	26	95	53	100
16/04/2018	26	95	52	100
15/04/2018	27	95	52	100

## Harddisk Usage SPI\_Webserver

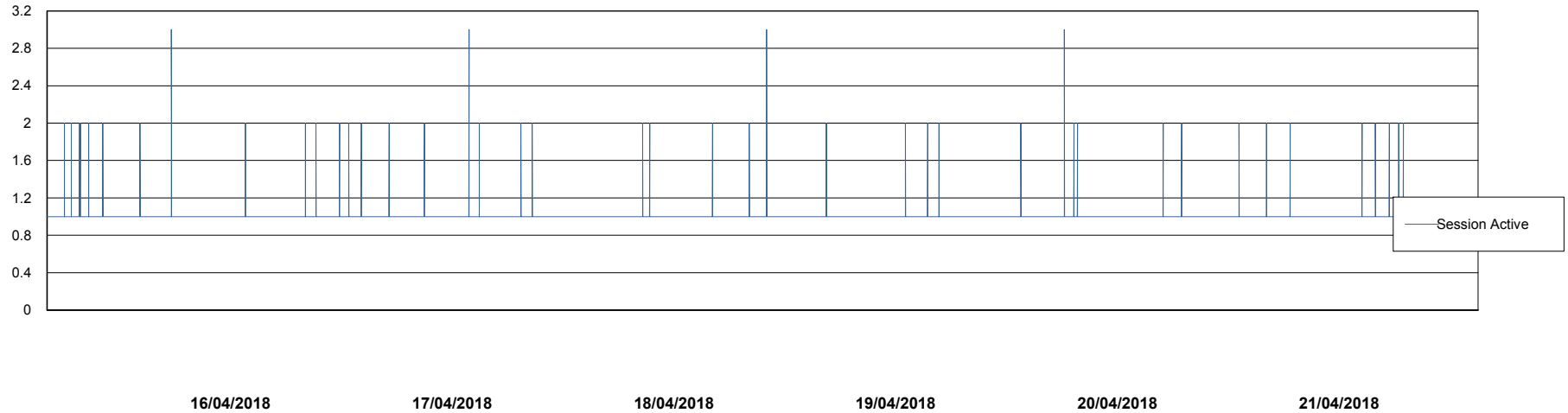
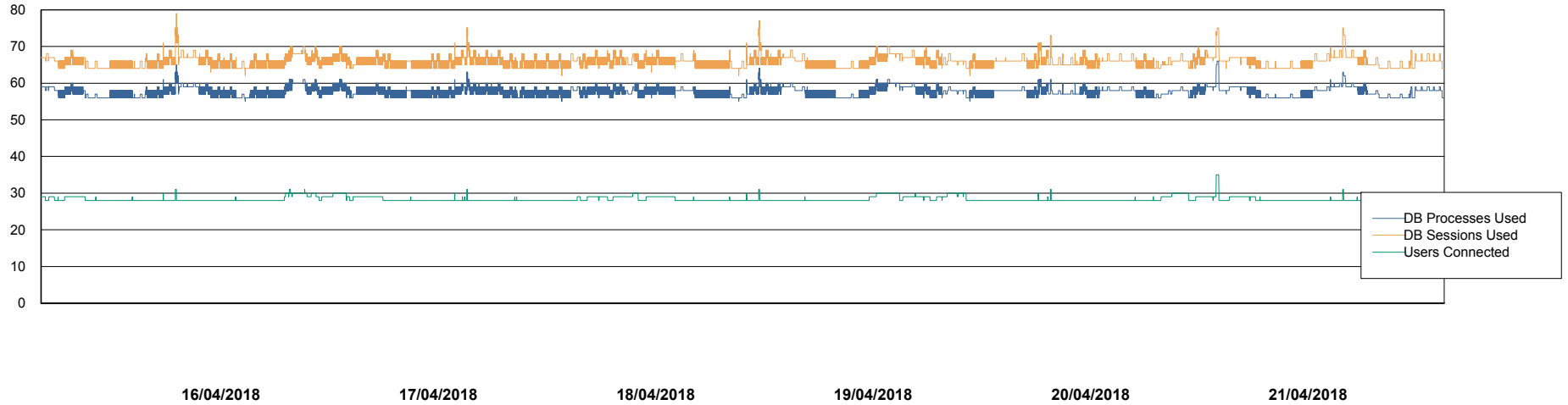
	Free disk space on c: (%)	Total disk space on c: (Gb)	Free disk space on e: (%)	Total disk space on e: (Gb)
21/04/2018	21	60	52	80
20/04/2018	21	60	52	80
19/04/2018	21	60	52	80
18/04/2018	21	60	52	80
17/04/2018	21	60	52	80
16/04/2018	21	60	51	80
15/04/2018	14	60	52	80

# Weekly SLA Customer Report

Customer SPI\_Production  
Database ID 49



## Database Performance SPIDB\_Production

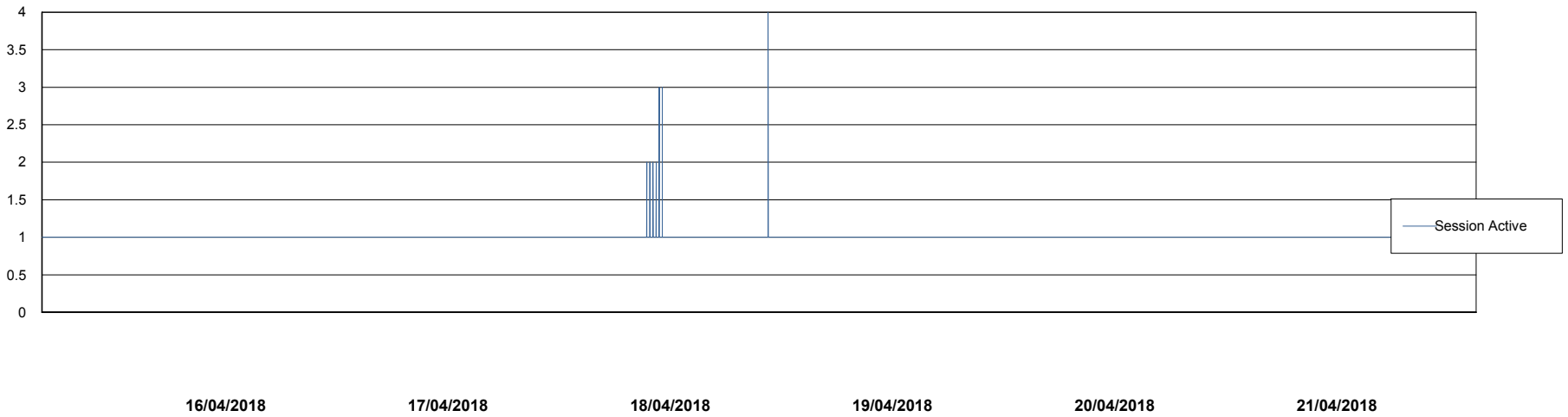
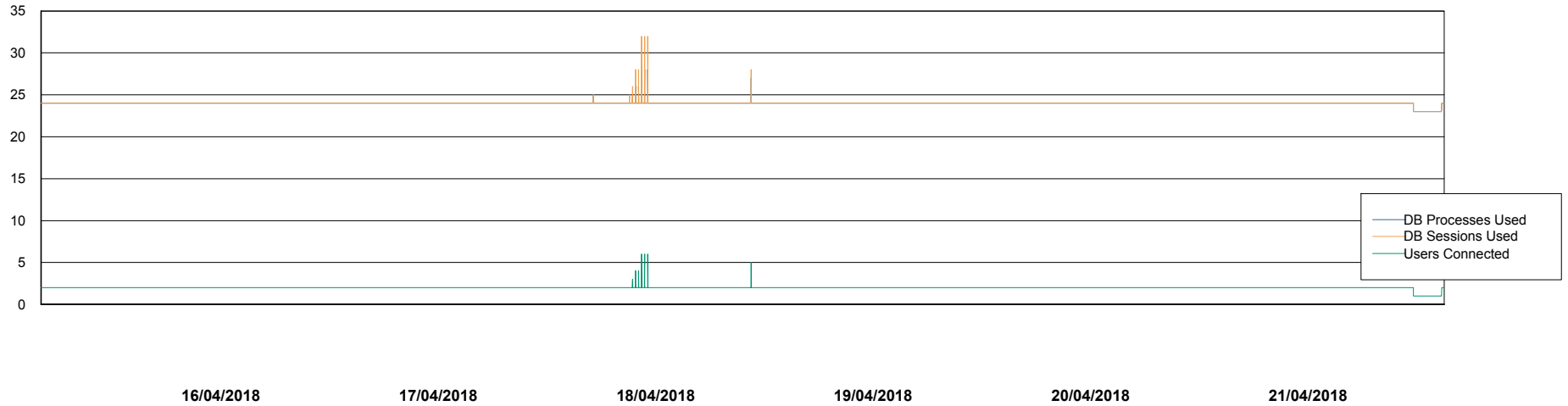


# Weekly SLA Customer Report

Customer SPI\_Production  
Database ID 49



## Database Performance SPIDB\_Standby



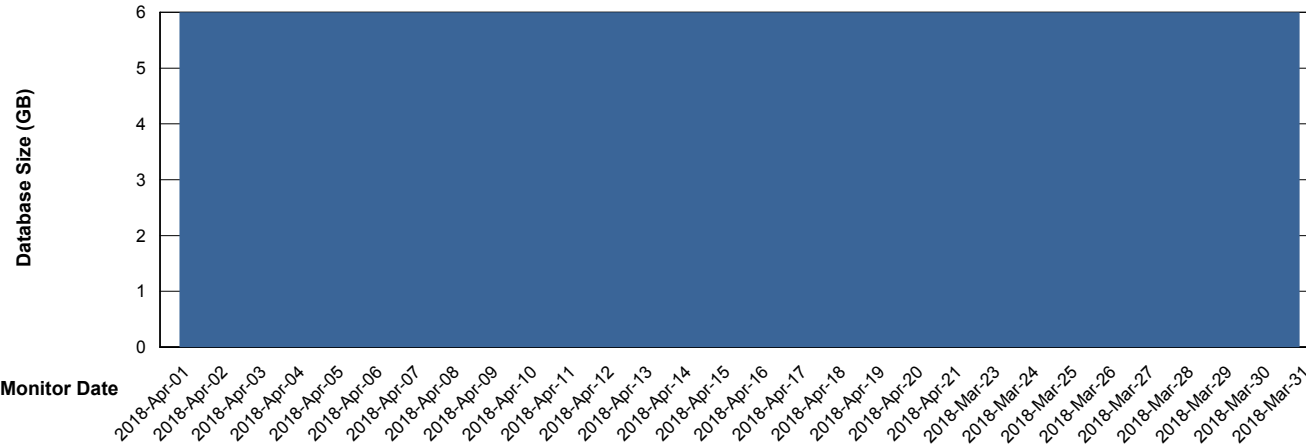
# Weekly SLA Customer Report

Customer SPI\_Production  
 Database ID 49



DATABASE SIZE SPIDB\_Production

Database growth over last month



Database Tablespace SPIDB\_Production

Date	Tablespace Name	Filesize (Gb)	Usedsize (Gb)	Percentage free
21/04/2018	ABSDATA	6	4	33
	INDX	6	4	33
20/04/2018	ABSDATA	6	4	33
	INDX	6	4	33
19/04/2018	ABSDATA	6	4	33
	INDX	6	4	33
18/04/2018	ABSDATA	6	4	33
	INDX	6	4	33
17/04/2018	ABSDATA	6	4	33
	INDX	6	4	33
16/04/2018	ABSDATA	6	4	33
	INDX	6	4	33
15/04/2018	ABSDATA	6	4	33
	INDX	6	4	33