

# Weekly SLA Customer Report

Customer CSC\_Production  
Database ID 50



## Harddisk Usage CSC\_PRD\_ABS01

	Free disk space on c: (%)	Total disk space on c: (Gb)	Free disk space on d: (%)	Total disk space on d: (Gb)
21/04/2018	45	110	51	210
20/04/2018	45	110	51	210
19/04/2018	45	110	51	210
18/04/2018	45	110	51	210
17/04/2018	45	110	51	210
16/04/2018	45	110	51	210
15/04/2018	45	110	51	210

## Harddisk Usage CSC\_PRD\_ABS02

	Free disk space on c: (%)	Total disk space on c: (Gb)
21/04/2018	36	80
20/04/2018	36	80
19/04/2018	36	80
18/04/2018	36	80
17/04/2018	36	80
16/04/2018	36	80
15/04/2018	37	80

# Weekly SLA Customer Report

Customer CSC\_Production  
Database ID 50



## Harddisk Usage CSC\_PRD\_ABS4

	Free disk space on c: (%)	Total disk space on c: (Gb)
21/04/2018	58	80
20/04/2018	58	80
19/04/2018	58	80
18/04/2018	58	80
17/04/2018	58	80
16/04/2018	58	80
15/04/2018	58	80

## Harddisk Usage CSC\_PRD\_ABS5

	Free disk space on c: (%)	Total disk space on c: (Gb)
21/04/2018	52	80
20/04/2018	52	80
19/04/2018	52	80
18/04/2018	52	80
17/04/2018	52	80
16/04/2018	52	80
15/04/2018	52	80

# Weekly SLA Customer Report

Customer CSC\_Production  
 Database ID 50



Harddisk Usage CSC\_PRD\_SRV\_Primary

	Free disk space on c: (%)	Total disk space on c: (Gb)	Free disk space on d: (%)	Total disk space on d: (Gb)	Free disk space on e: (%)	Total disk space on e: (Gb)
21/04/2018	75	150	54	600	22	900
20/04/2018	75	150	54	600	16	900
19/04/2018	75	150	54	600	18	900
18/04/2018	75	150	54	600	25	900
17/04/2018	75	150	55	600	28	900
16/04/2018	75	150	57	600	36	900
15/04/2018	75	150	57	600	33	900

Harddisk Usage CSC\_PRD\_SRV\_Standby

	Free disk space on c: (%)	Total disk space on c: (Gb)	Free disk space on d: (%)	Total disk space on d: (Gb)	Free disk space on e: (%)	Total disk space on e: (Gb)
21/04/2018	79	150	73	600	57	700
20/04/2018	79	150	73	600	57	700
19/04/2018	79	150	73	600	57	700
18/04/2018	79	150	73	600	58	700
17/04/2018	79	150	73	600	58	700
16/04/2018	79	150	73	600	58	700
15/04/2018	79	150	73	600	57	700

# Weekly SLA Customer Report

Customer CSC\_Production  
Database ID 50



Harddisk Usage CSC\_PRD\_WEBSRV

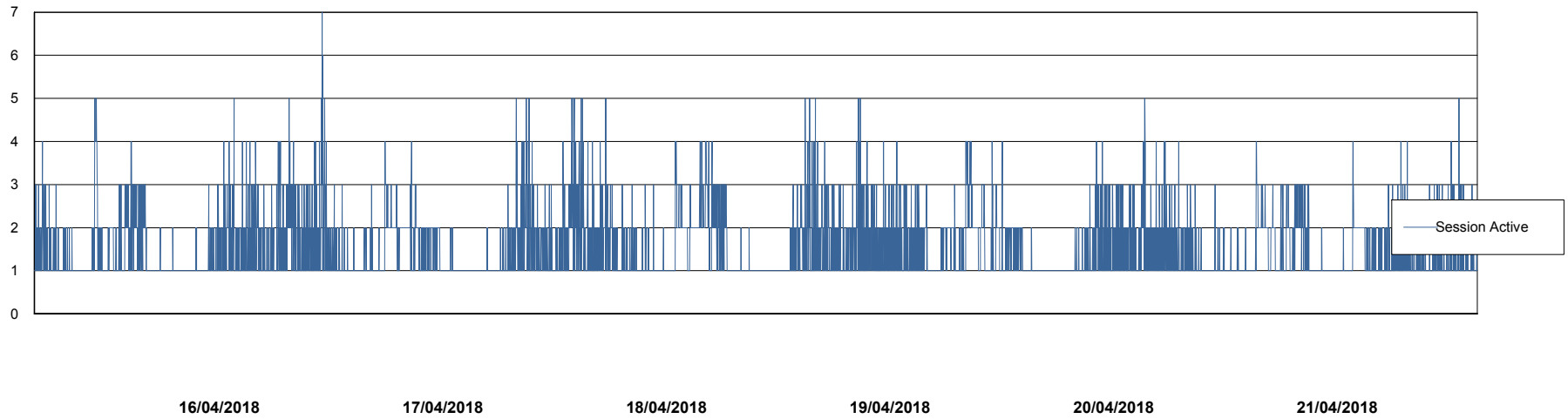
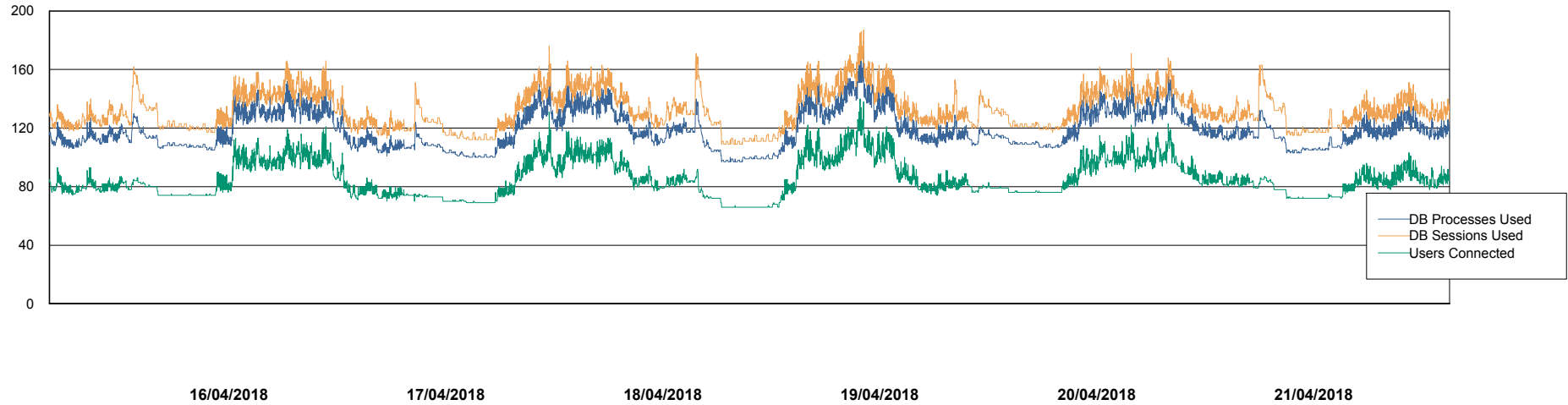
		Total disk space on c: (Gb)
21/04/2018	45	59
20/04/2018	45	59
19/04/2018	45	59
18/04/2018	45	59
17/04/2018	45	59
16/04/2018	45	59
15/04/2018	45	59

# Weekly SLA Customer Report

Customer CSC\_Production  
Database ID 50



## Database Performance CSCDB\_Primary

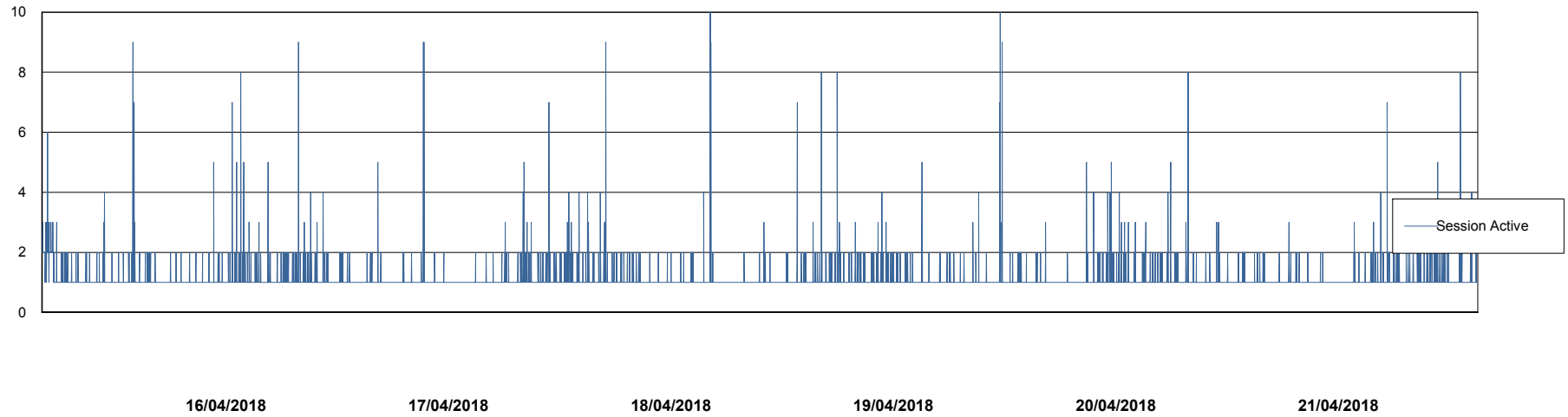
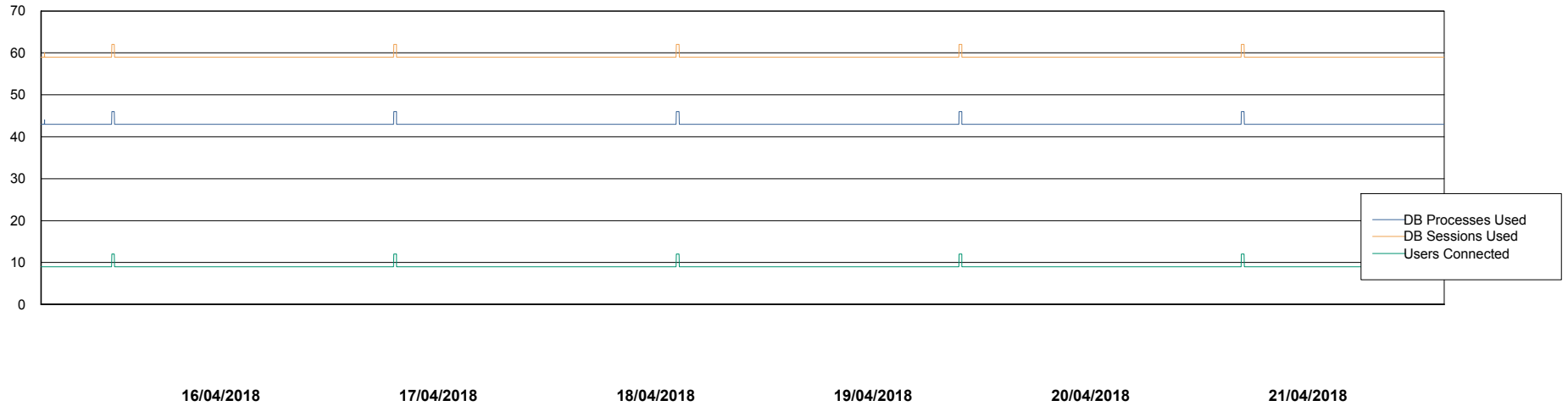


# Weekly SLA Customer Report

Customer CSC\_Production  
Database ID 50



## Database Performance CSCDB\_Standby



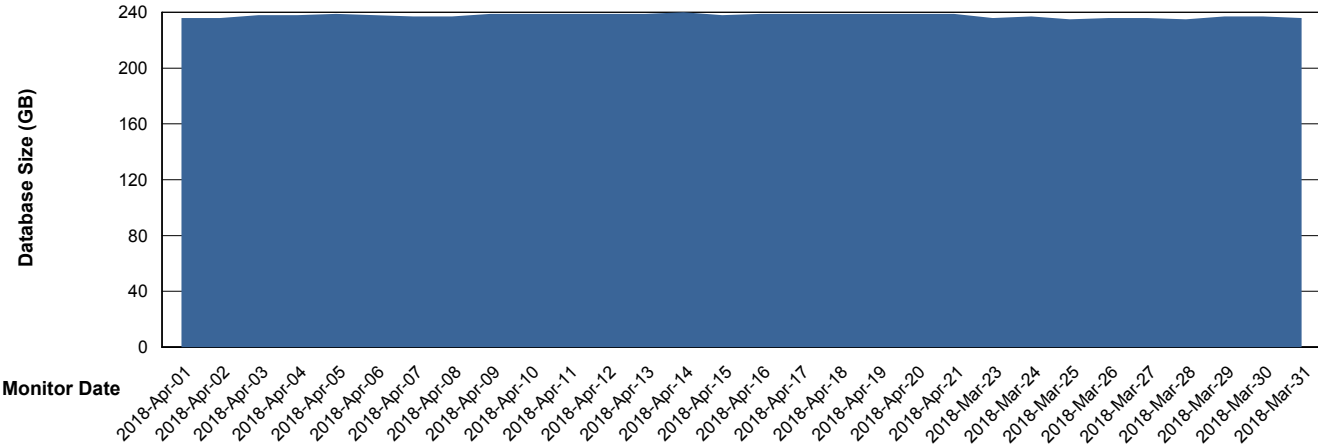
# Weekly SLA Customer Report

Customer CSC\_Production  
 Database ID 50



**DATABASE SIZE** CSCDB\_Primary

**Database growth over last month**



**Database Tablespace** CSCDB\_Primary

Date	Tablespace Name	Filesize (Gb)	Usedsize (Gb)	Percentage free
21/04/2018	ABSDATA	127	88	31
	INDX	176	148	16
20/04/2018	ABSDATA	127	89	30
	INDX	176	148	16
19/04/2018	ABSDATA	127	88	31
	INDX	176	148	16
18/04/2018	ABSDATA	127	88	31
	INDX	176	148	16
17/04/2018	ABSDATA	127	88	31
	INDX	176	148	16
16/04/2018	ABSDATA	127	88	31
	INDX	176	148	16
15/04/2018	ABSDATA	127	88	31
	INDX	176	148	16

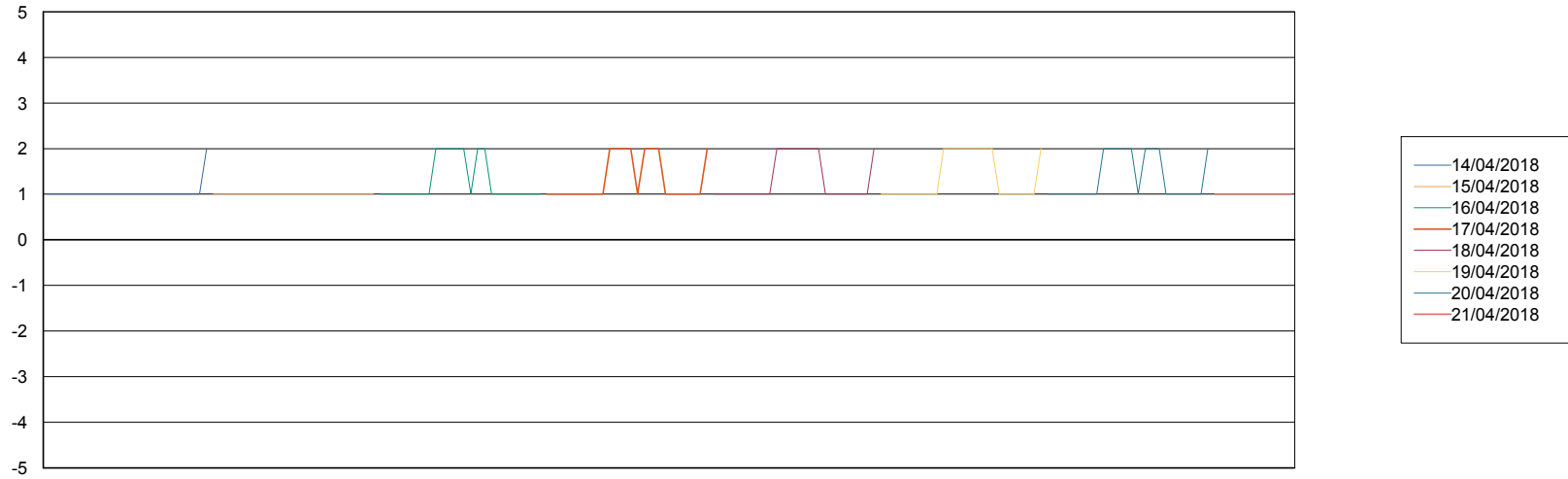
# Weekly SLA Customer Report

Customer CSC\_Production  
Database ID 50



Standby Database Health CSC\_Production

## Recovery lag for last 7 days



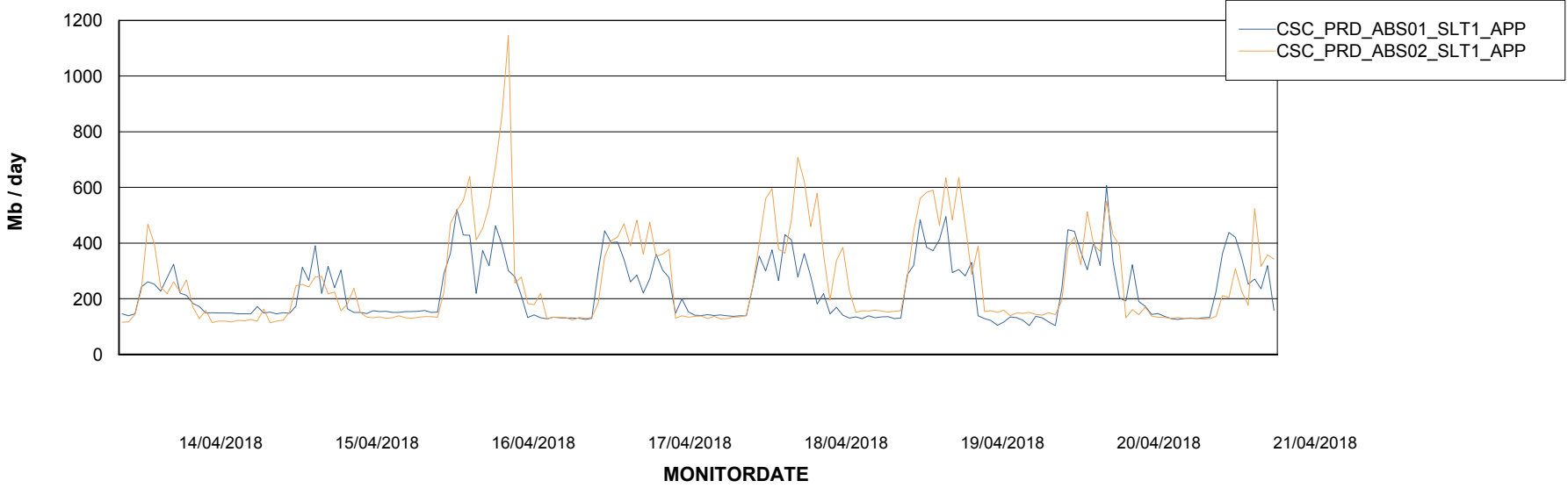
# Weekly SLA Customer Report

Customer CSC\_Production  
Database ID 50

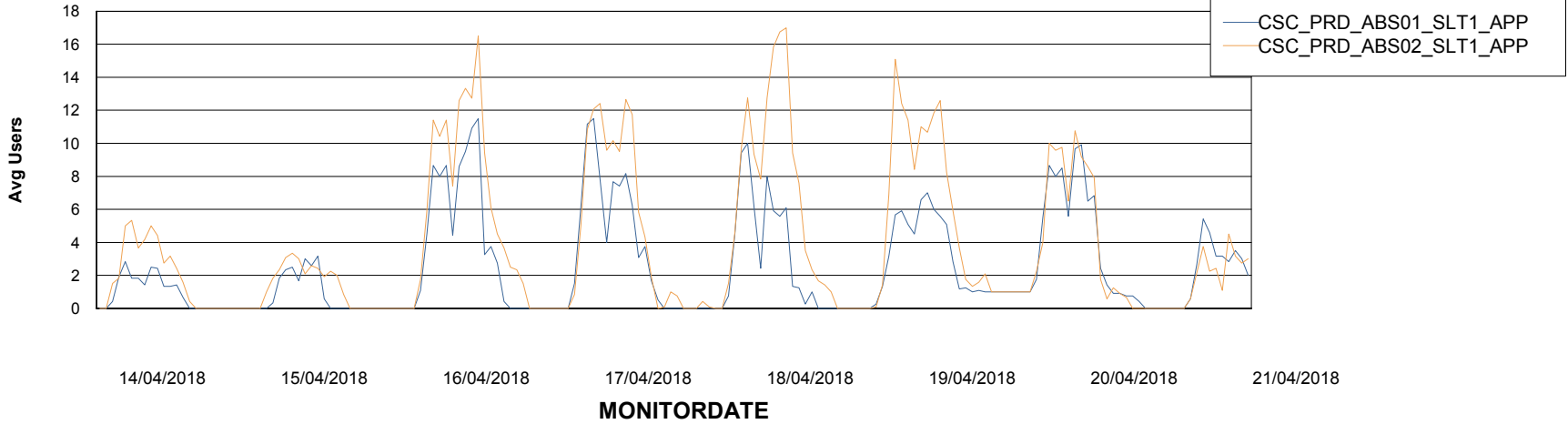


## ABSSolute Application Server Services

### Avg memory used per ABS Server Service



### Avg users per day per ABS server



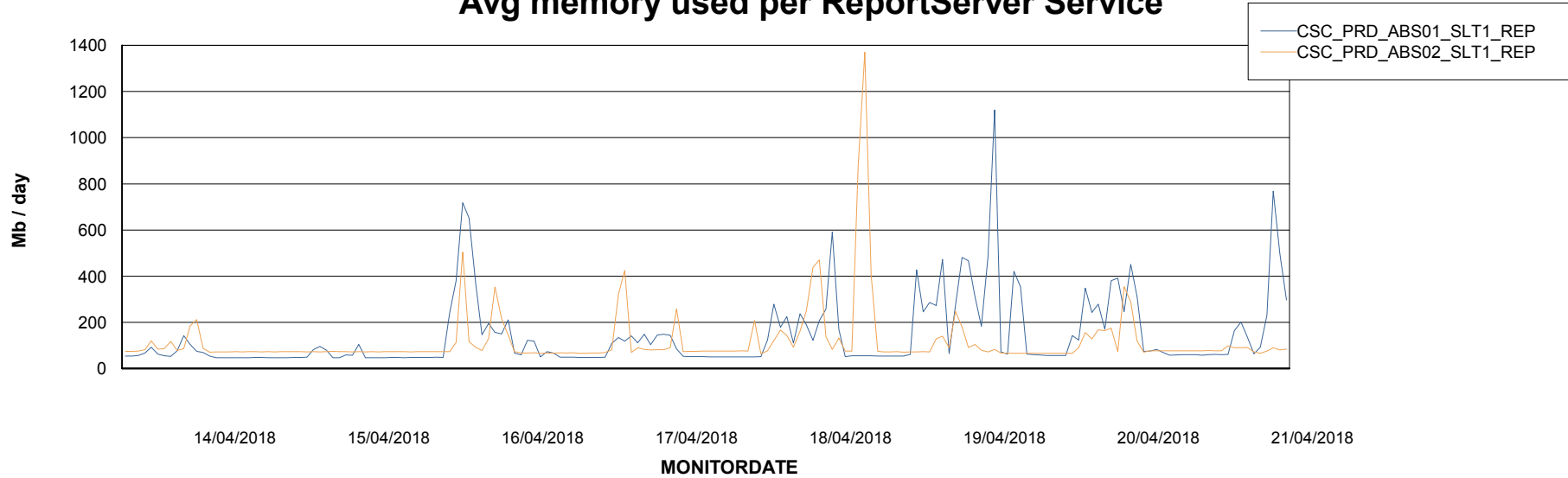
# Weekly SLA Customer Report

Customer CSC\_Production  
Database ID 50



## ABSSolute Application ReportServer Services

### Avg memory used per ReportServer Service



### Disaster per ABS component

