

Weekly SLA Customer Report

Customer SPI_Production
Database ID 49



Harddisk Usage SPI_PRD_ORACLE1

	Free disk space on c: (%)	Total disk space on c: (Gb)	Free disk space on e: (%)	Total disk space on e: (Gb)
14/04/2018	27	95	52	100
13/04/2018	27	95	52	100
12/04/2018	27	95	52	100
11/04/2018	27	95	52	100
10/04/2018	27	95	52	100
09/04/2018	27	95	52	100
08/04/2018	27	95	52	100

Harddisk Usage SPI_Webserver

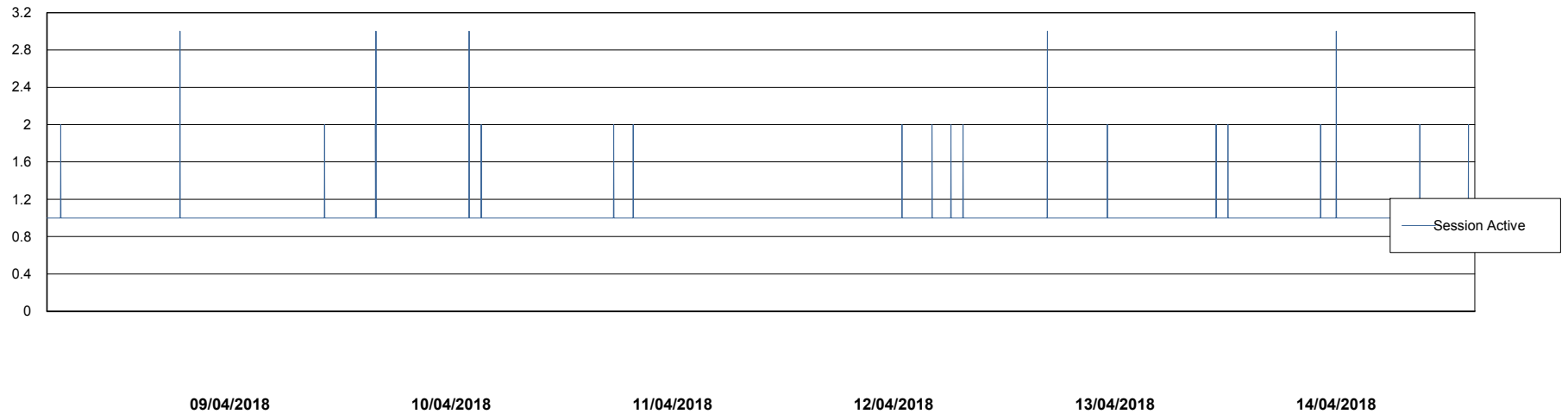
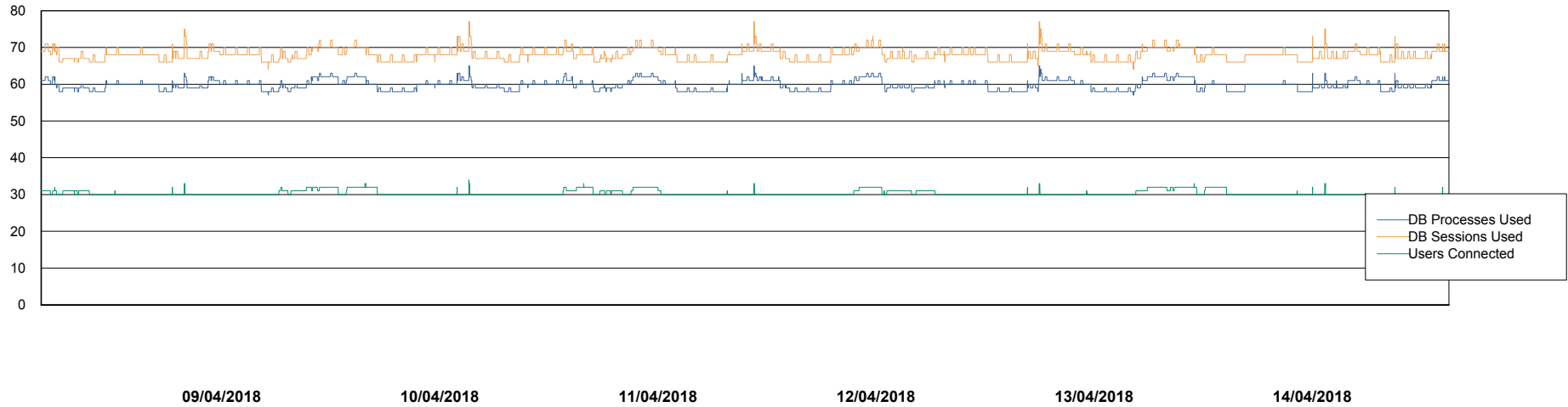
	Free disk space on c: (%)	Total disk space on c: (Gb)	Free disk space on e: (%)	Total disk space on e: (Gb)
14/04/2018	15	60	52	80
13/04/2018	15	60	52	80
12/04/2018	16	60	51	80
11/04/2018	16	60	52	80
10/04/2018	17	60	51	80
09/04/2018	17	60	51	80
08/04/2018	17	60	51	80

Weekly SLA Customer Report

Customer SPI_Production
Database ID 49



Database Performance SPIDB_Production


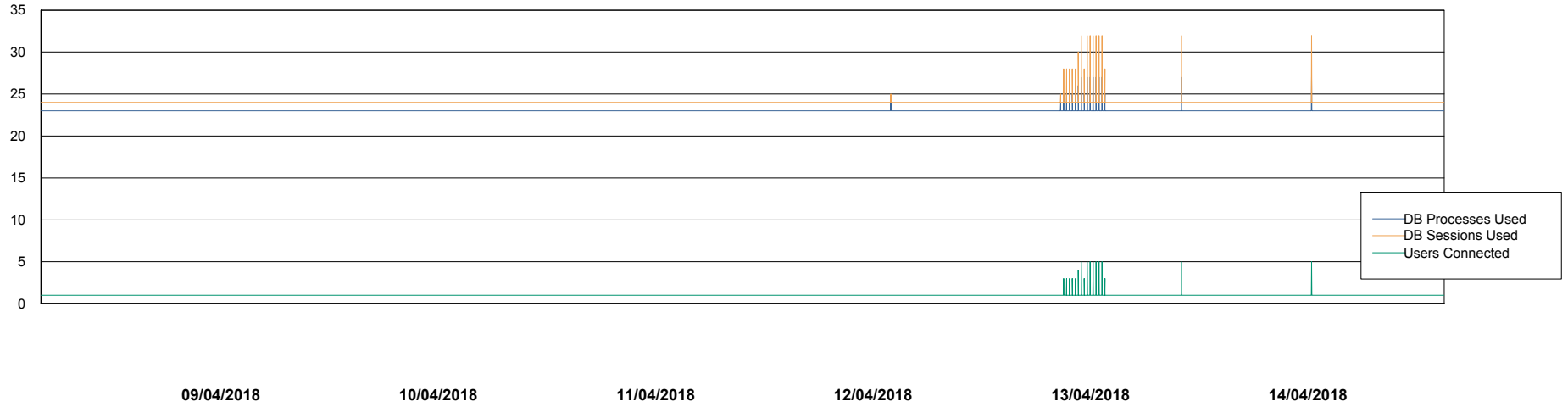


Weekly SLA Customer Report

Customer SPI_Production
Database ID 49



Database Performance SPIDB_Standby



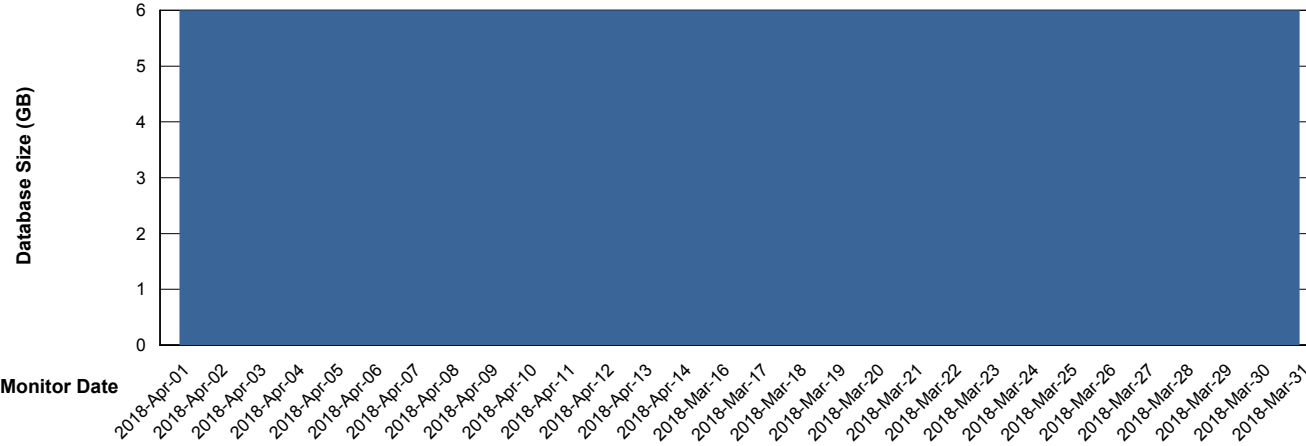
Weekly SLA Customer Report

Customer SPI_Production
 Database ID 49



DATABASE SIZE SPIDB_Production

Database growth over last month



Database Tablespace SPIDB_Production

Date	Tablespace Name	Filesize (Gb)	Usedsize (Gb)	Percentage free
14/04/2018	ABSDATA	6	4	33
	INDX	6	4	33
13/04/2018	ABSDATA	6	4	33
	INDX	6	4	33
12/04/2018	ABSDATA	6	4	33
	INDX	6	4	33
11/04/2018	ABSDATA	6	4	33
	INDX	6	4	33
10/04/2018	ABSDATA	6	4	33
	INDX	6	4	33
09/04/2018	ABSDATA	6	4	33
	INDX	6	4	33
08/04/2018	ABSDATA	6	4	33
	INDX	6	4	33