

# Weekly SLA Customer Report

Customer PCO Production  
Database ID 44



## Harddisk Usage PCO\_PRD\_ORACLE1

	Free disk space on c: (%)	Total disk space on c: (Gb)	Free disk space on d: (%)	Total disk space on d: (Gb)
14/04/2018	60	279	19	838
13/04/2018	60	279	21	838
12/04/2018	60	279	22	838
11/04/2018	60	279	23	838
10/04/2018	60	279	27	838
09/04/2018	60	279	22	838
08/04/2018	60	279	21	838

## Harddisk Usage PCO\_PRD\_ORACLE2

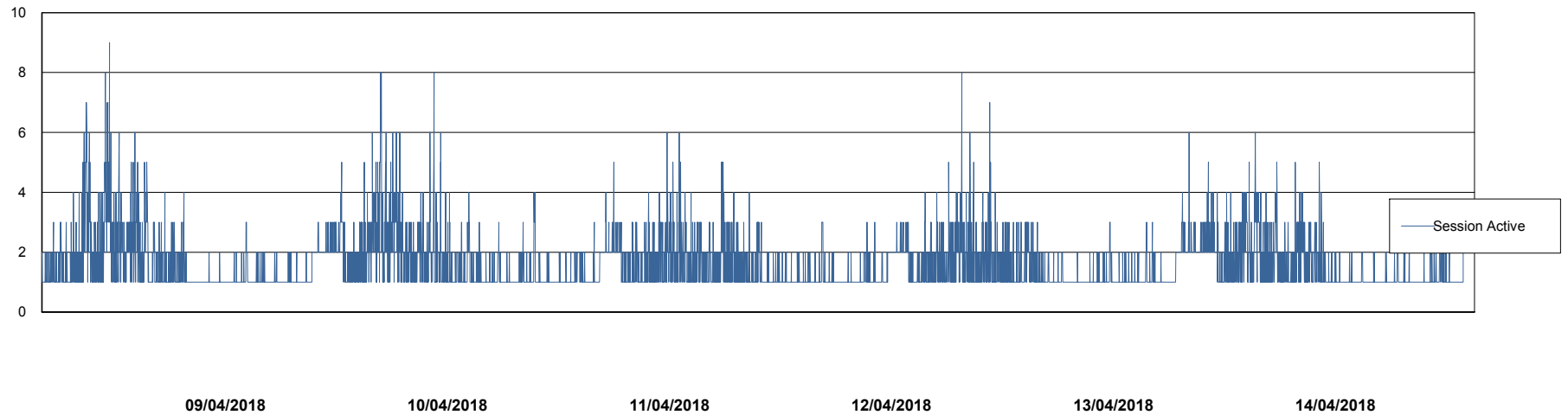
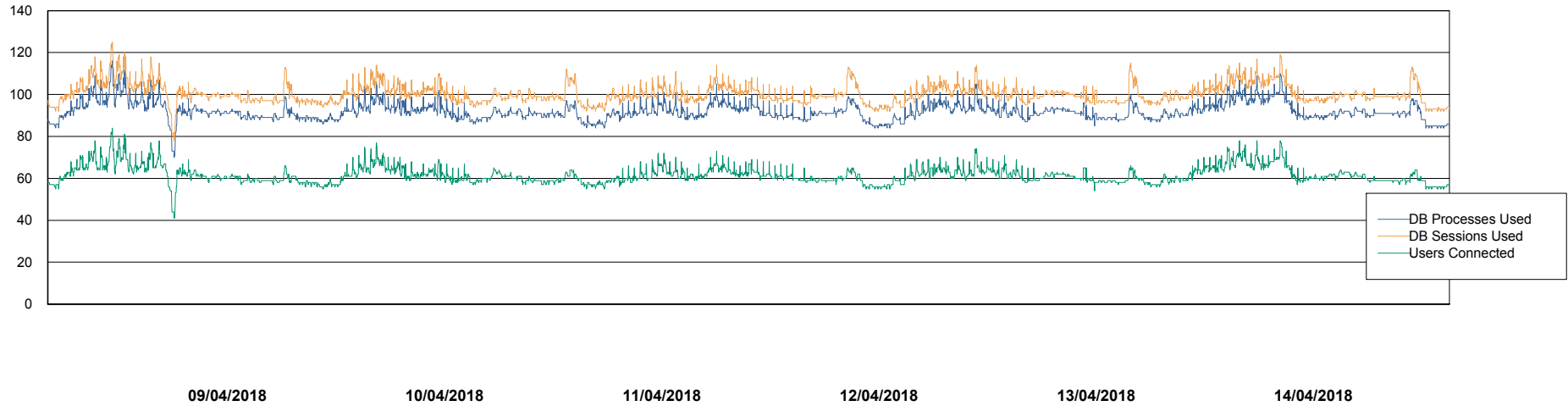
	Free disk space on c: (%)	Total disk space on c: (Gb)	Free disk space on d: (%)	Total disk space on d: (Gb)
14/04/2018	75	279	24	838
13/04/2018	76	279	24	838
12/04/2018	76	279	24	838
11/04/2018	76	279	25	838
10/04/2018	76	279	25	838
09/04/2018	76	279	26	838
08/04/2018	76	279	26	838

# Weekly SLA Customer Report

Customer PCO Production  
Database ID 44



## Database Performance PCODB\_Production

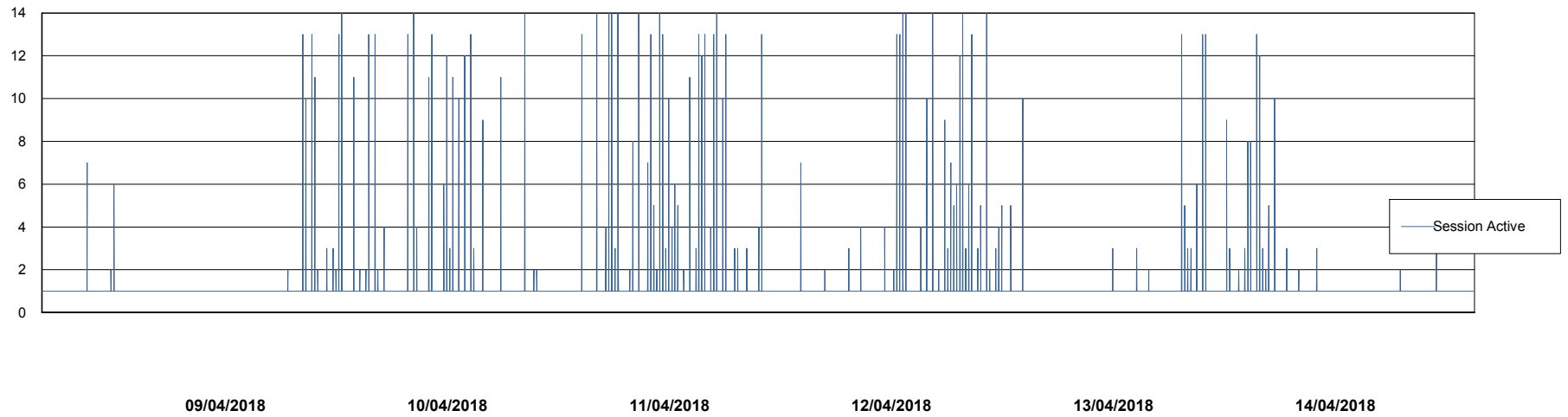
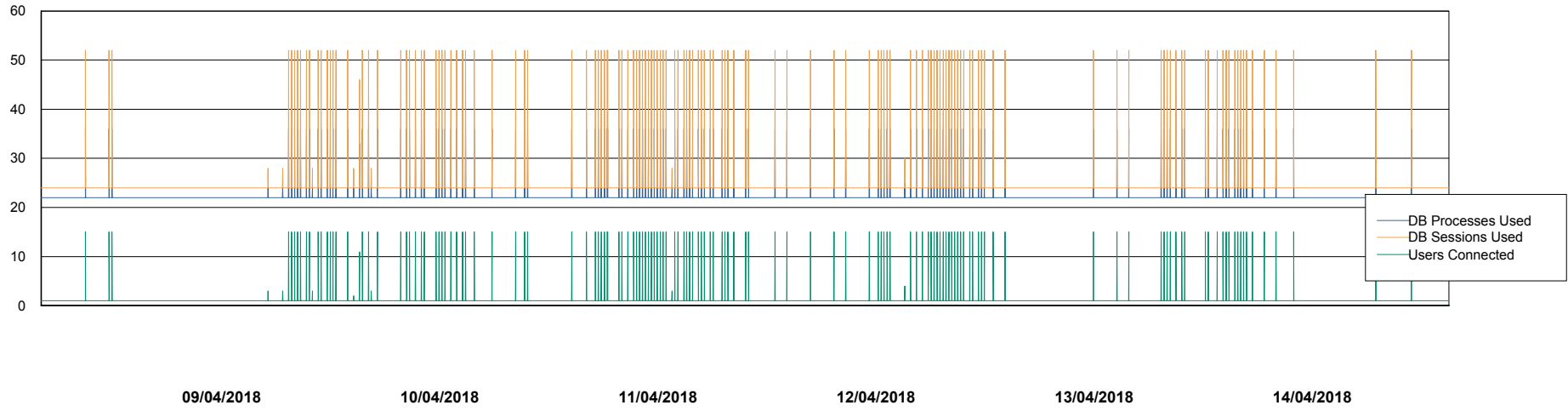


# Weekly SLA Customer Report

Customer PCO Production  
Database ID 44



## Database Performance PCODB\_Standby



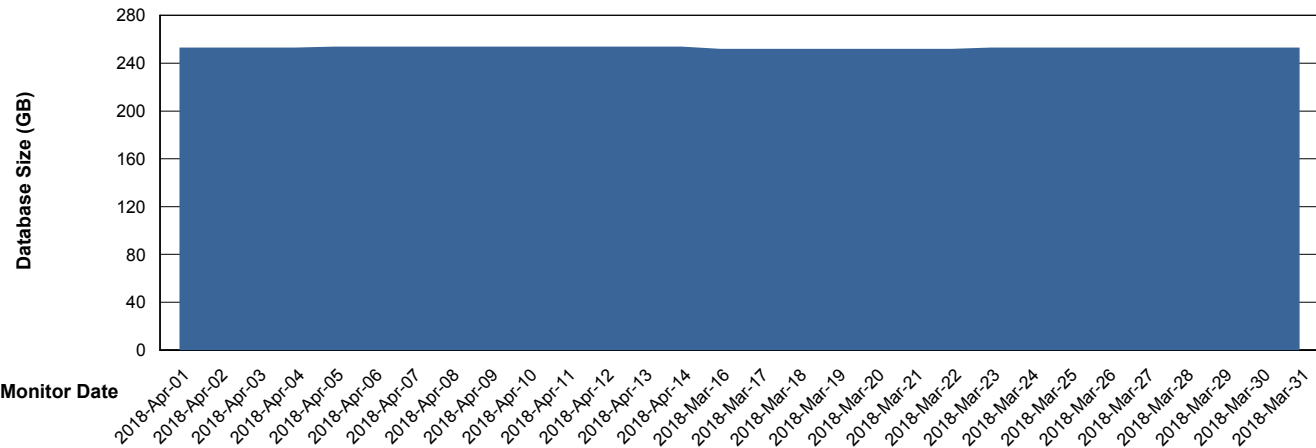
# Weekly SLA Customer Report

Customer PCO Production  
 Database ID 44



**DATABASE SIZE** PCODB\_Production

**Database growth over last month**



**Database Tablespace** PCODB\_Production

Date	Tablespace Name	Filesize (Gb)	Usedsize (Gb)	Percentage free
14/04/2018	ABSDATA	103	87	16
	INDX	192	165	14
13/04/2018	ABSDATA	103	87	16
	INDX	192	165	14
12/04/2018	ABSDATA	103	87	16
	INDX	192	165	14
11/04/2018	ABSDATA	103	87	16
	INDX	192	165	14
10/04/2018	ABSDATA	103	87	16
	INDX	192	165	14
09/04/2018	ABSDATA	103	87	16
	INDX	192	165	14
08/04/2018	ABSDATA	103	87	16
	INDX	192	165	14

# Weekly SLA Customer Report

Customer PCO Production  
Database ID 44



Standby Database Health PCO Production

## Recovery lag for last 7 days

