

Weekly SLA Customer Report

Customer SPI_Production
Database ID 49



Harddisk Usage SPI_PRD_ORACLE1

	Free disk space on c: (%)	Total disk space on c: (Gb)	Free disk space on e: (%)	Total disk space on e: (Gb)
07/04/2018	27	95	52	100
06/04/2018	27	95	52	100
05/04/2018	27	95	52	100
04/04/2018	27	95	52	100
03/04/2018	27	95	52	100
02/04/2018	27	95	52	100
01/04/2018	27	95	51	100

Harddisk Usage SPI_Webserver

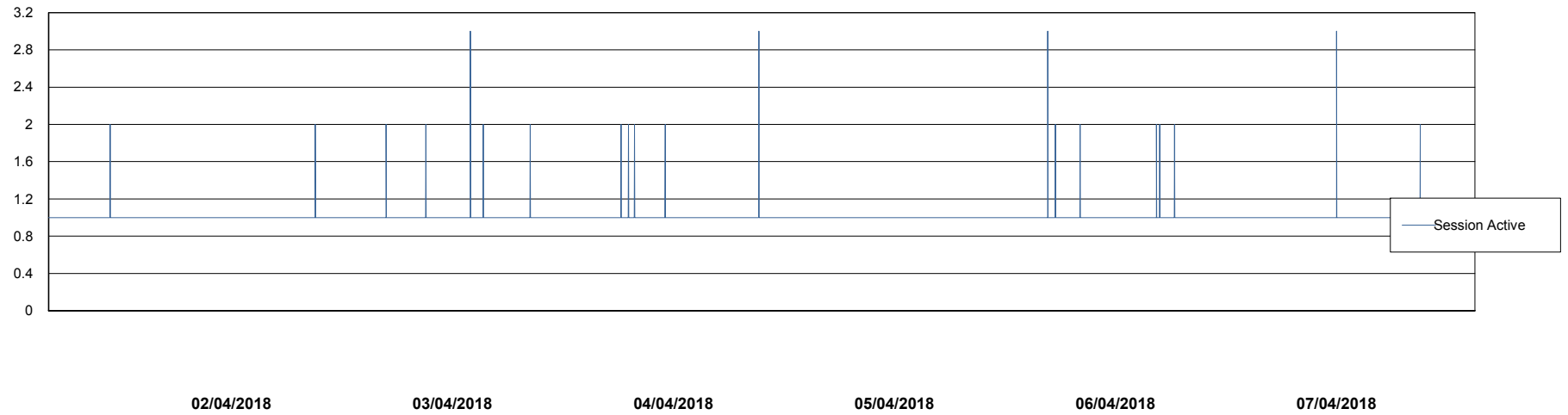
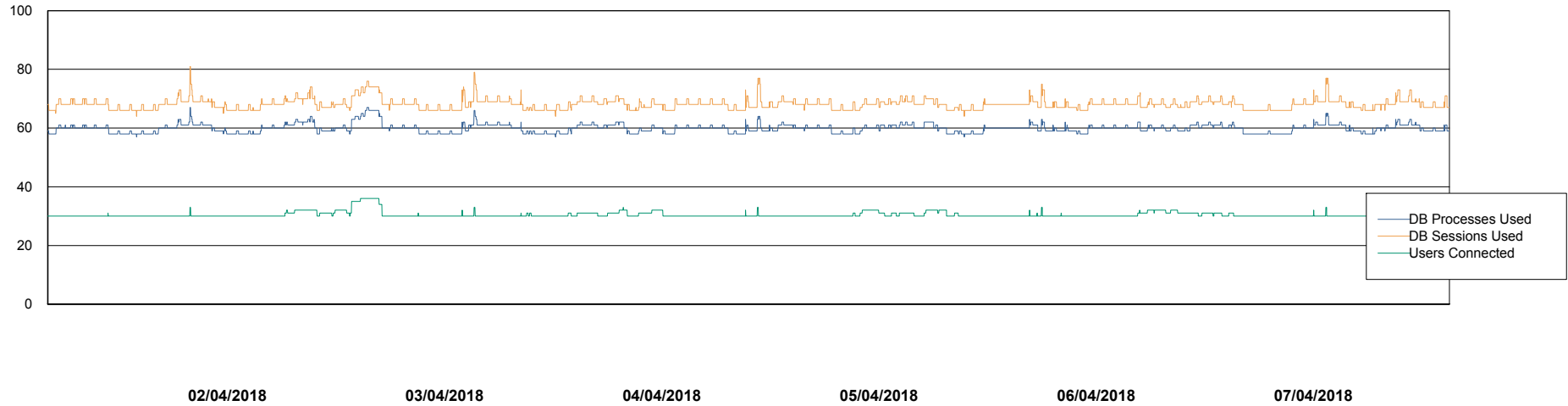
	Free disk space on c: (%)	Total disk space on c: (Gb)	Free disk space on e: (%)	Total disk space on e: (Gb)
07/04/2018	17	60	51	80
06/04/2018	17	60	51	80
05/04/2018	17	60	51	80
04/04/2018	16	60	51	80
03/04/2018	16	60	51	80
02/04/2018	16	60	51	80
01/04/2018	16	60	51	80

Weekly SLA Customer Report

Customer SPI_Production
Database ID 49



Database Performance SPIDB_Production

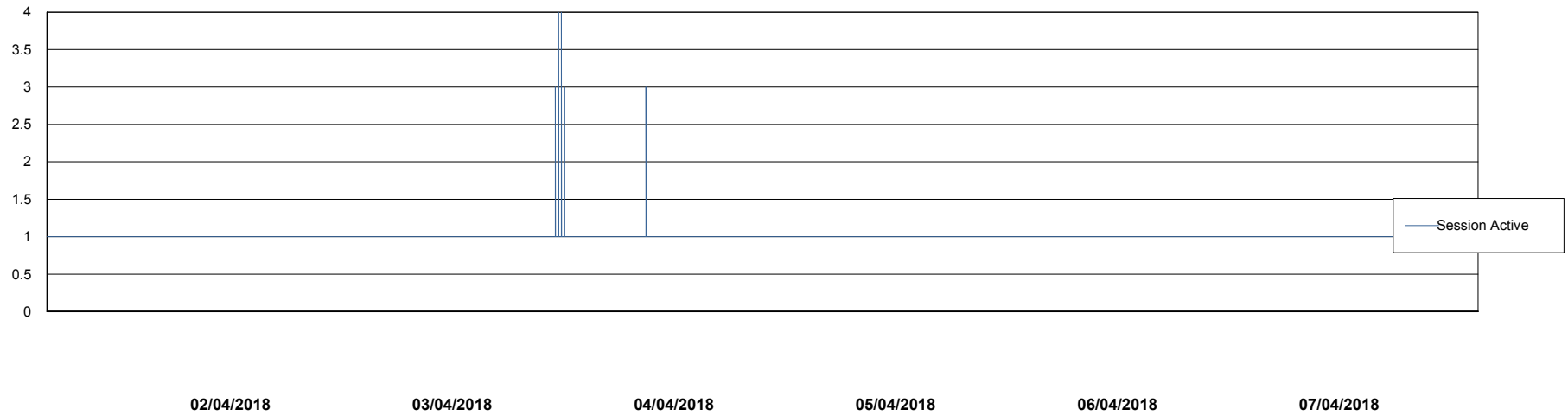
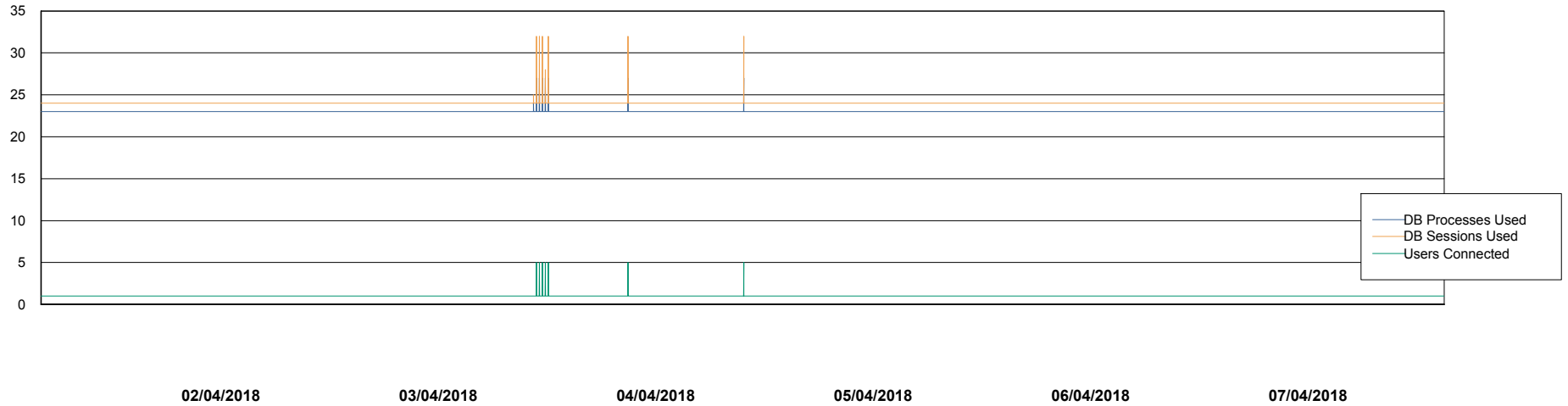


Weekly SLA Customer Report

Customer SPI_Production
Database ID 49



Database Performance SPIDB_Standby



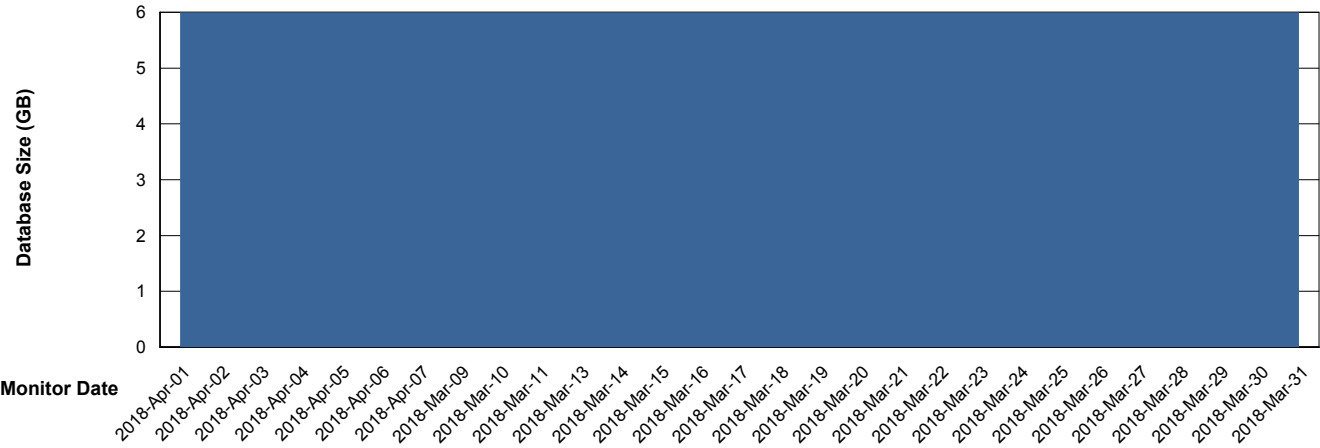
Weekly SLA Customer Report

Customer SPI_Production
 Database ID 49



DATABASE SIZE SPIDB_Production

Database growth over last month



Database Tablespace SPIDB_Production

Date	Tablespace Name	Filesize (Gb)	Usedsize (Gb)	Percentage free
07/04/2018	ABSDATA	6	4	33
	INDX	6	4	33
06/04/2018	ABSDATA	6	4	33
	INDX	6	4	33
05/04/2018	ABSDATA	6	4	33
	INDX	6	4	33
04/04/2018	ABSDATA	6	4	33
	INDX	6	4	33
03/04/2018	ABSDATA	6	4	33
	INDX	6	4	33
02/04/2018	ABSDATA	6	4	33
	INDX	6	4	33
01/04/2018	ABSDATA	6	4	33
	INDX	6	4	33