

# Weekly SLA Customer Report

Customer PCO Production  
Database ID 44



## Harddisk Usage PCO\_PRD\_ORACLE1

	Free disk space on c: (%)	Total disk space on c: (Gb)	Free disk space on d: (%)	Total disk space on d: (Gb)
07/04/2018	61	279	21	838
06/04/2018	60	279	21	838
05/04/2018	60	279	19	838
04/04/2018	60	279	22	838
03/04/2018	60	279	27	838
02/04/2018	60	279	23	838
01/04/2018	60	279	22	838

## Harddisk Usage PCO\_PRD\_ORACLE2

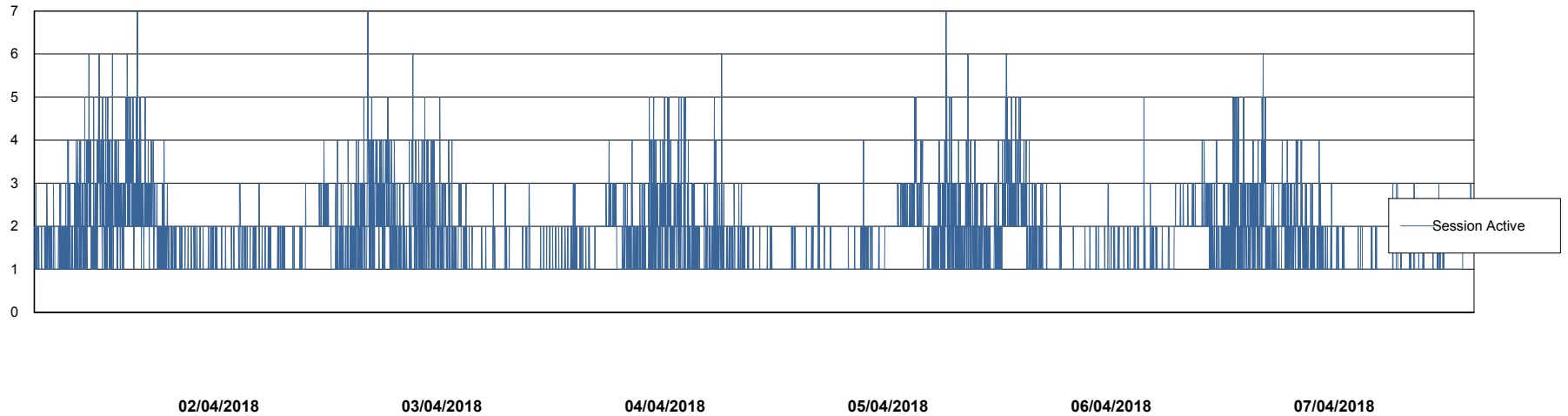
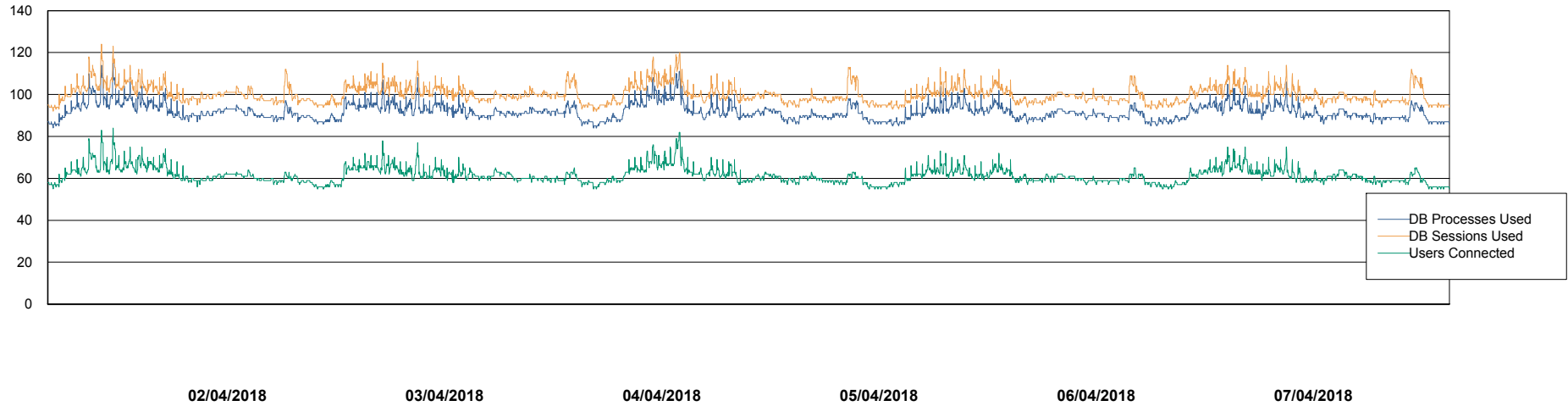
	Free disk space on c: (%)	Total disk space on c: (Gb)	Free disk space on d: (%)	Total disk space on d: (Gb)
07/04/2018	76	279	26	838
06/04/2018	76	279	26	838
05/04/2018	76	279	27	838
04/04/2018	76	279	27	838
03/04/2018	76	279	28	838
02/04/2018	76	279	28	838
01/04/2018	76	279	28	838

# Weekly SLA Customer Report

Customer PCO Production  
Database ID 44



## Database Performance PCODB\_Production

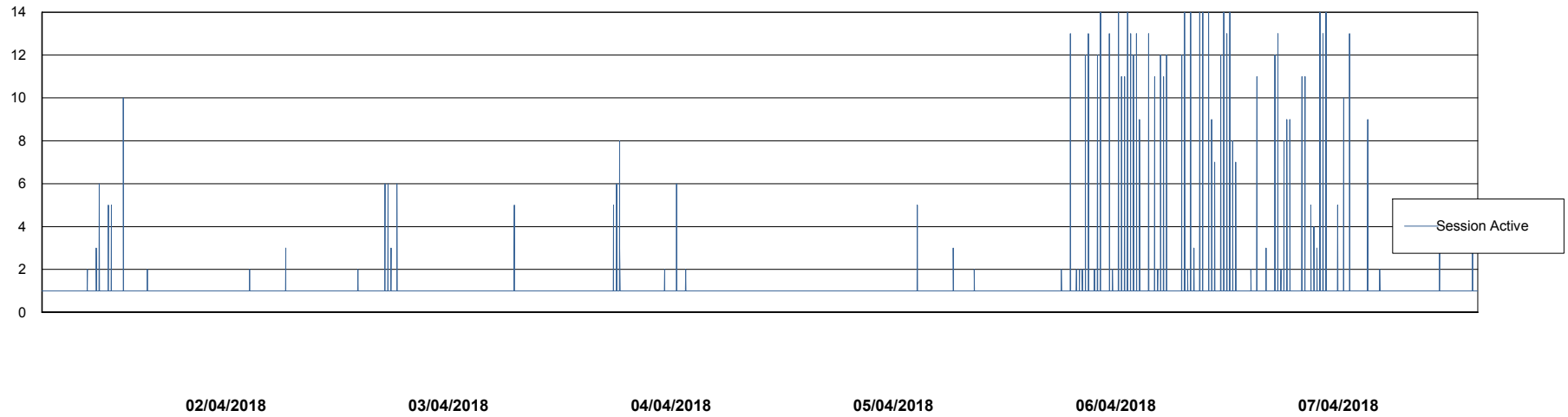
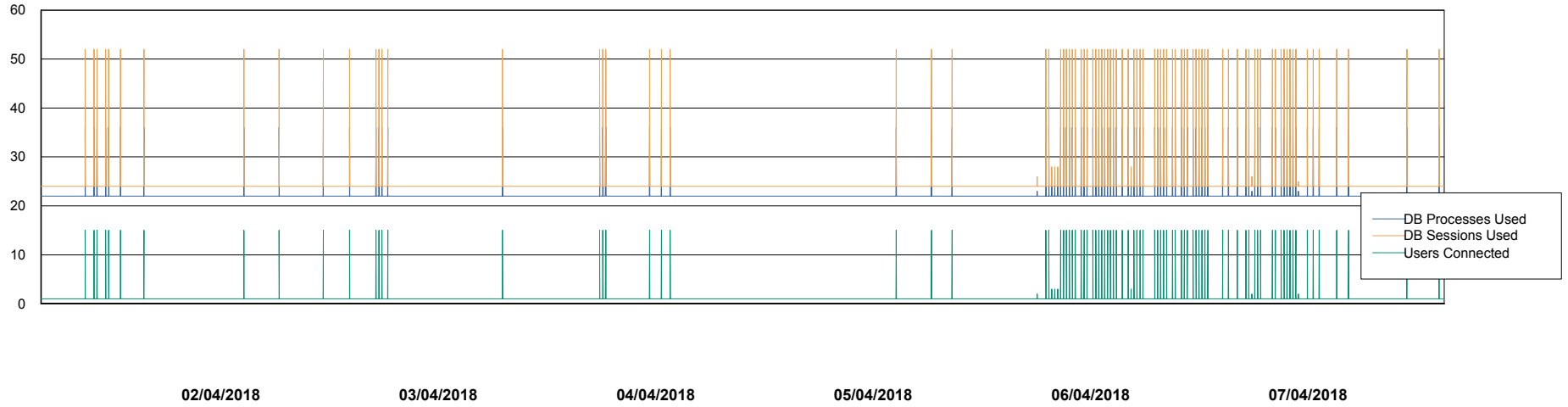


# Weekly SLA Customer Report

Customer PCO Production  
Database ID 44



## Database Performance PCODB\_Standby



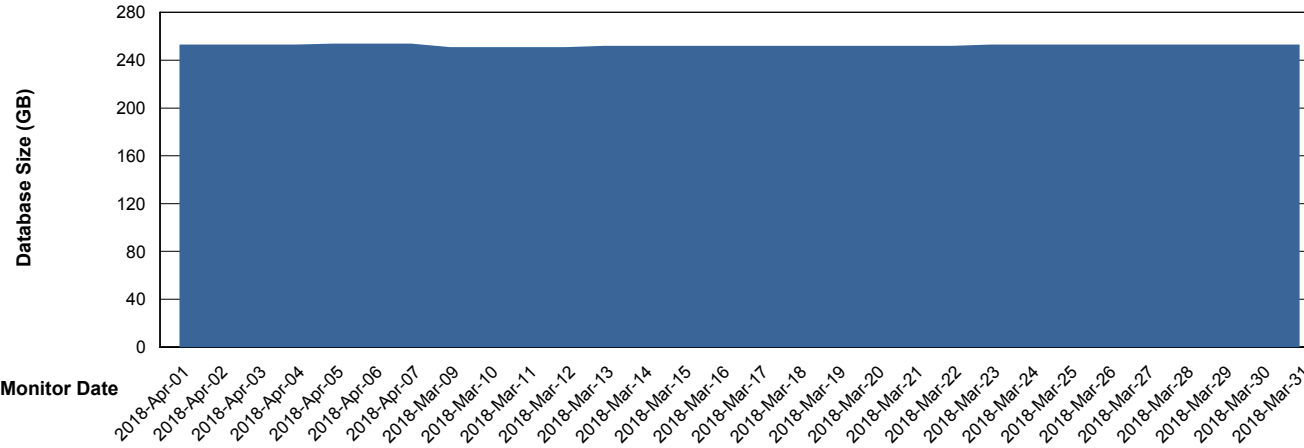
# Weekly SLA Customer Report

Customer PCO Production  
 Database ID 44



**DATABASE SIZE** PCODB\_Production

**Database growth over last month**



**Database Tablespace** PCODB\_Production

Date	Tablespace Name	Filesize (Gb)	Usedsize (Gb)	Percentage free
07/04/2018	ABSDATA	103	87	16
	INDX	192	164	15
06/04/2018	ABSDATA	103	87	16
	INDX	192	164	15
05/04/2018	ABSDATA	103	87	16
	INDX	192	164	15
04/04/2018	ABSDATA	103	87	16
	INDX	192	164	15
03/04/2018	ABSDATA	103	87	16
	INDX	192	164	15
02/04/2018	ABSDATA	103	87	16
	INDX	192	164	15
01/04/2018	ABSDATA	103	87	16
	INDX	192	164	15

# Weekly SLA Customer Report

Customer PCO Production  
Database ID 44



Standby Database Health PCO Production

## Recovery lag for last 7 days

