

Weekly SLA Customer Report

Customer CLO Production
Database ID 38



Harddisk Usage CLO_PRD_CLOBI

	Free disk space on c: (%)	Total disk space on c: (Gb)	Free disk space on d: (%)	Total disk space on d: (Gb)	Free disk space on e: (%)	Total disk space on e: (Gb)
07/04/2018	28	68	26	68	24	68
06/04/2018	29	68	29	68	24	68
05/04/2018	28	68	29	68	24	68
04/04/2018	28	68	29	68	24	68
03/04/2018	28	68	29	68	24	68
02/04/2018	28	68	29	68	24	68
01/04/2018	28	68	29	68	24	68

Harddisk Usage CLO_PRD_CLO_ORACLE_001

	Free disk space on c: (%)	Total disk space on c: (Gb)	Free disk space on d: (%)	Total disk space on d: (Gb)	Free disk space on e: (%)	Total disk space on e: (Gb)
07/04/2018	18	137	31	137	65	107
06/04/2018	18	137	31	137	66	107
05/04/2018	18	137	31	137	69	107
04/04/2018	18	137	31	137	70	107
03/04/2018	19	137	31	137	70	107
02/04/2018	14	137	31	137	69	107
01/04/2018	13	137	31	137	65	107

Weekly SLA Customer Report

Customer CLO Production
Database ID 38



Harddisk Usage CLO_PRD_CLO_ORACLE_002

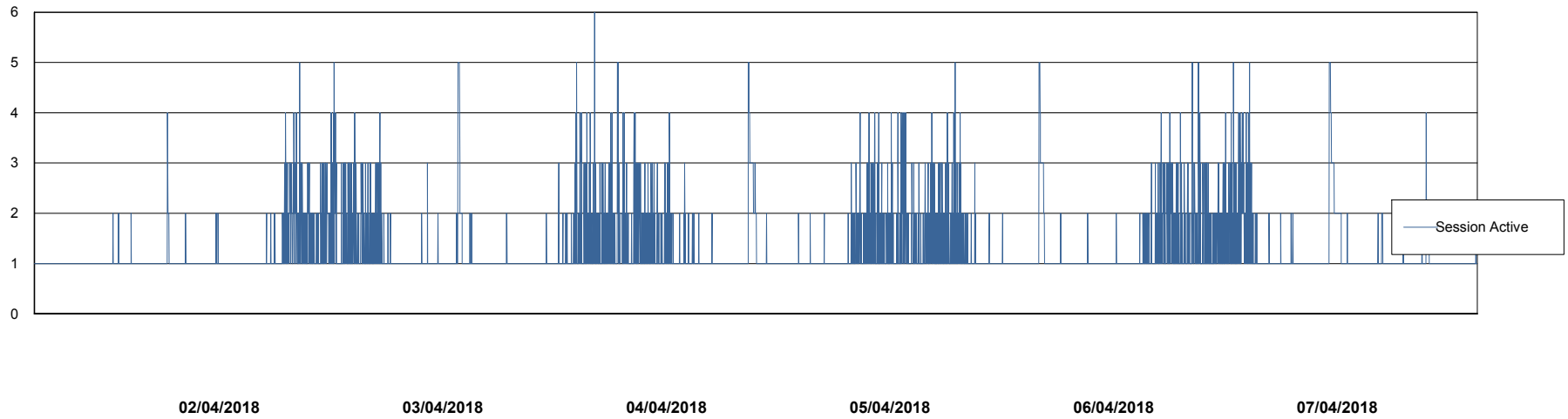
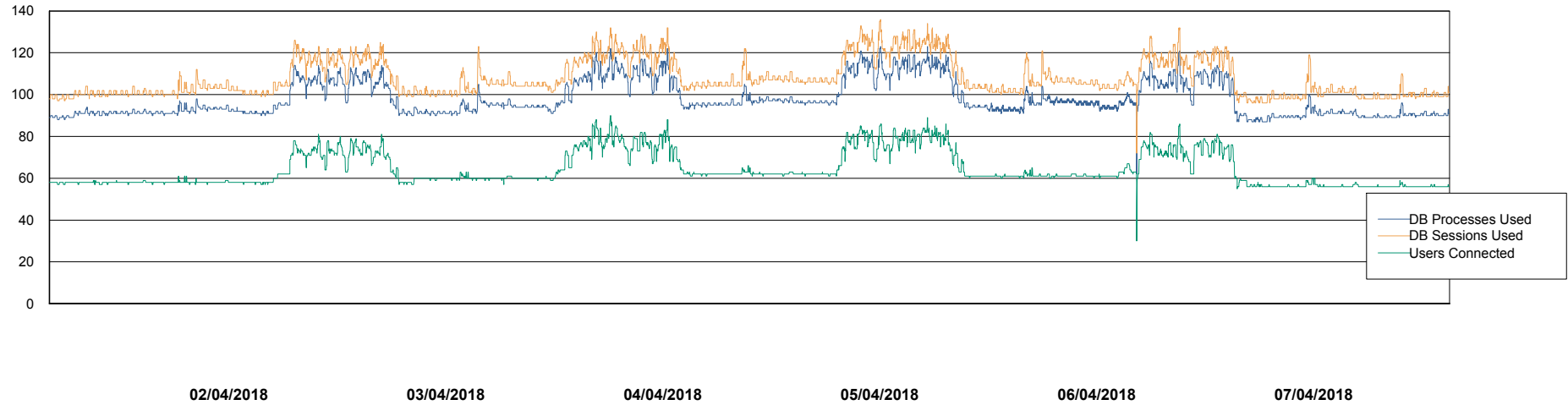
	Free disk space on c: (%)	Total disk space on c: (Gb)	Free disk space on d: (%)	Total disk space on d: (Gb)	Free disk space on e: (%)	Total disk space on e: (Gb)
07/04/2018	23	273	8	137	86	107
06/04/2018	23	273	8	137	87	107
05/04/2018	23	273	8	137	90	107
04/04/2018	23	273	8	137	91	107
03/04/2018	23	273	8	137	91	107
02/04/2018	23	273	8	137	90	107
01/04/2018	23	273	8	137	86	107

Weekly SLA Customer Report

Customer CLO Production
Database ID 38



Database Performance CLODB_Production

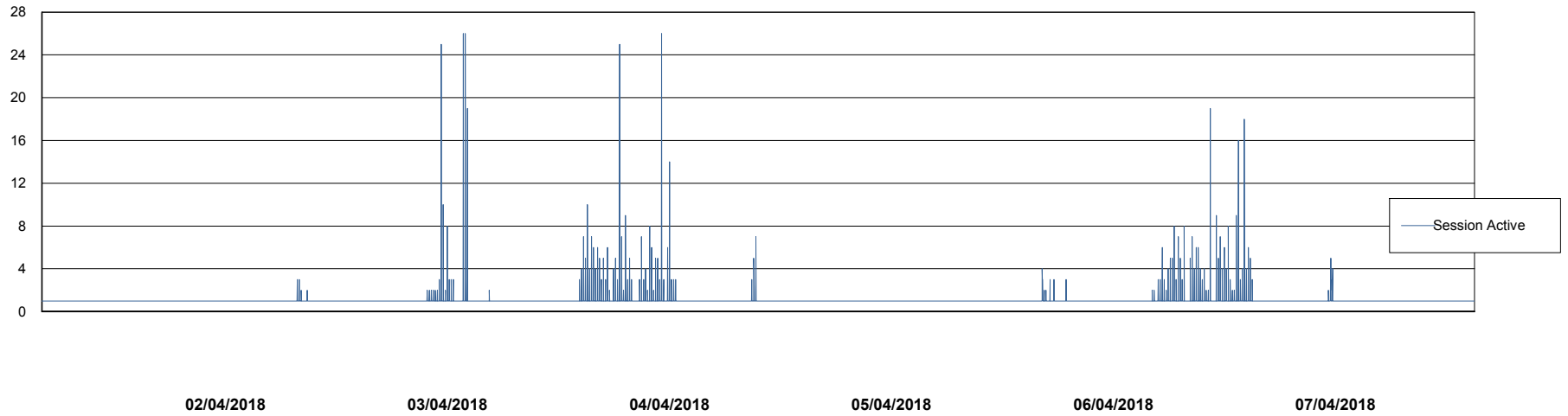
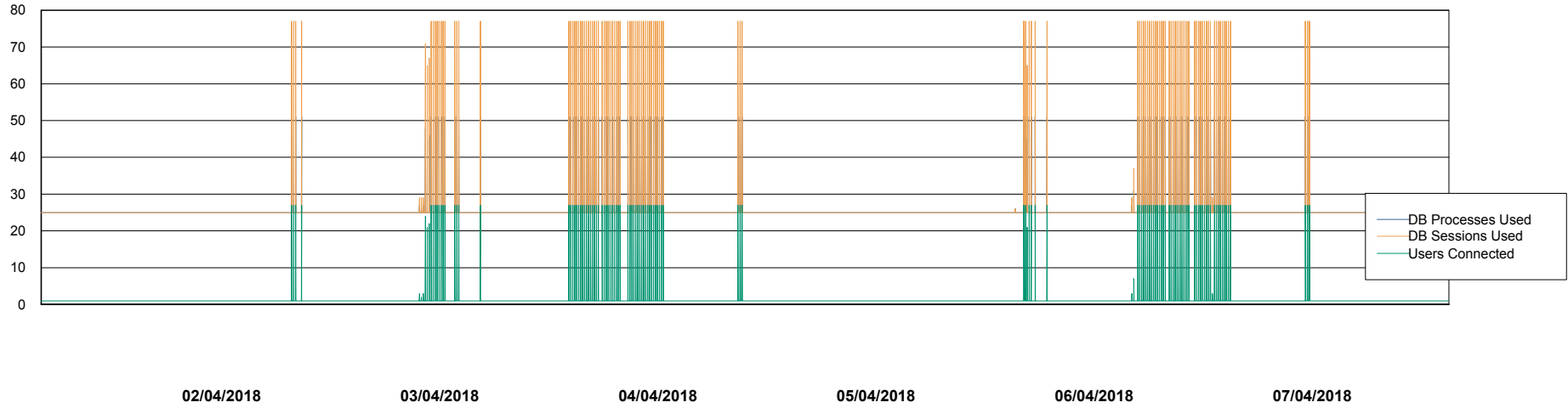


Weekly SLA Customer Report

Customer CLO Production
Database ID 38



Database Performance CLODB_Standby

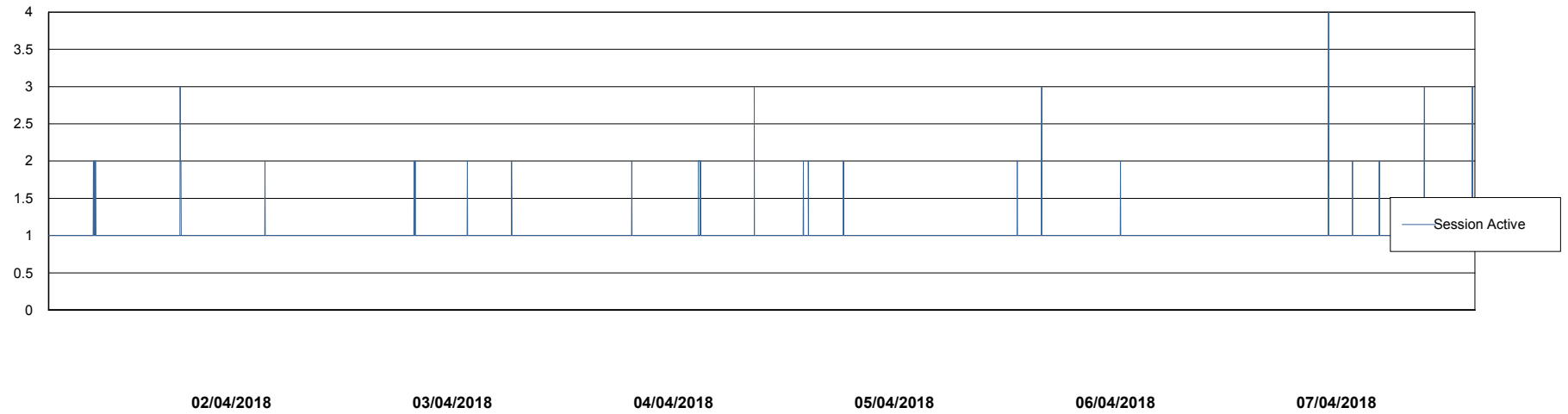
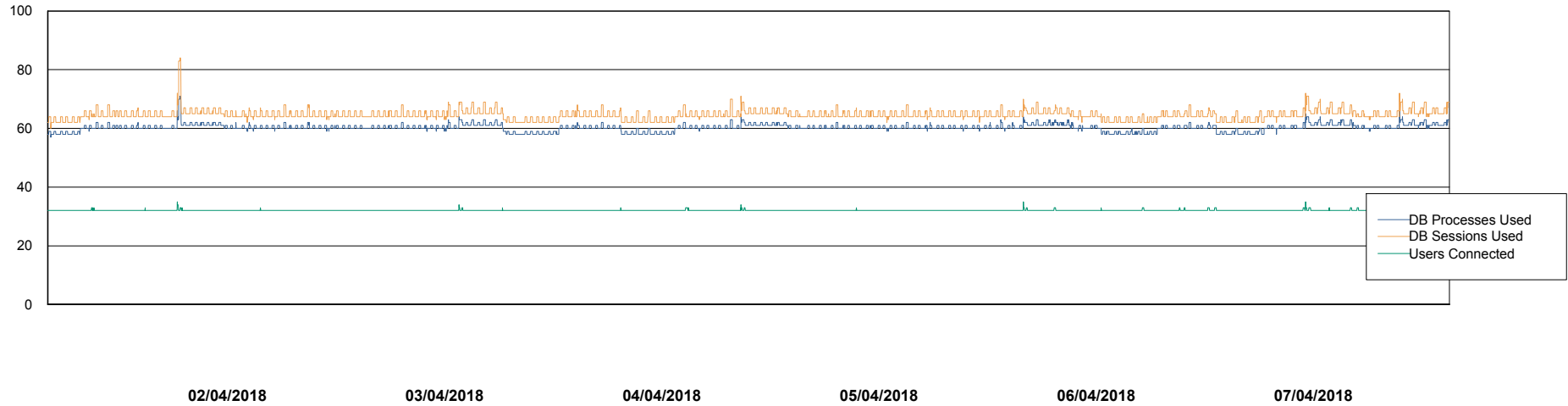


Weekly SLA Customer Report

Customer CLO Production
Database ID 38



Database Performance CLODB_Test



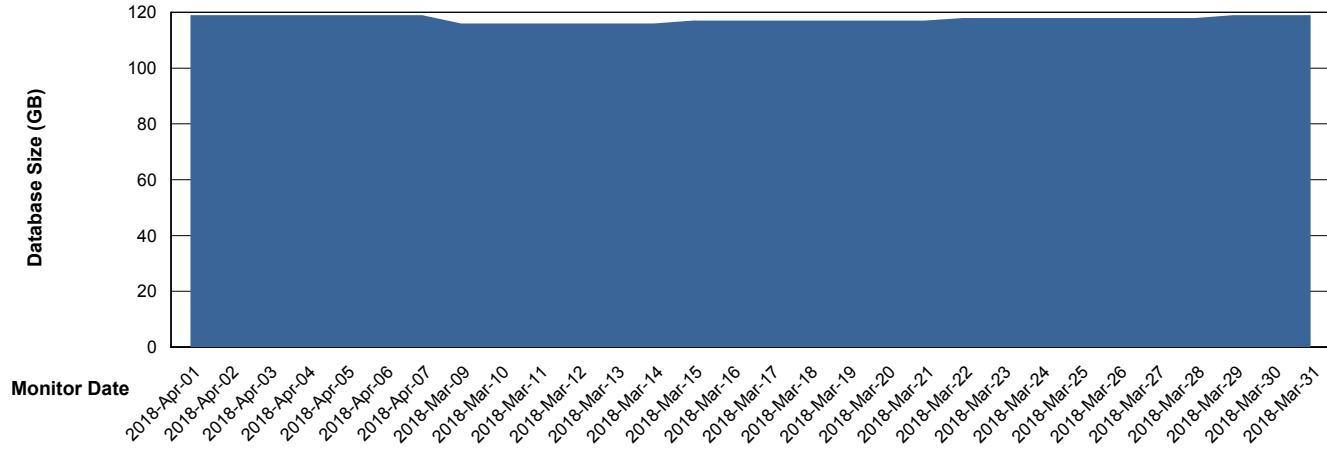
Weekly SLA Customer Report

Customer CLO Production
Database ID 38



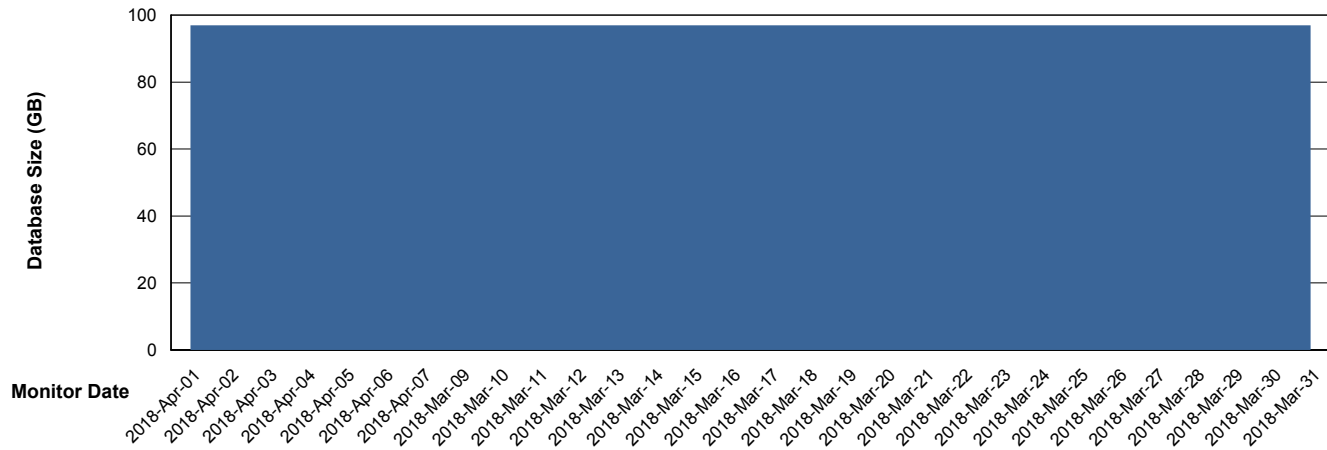
DATABASE SIZE CLODB_Production

Database growth over last month



DATABASE SIZE CLODB_Test

Database growth over last month



Weekly SLA Customer Report

Customer CLO Production
Database ID 38



Database Tablespace		CLODB_Production		
Date	Tablespace Name	Filesize (Gb)	Usedsize (Gb)	Percentage free
07/04/2018	ABSDATA	69	60	13
	INDX	67	59	12
06/04/2018	ABSDATA	69	60	13
	INDX	67	59	12
05/04/2018	ABSDATA	69	60	13
	INDX	67	59	12
04/04/2018	ABSDATA	69	60	13
	INDX	67	59	12
03/04/2018	ABSDATA	69	60	13
	INDX	67	59	12
02/04/2018	ABSDATA	69	60	13
	INDX	67	59	12
01/04/2018	ABSDATA	69	60	13
	INDX	67	59	12

Weekly SLA Customer Report

Customer CLO Production
 Database ID 38

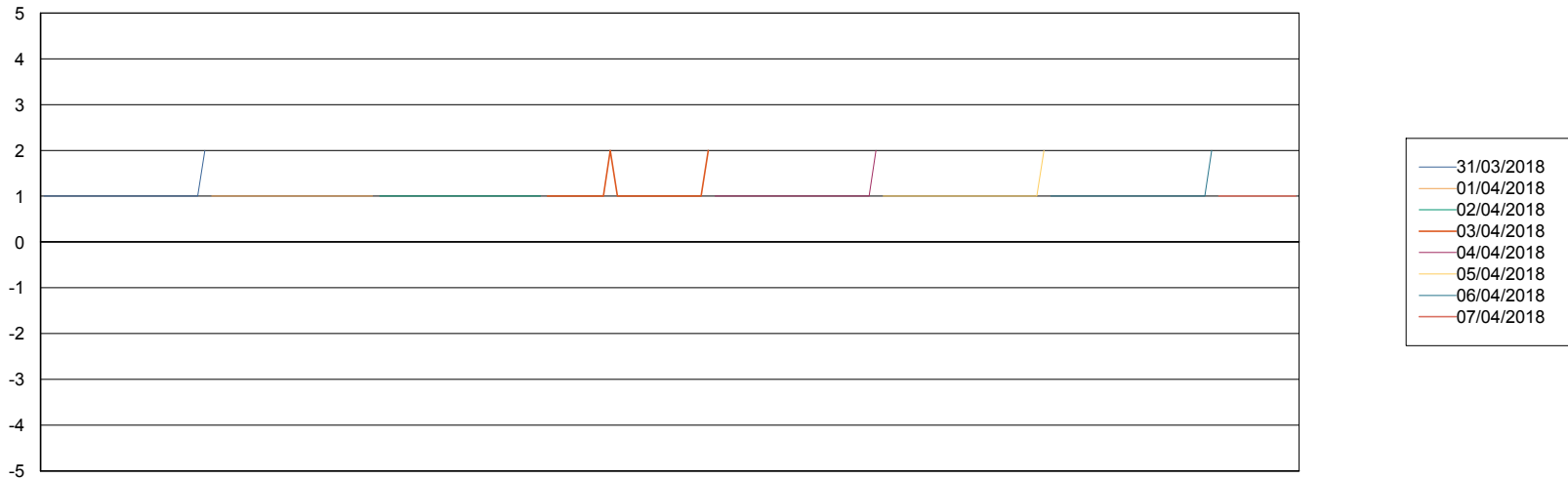


Database Tablespace CLODB_Test

Date	Tablespace Name	Filesize (Gb)	Usedsize (Gb)	Percentage free
07/04/2018	ABSDATA	65	50	23
	INDX	54	44	19
06/04/2018	ABSDATA	65	50	23
	INDX	54	44	19
05/04/2018	ABSDATA	65	50	23
	INDX	54	44	19
04/04/2018	ABSDATA	65	50	23
	INDX	54	44	19
03/04/2018	ABSDATA	65	50	23
	INDX	54	44	19
02/04/2018	ABSDATA	65	50	23
	INDX	54	44	19
01/04/2018	ABSDATA	65	50	23
	INDX	54	44	19

Standby Database Health CLO Production

Recovery lag for last 7 days



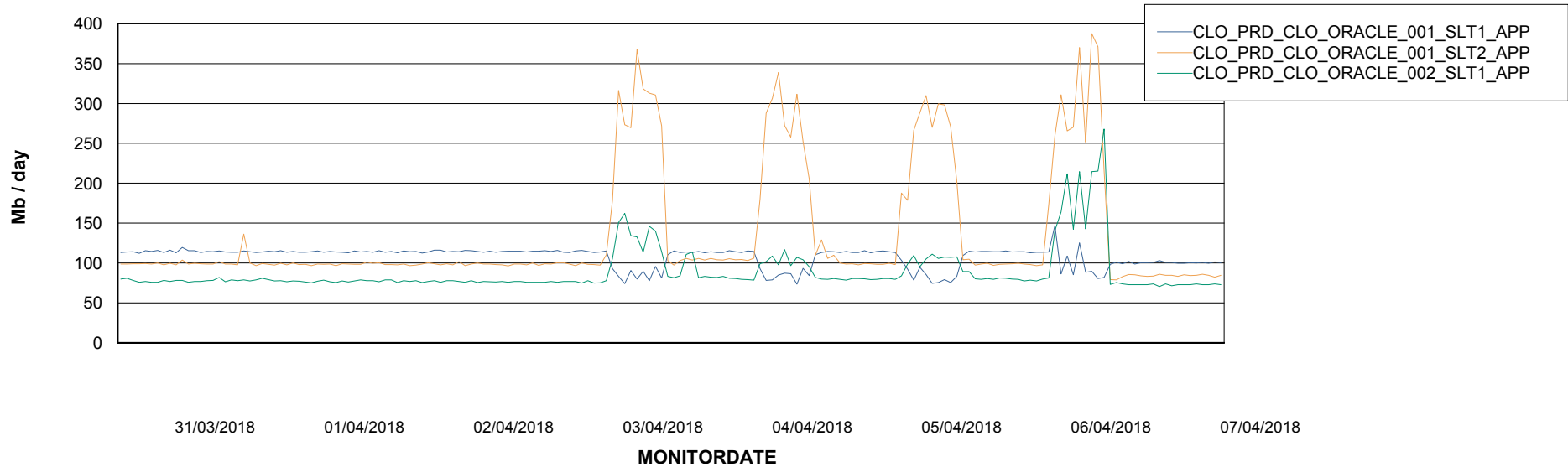
Weekly SLA Customer Report

Customer CLO Production
Database ID 38

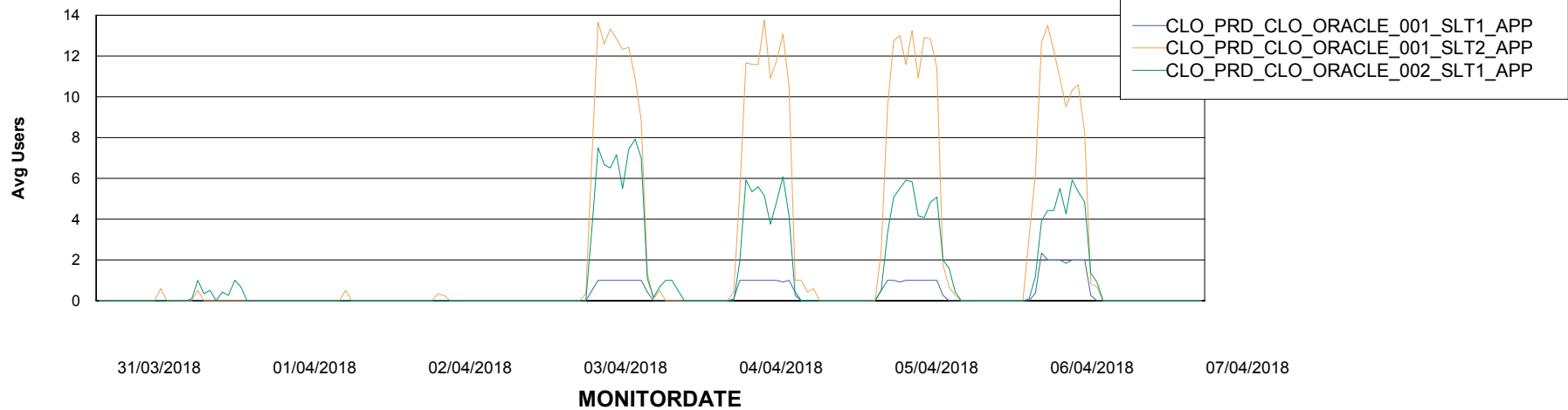


ABSSolute Application Server Services

Avg memory used per ABS Server Service



Avg users per day per ABS server



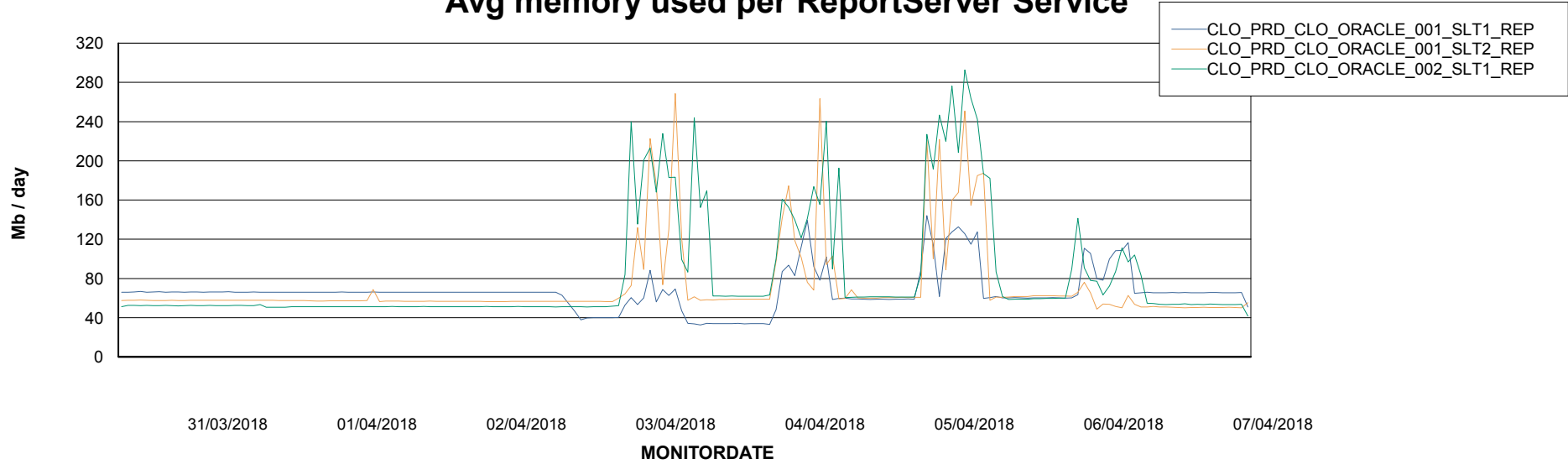
Weekly SLA Customer Report

Customer CLO Production
Database ID 38



ABSSolute Application ReportServer Services

Avg memory used per ReportServer Service



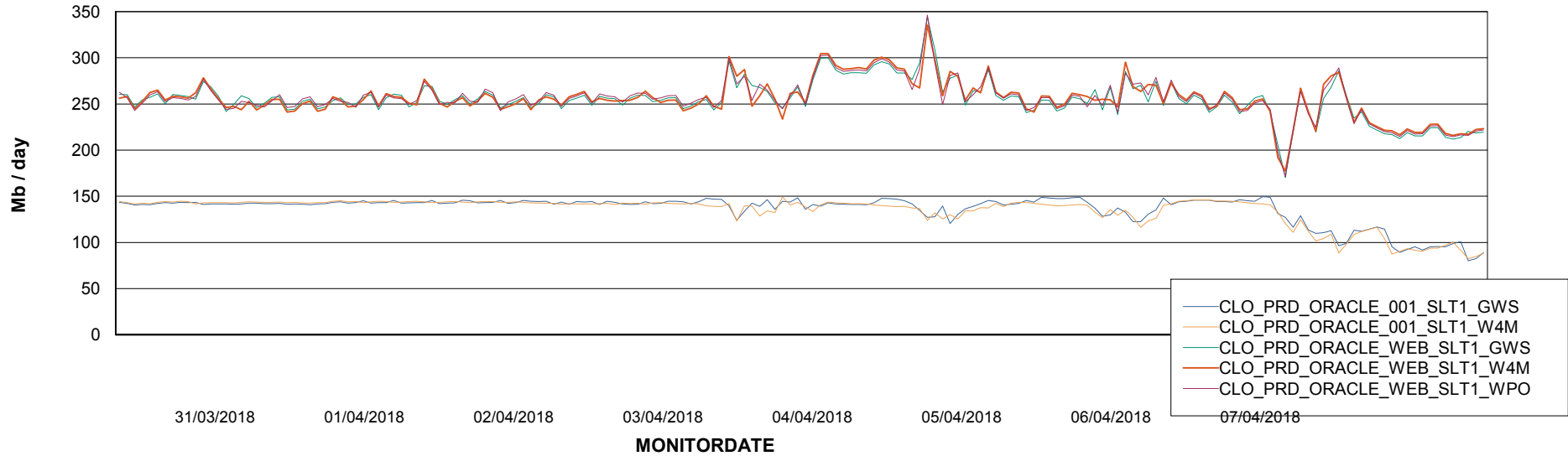
Weekly SLA Customer Report

Customer CLO Production
Database ID 38



ABSSolute Web Component Services

Avg memory used per ABS Web component



Weekly SLA Customer Report

Customer CLO Production
Database ID 38



Disaster per ABS component

