

Weekly SLA Customer Report

Customer PCO Production
Database ID 44



Harddisk Usage PCO_PRD_ORACLE1

	Free disk space on c: (%)	Total disk space on c: (Gb)	Free disk space on d: (%)	Total disk space on d: (Gb)
31/03/2018	60	279	24	838
30/03/2018	60	279	24	838
29/03/2018	60	279	24	838
28/03/2018	60	279	26	838
27/03/2018	60	279	31	838
26/03/2018	60	279	33	838
25/03/2018	60	279	27	838

Harddisk Usage PCO_PRD_ORACLE2

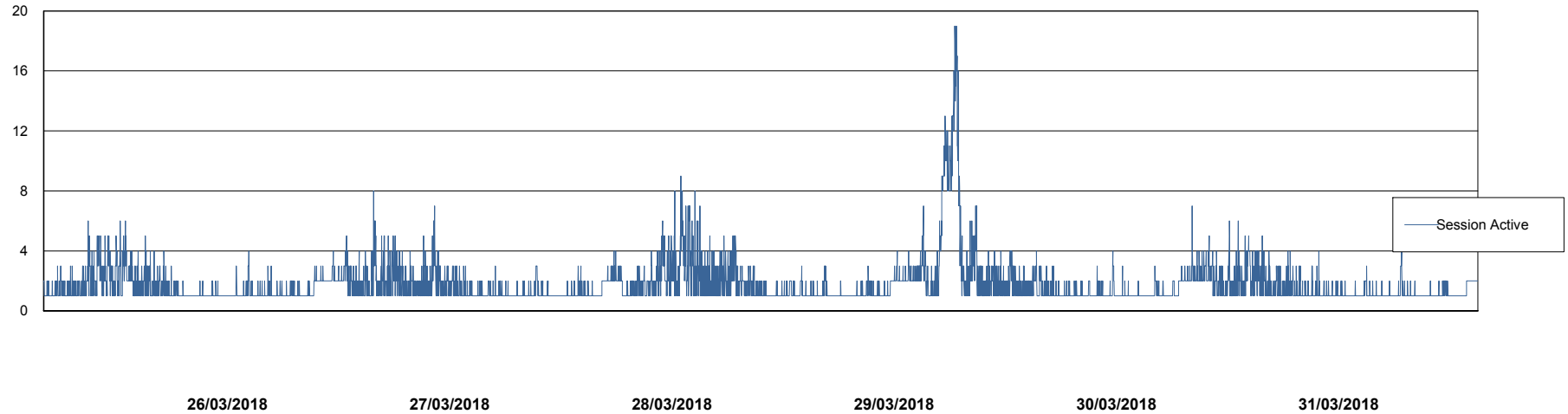
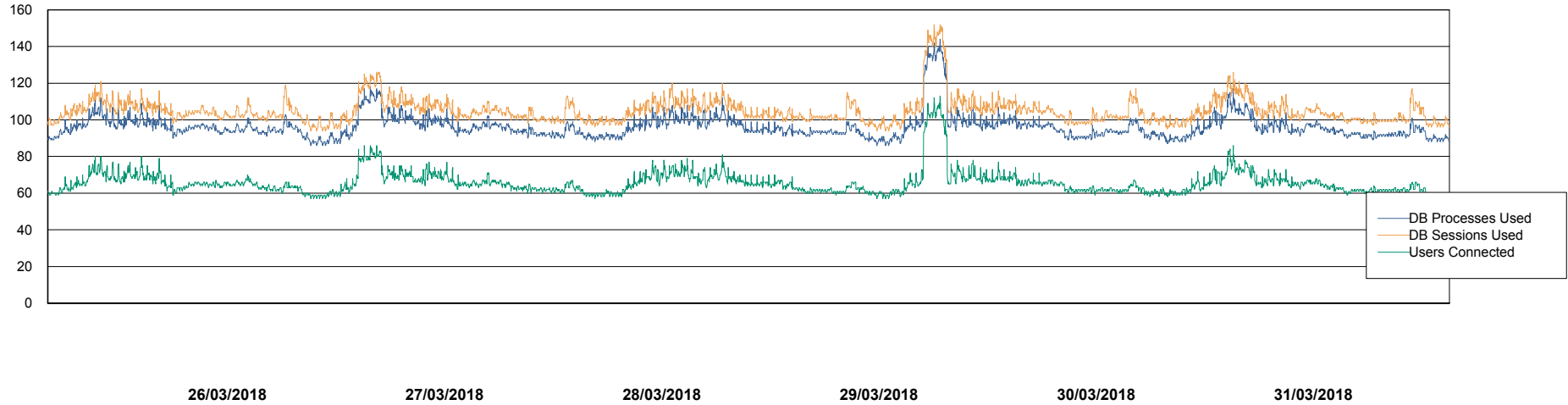
	Free disk space on c: (%)	Total disk space on c: (Gb)	Free disk space on d: (%)	Total disk space on d: (Gb)
31/03/2018	76	279	29	838
30/03/2018	76	279	29	838
29/03/2018	76	279	29	838
28/03/2018	76	279	30	838
27/03/2018	76	279	30	838
26/03/2018	76	279	31	838
25/03/2018	76	279	31	838

Weekly SLA Customer Report

Customer PCO Production
Database ID 44



Database Performance PCODB_Production

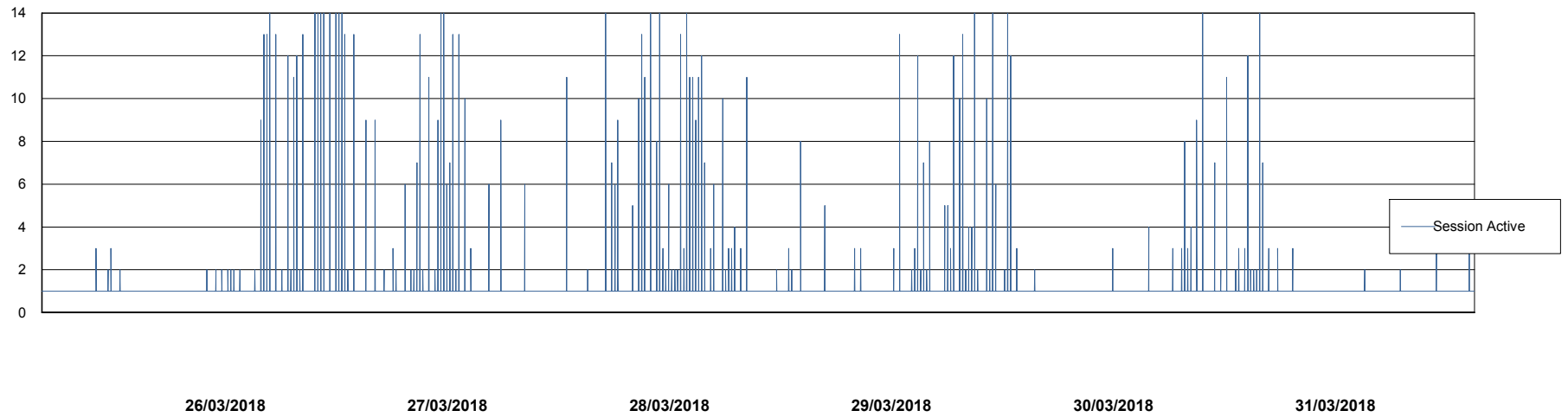
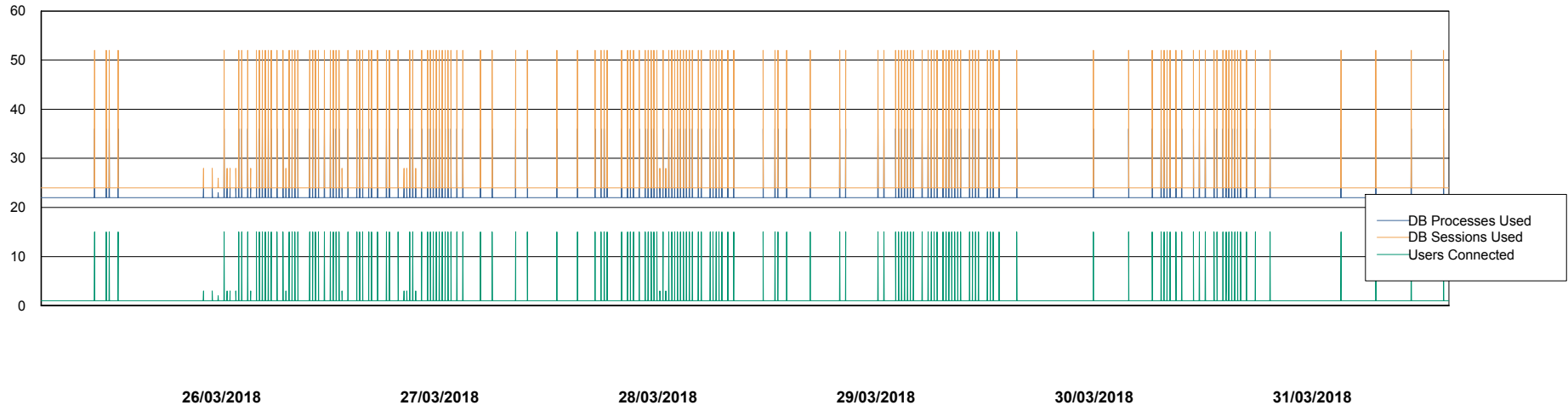


Weekly SLA Customer Report

Customer PCO Production
Database ID 44



Database Performance PCODB_Standby



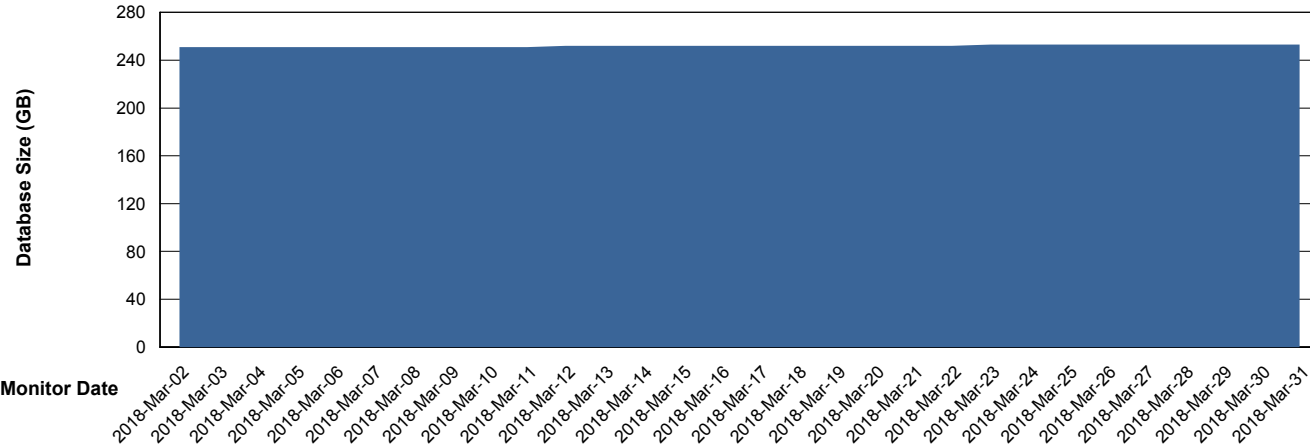
Weekly SLA Customer Report

Customer PCO Production
 Database ID 44



DATABASE SIZE PCODB_Production

Database growth over last month



Database Tablespace PCODB_Production

Date	Tablespace Name	Filesize (Gb)	Usedsize (Gb)	Percentage free
31/03/2018	ABSDATA	103	87	16
	INDX	192	164	15
30/03/2018	ABSDATA	103	87	16
	INDX	192	164	15
29/03/2018	ABSDATA	103	87	16
	INDX	192	164	15
28/03/2018	ABSDATA	103	87	16
	INDX	192	164	15
27/03/2018	ABSDATA	103	87	16
	INDX	192	164	15
26/03/2018	ABSDATA	103	87	16
	INDX	192	164	15
25/03/2018	ABSDATA	103	87	16
	INDX	192	164	15

Weekly SLA Customer Report

Customer PCO Production
Database ID 44



Standby Database Health PCO Production

Recovery lag for last 7 days

