

# Weekly SLA Customer Report

Customer CSC\_Production  
Database ID 50



## Harddisk Usage CSC\_PRD\_ABS01

	Free disk space on c: (%)	Total disk space on c: (Gb)	Free disk space on d: (%)	Total disk space on d: (Gb)
31/03/2018	45	110	55	210
30/03/2018	45	110	55	210
29/03/2018	45	110	55	210
28/03/2018	45	110	55	210
27/03/2018	45	110	55	210
26/03/2018	45	110	55	210
25/03/2018	45	110	55	210

## Harddisk Usage CSC\_PRD\_ABS02

	Free disk space on c: (%)	Total disk space on c: (Gb)
31/03/2018	37	80
30/03/2018	37	80
29/03/2018	37	80
28/03/2018	37	80
27/03/2018	37	80
26/03/2018	37	80
25/03/2018	37	80

# Weekly SLA Customer Report

Customer CSC\_Production  
Database ID 50



## Harddisk Usage CSC\_PRD\_ABS4

	Free disk space on c: (%)	Total disk space on c: (Gb)
31/03/2018	58	80
30/03/2018	58	80
29/03/2018	58	80
28/03/2018	58	80
27/03/2018	58	80
26/03/2018	58	80
25/03/2018	58	80

## Harddisk Usage CSC\_PRD\_ABS5

	Free disk space on c: (%)	Total disk space on c: (Gb)
31/03/2018	52	80
30/03/2018	52	80
29/03/2018	52	80
28/03/2018	52	80
27/03/2018	52	80
26/03/2018	52	80
25/03/2018	52	80

# Weekly SLA Customer Report

Customer CSC\_Production  
Database ID 50



## Harddisk Usage CSC\_PRD\_SRV\_Primary

	Free disk space on c: (%)	Total disk space on c: (Gb)	Free disk space on d: (%)	Total disk space on d: (Gb)	Free disk space on e: (%)	Total disk space on e: (Gb)
31/03/2018	75	150	57	600	20	900
30/03/2018	75	150	57	600	17	900
29/03/2018	75	150	57	600	16	900
28/03/2018	75	150	57	600	25	900
27/03/2018	75	150	57	600	23	900
26/03/2018	75	150	57	600	29	900
25/03/2018	75	150	57	600	21	900

## Harddisk Usage CSC\_PRD\_SRV\_Standby

	Free disk space on c: (%)	Total disk space on c: (Gb)	Free disk space on d: (%)	Total disk space on d: (Gb)	Free disk space on e: (%)	Total disk space on e: (Gb)
31/03/2018	79	150	73	600	57	700
30/03/2018	79	150	73	600	58	700
29/03/2018	79	150	73	600	58	700
28/03/2018	79	150	73	600	58	700
27/03/2018	79	150	73	600	58	700
26/03/2018	79	150	73	600	58	700
25/03/2018	79	150	73	600	57	700

# Weekly SLA Customer Report

Customer CSC\_Production  
Database ID 50



Harddisk Usage CSC\_PRD\_WEBSRV

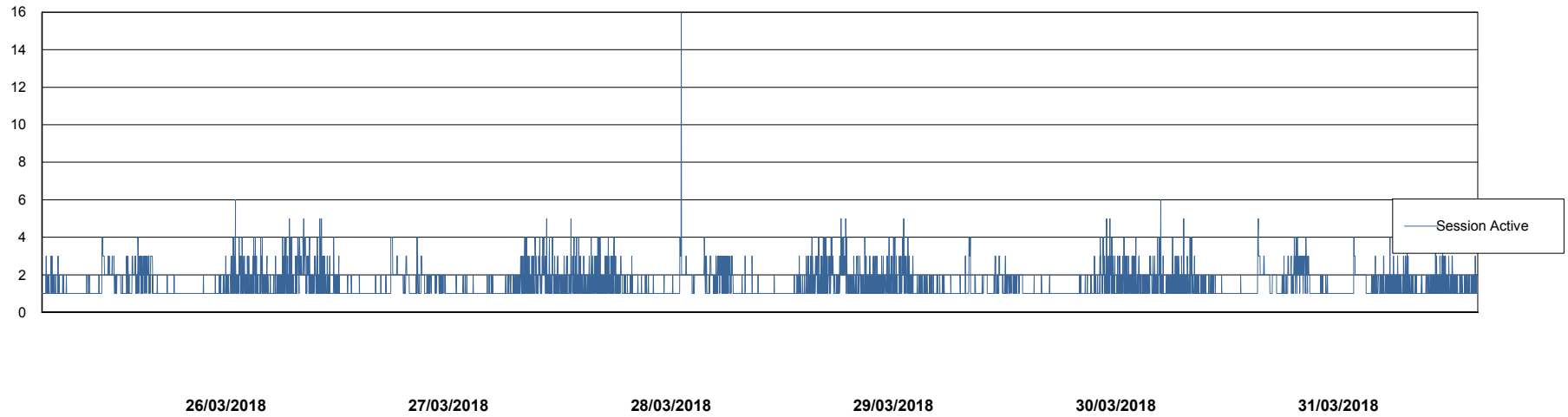
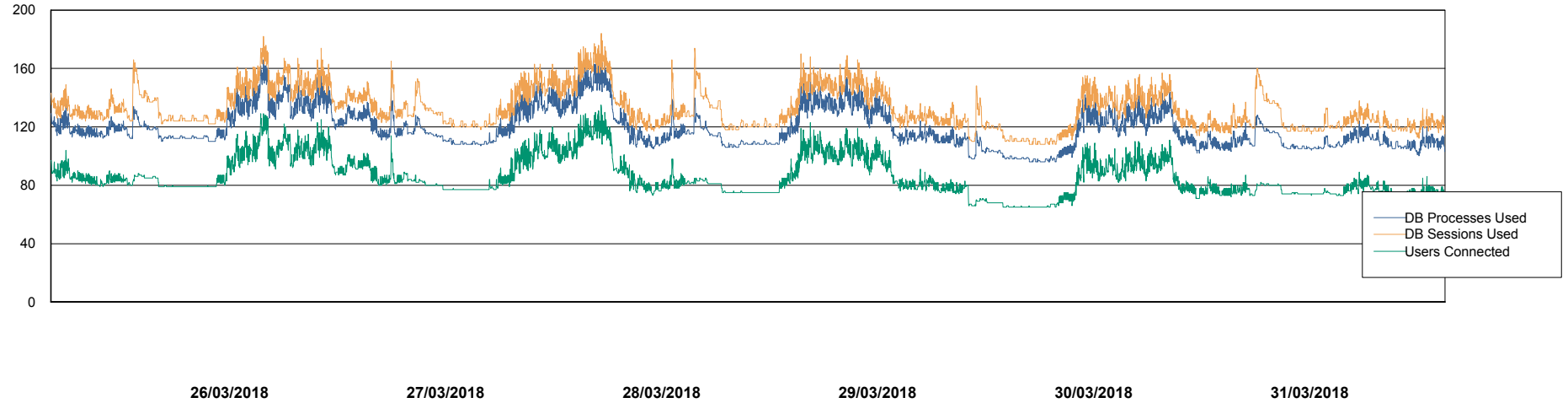
		Total disk space on c: (Gb)
31/03/2018	45	59
30/03/2018	45	59
29/03/2018	45	59
28/03/2018	45	59
27/03/2018	45	59
26/03/2018	45	59
25/03/2018	45	59

# Weekly SLA Customer Report

Customer CSC\_Production  
Database ID 50



## Database Performance CSCDB\_Primary

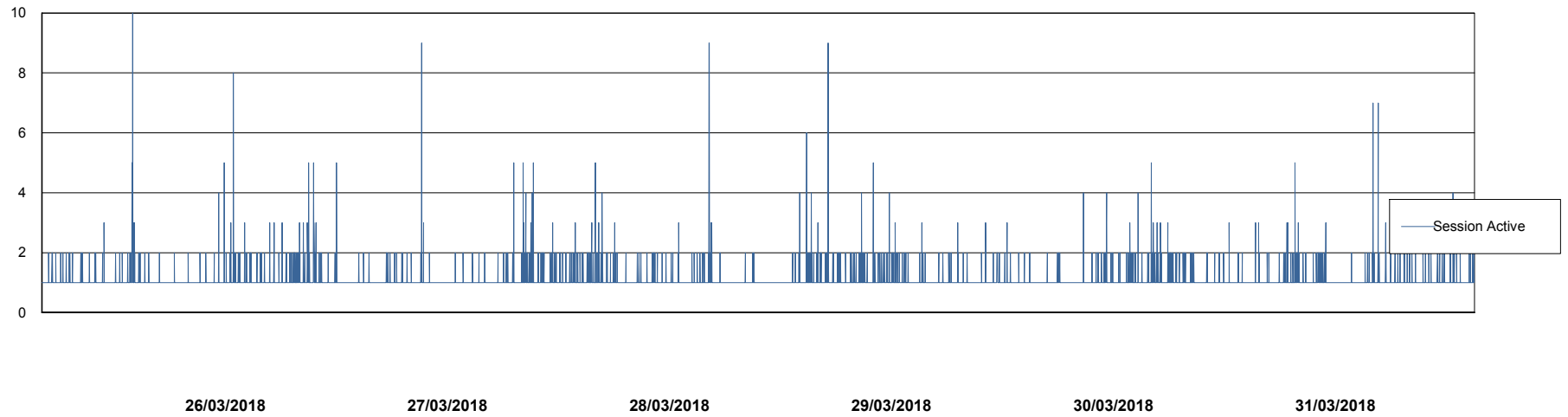
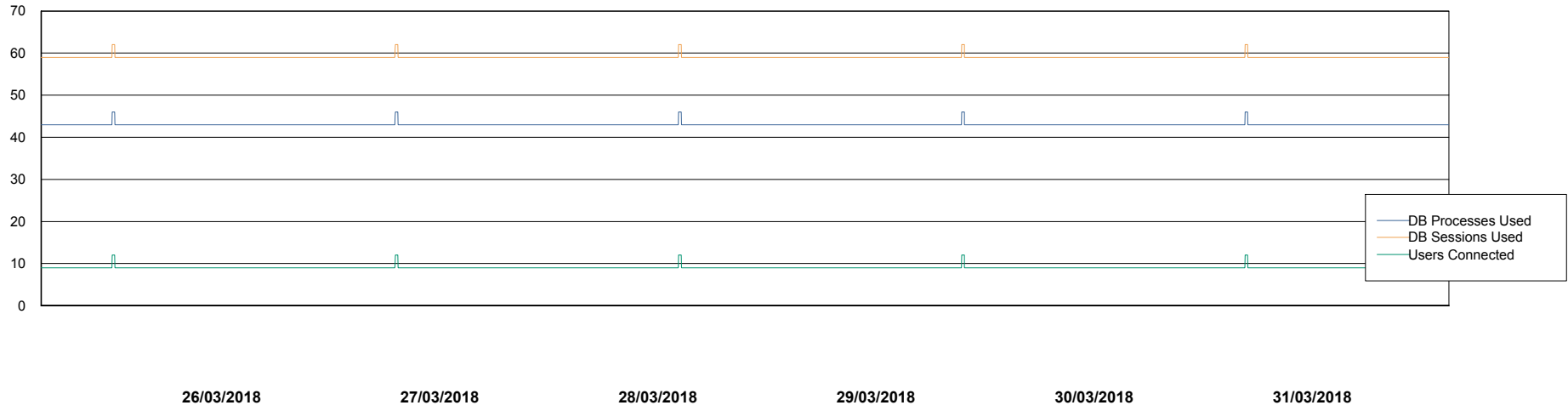


# Weekly SLA Customer Report

Customer CSC\_Production  
Database ID 50



## Database Performance CSCDB\_Standby



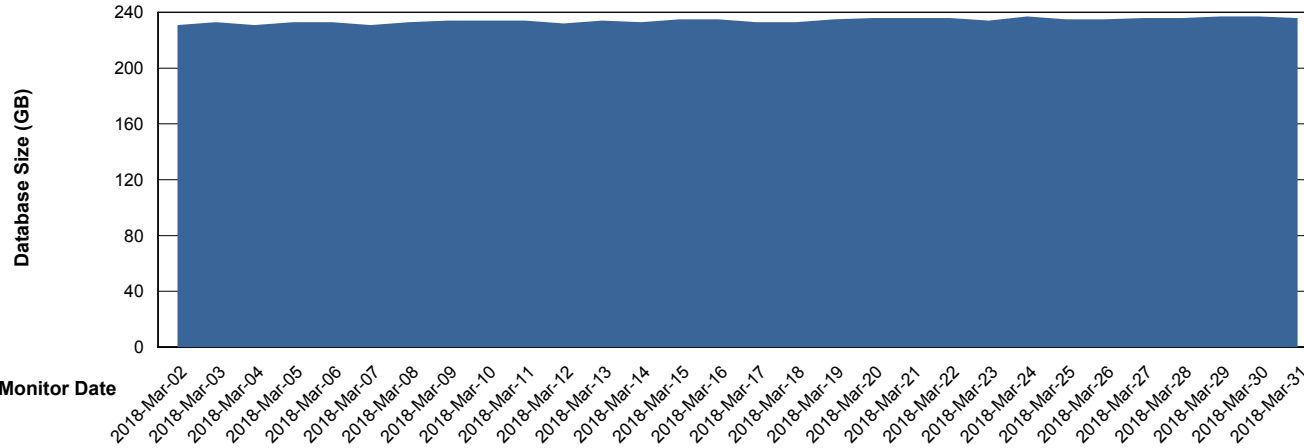
# Weekly SLA Customer Report

Customer CSC\_Production  
 Database ID 50



DATABASE SIZE CSCDB\_Primary

Database growth over last month



Database Tablespace CSCDB\_Primary

Date	Tablespace Name	Filesize (Gb)	Usedsize (Gb)	Percentage free
31/03/2018	ABSDATA	127	87	31
	INDX	176	146	17
30/03/2018	ABSDATA	127	87	31
	INDX	176	146	17
29/03/2018	ABSDATA	127	87	31
	INDX	176	146	17
28/03/2018	ABSDATA	127	87	31
	INDX	176	146	17
27/03/2018	ABSDATA	127	87	31
	INDX	176	145	18
26/03/2018	ABSDATA	127	87	31
	INDX	176	145	18
25/03/2018	ABSDATA	127	87	31
	INDX	176	145	18

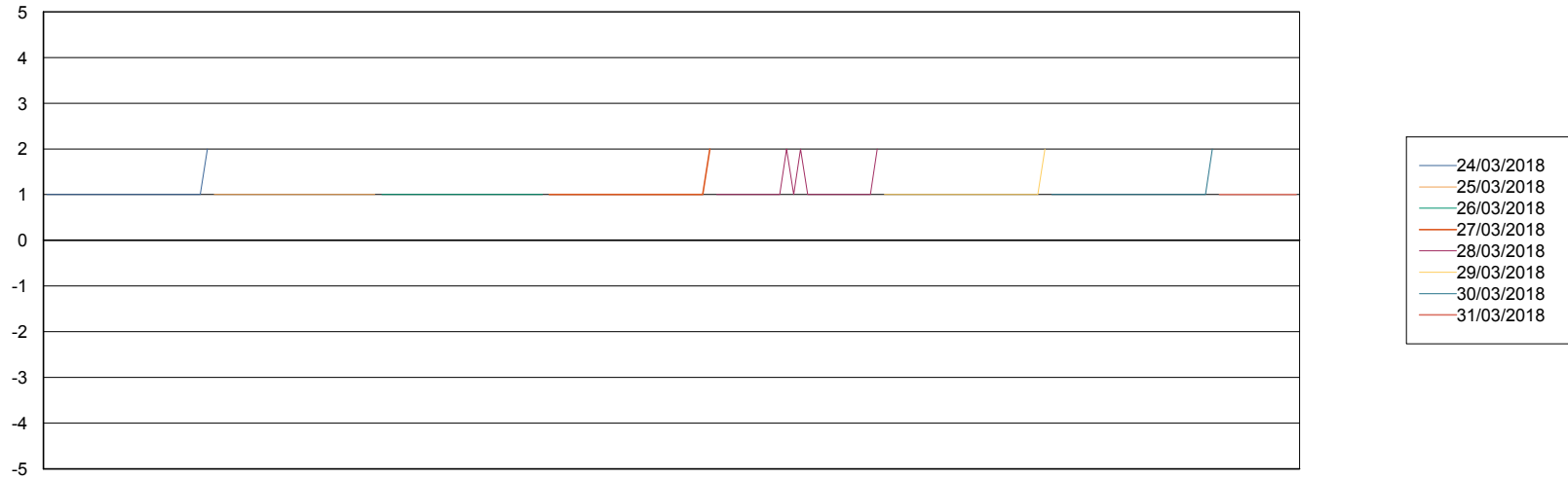
# Weekly SLA Customer Report

Customer CSC\_Production  
Database ID 50



Standby Database Health CSC\_Production

## Recovery lag for last 7 days



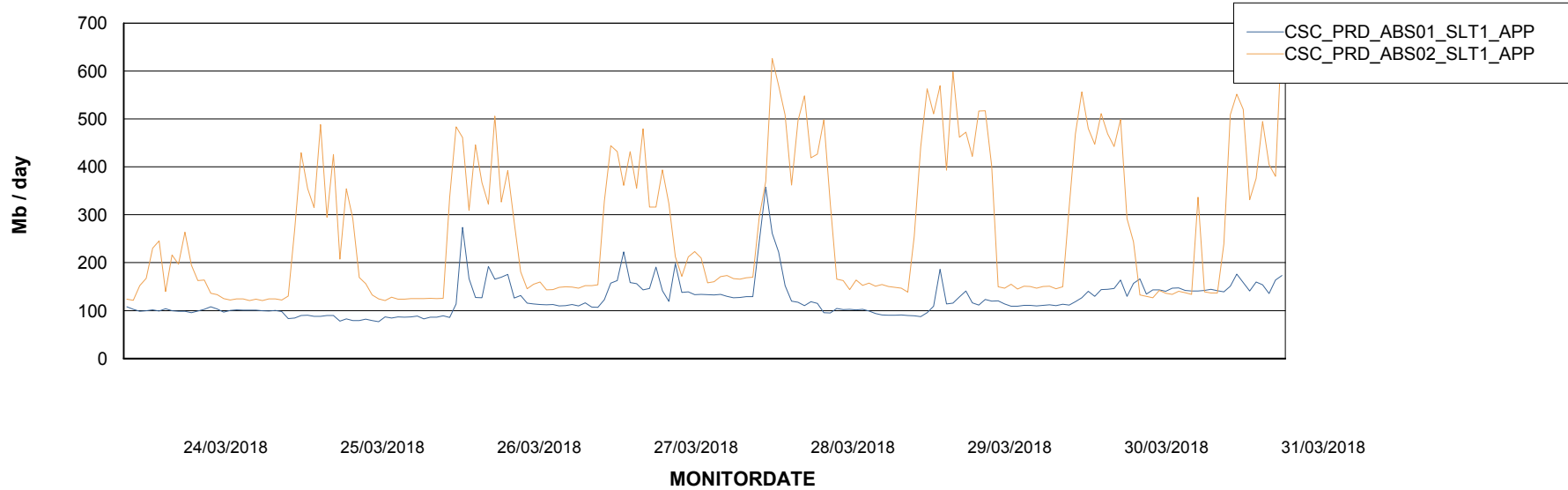
# Weekly SLA Customer Report

Customer CSC\_Production  
Database ID 50

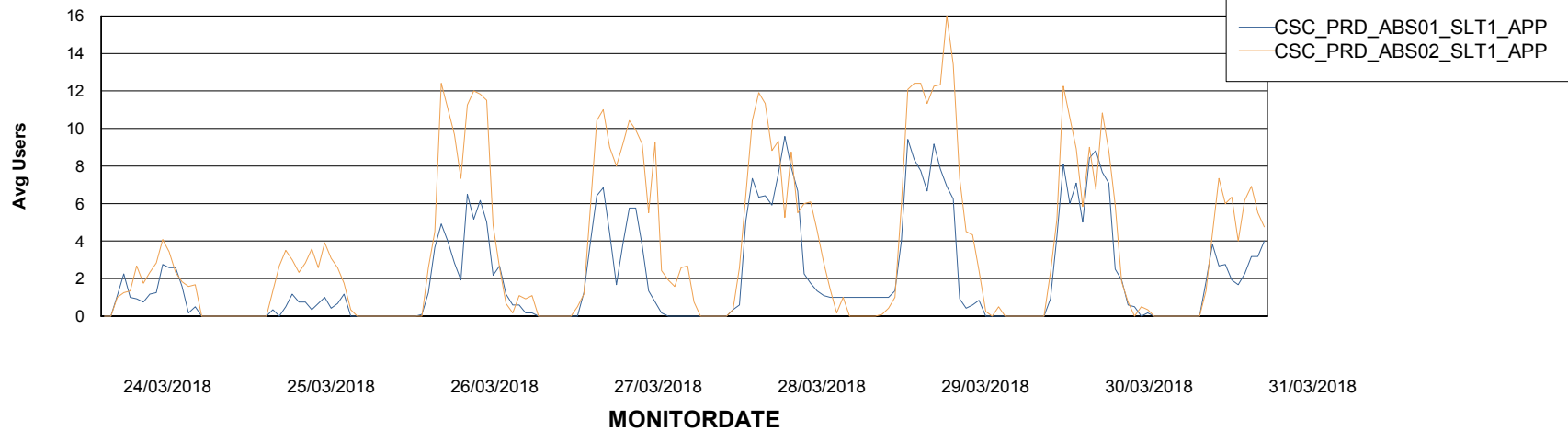


## ABSSolute Application Server Services

### Avg memory used per ABS Server Service



### Avg users per day per ABS server



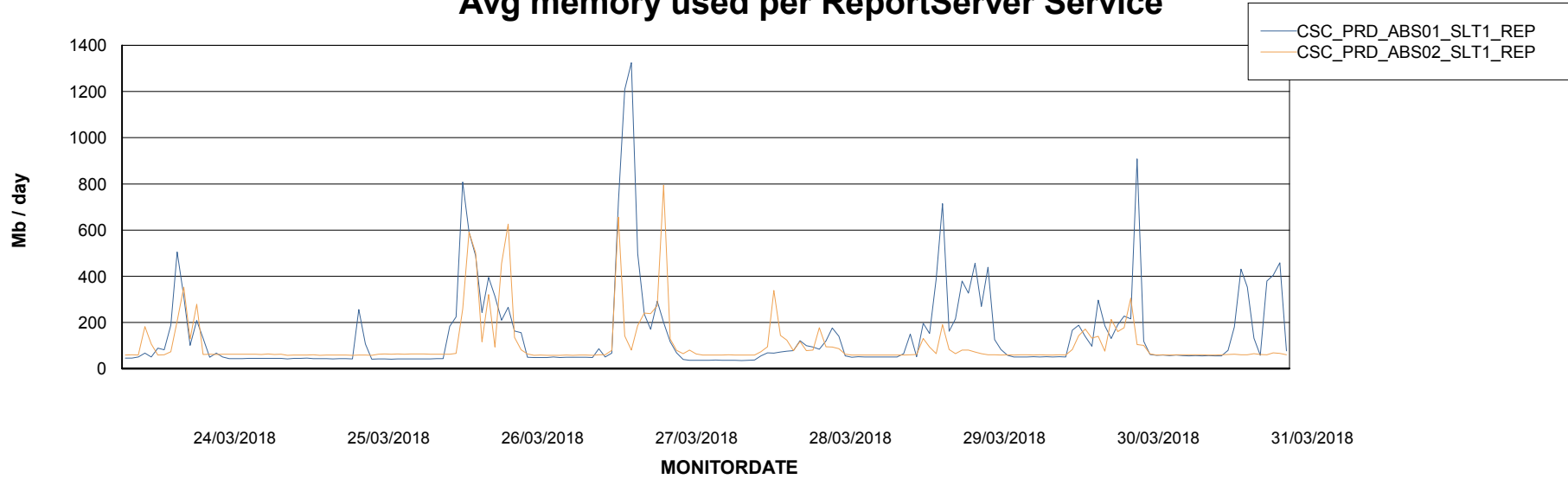
# Weekly SLA Customer Report

Customer CSC\_Production  
Database ID 50



## ABSSolute Application ReportServer Services

### Avg memory used per ReportServer Service



### Disaster per ABS component

