

# Weekly SLA Customer Report

Customer PCO Production  
Database ID 44



## Harddisk Usage PCO\_PRD\_ORACLE1

	Free disk space on c: (%)	Total disk space on c: (Gb)	Free disk space on d: (%)	Total disk space on d: (Gb)
24/03/2018	60	279	27	838
23/03/2018	60	279	27	838
22/03/2018	60	279	26	838
21/03/2018	59	279	29	838
20/03/2018	59	279	33	838
19/03/2018	59	279	32	838
18/03/2018	59	279	14	838

## Harddisk Usage PCO\_PRD\_ORACLE2

	Free disk space on c: (%)	Total disk space on c: (Gb)	Free disk space on d: (%)	Total disk space on d: (Gb)
24/03/2018	76	279	31	838
23/03/2018	76	279	31	838
22/03/2018	76	279	32	838
21/03/2018	76	279	32	838
20/03/2018	76	279	33	838
19/03/2018	76	279	33	838
18/03/2018	76	279	33	838

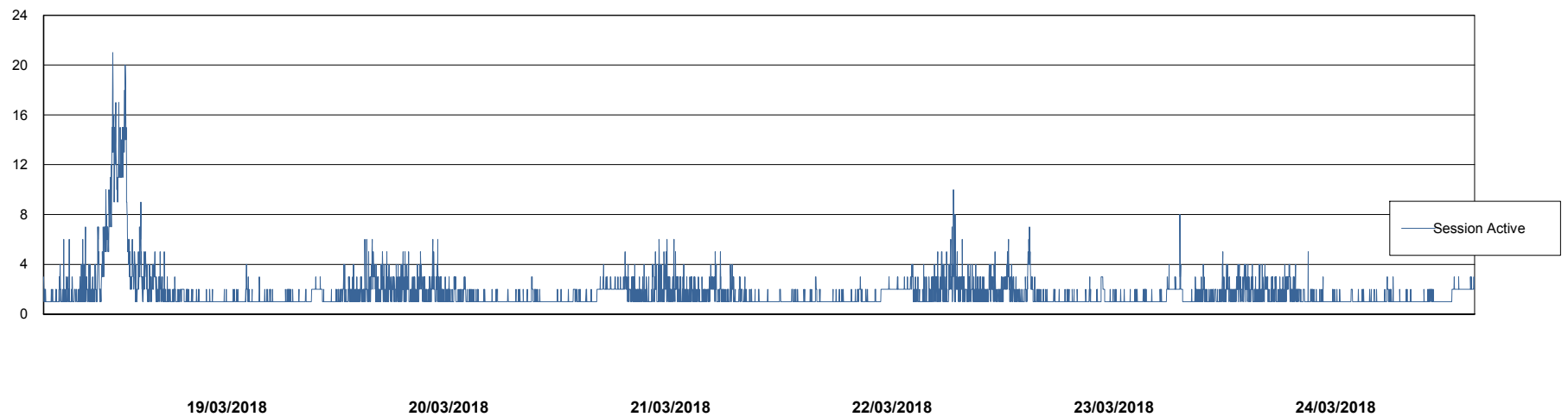
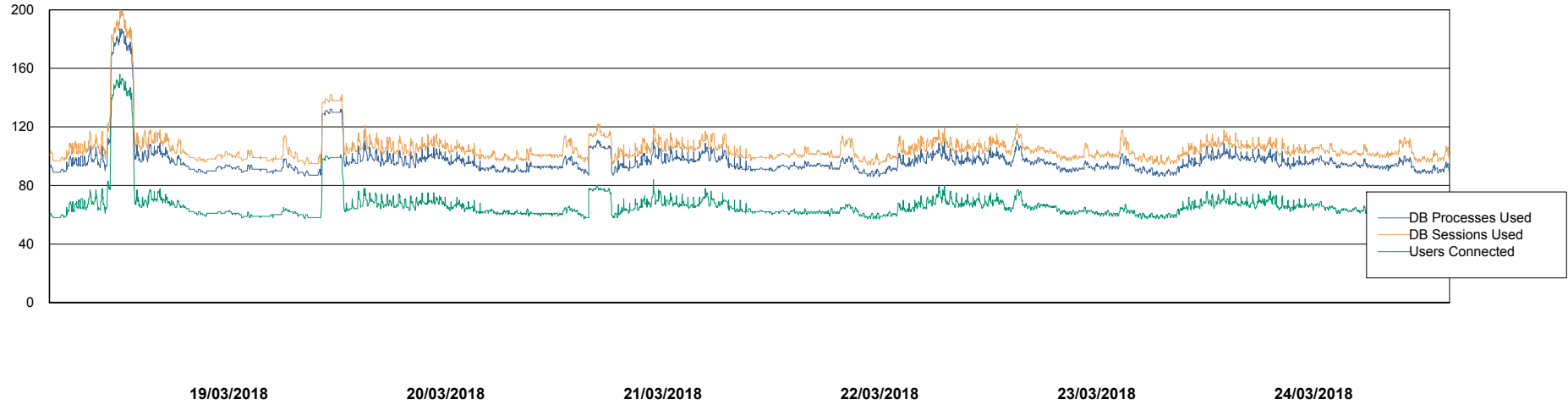
# Weekly SLA Customer Report

Customer PCO Production  
Database ID 44



## Database Performance PCODB\_Production

DB Processes Max 300  
DB Sessions Max 480



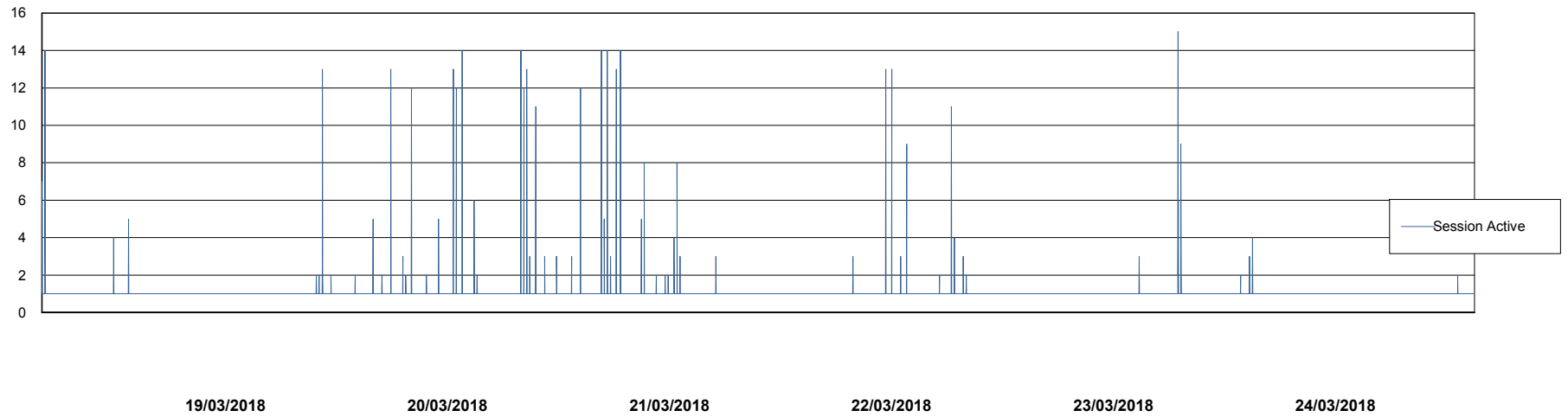
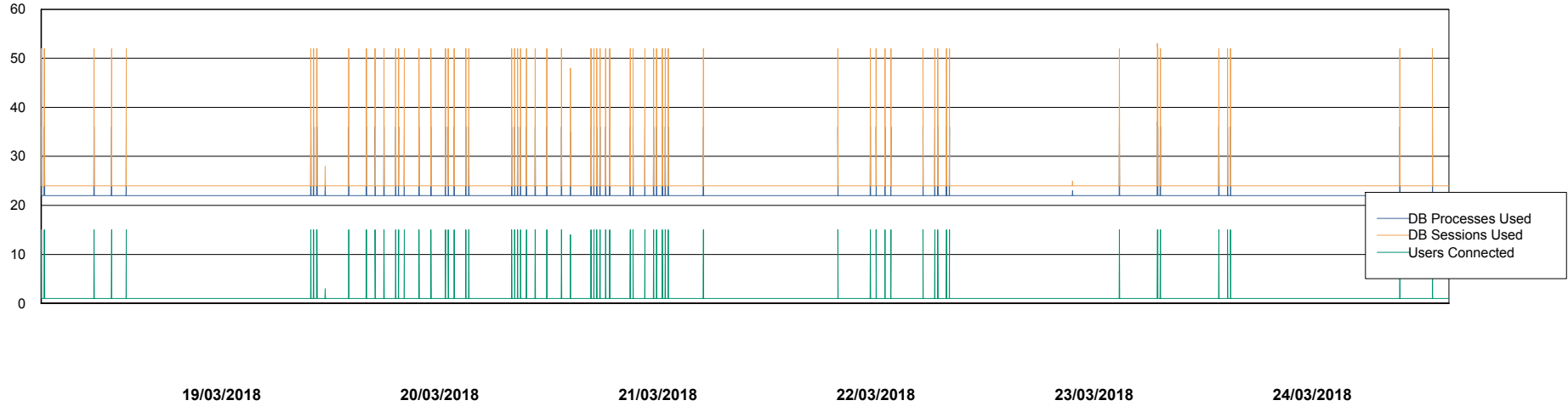
# Weekly SLA Customer Report

Customer PCO Production  
Database ID 44



## Database Performance PCODB\_Standby

DB Processes Max 520  
DB Sessions Max 804



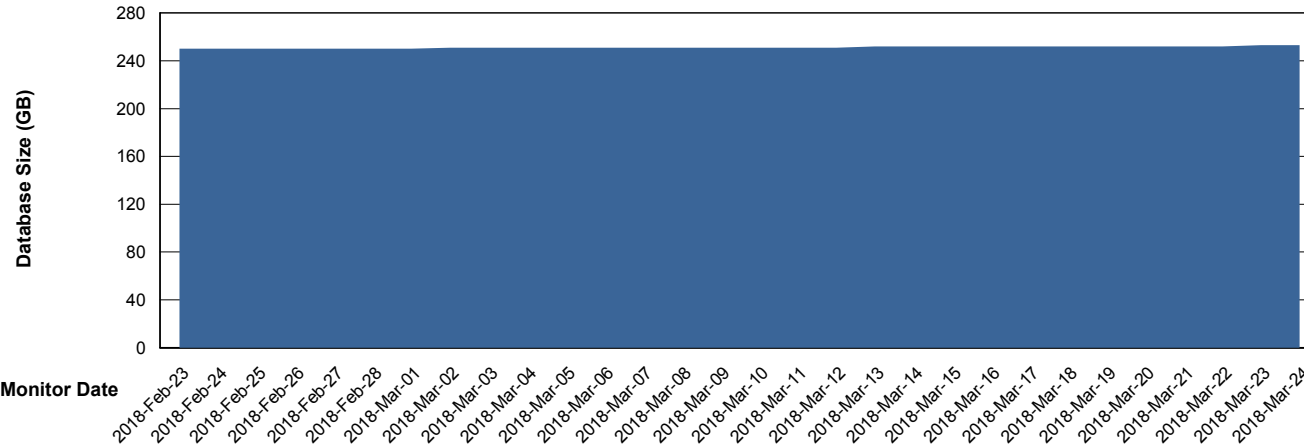
# Weekly SLA Customer Report

Customer PCO Production  
 Database ID 44



DATABASE SIZE PCODB\_Production

Database growth over last month



Database Tablespace PCODB\_Production

Date	Tablespace Name	Filesize (Gb)	Usedsize (Gb)	Percentage free
24/03/2018	ABSDATA	103	87	16
	INDX	192	164	15
23/03/2018	ABSDATA	103	87	16
	INDX	192	164	15
22/03/2018	ABSDATA	103	87	16
	INDX	192	164	15
21/03/2018	ABSDATA	103	87	16
	INDX	192	164	15
20/03/2018	ABSDATA	103	87	16
	INDX	192	164	15
19/03/2018	ABSDATA	103	87	16
	INDX	192	163	15
18/03/2018	ABSDATA	103	87	16
	INDX	192	163	15

# Weekly SLA Customer Report

Customer PCO Production  
Database ID 44



Standby Database Health      PCO Production

## Recovery lag for last 7 days

