

Weekly SLA Customer Report

Customer CLO Production
Database ID 38



Harddisk Usage CLO_PRD_CLOBI

	Free disk space on c: (%)	Total disk space on c: (Gb)	Free disk space on d: (%)	Total disk space on d: (Gb)	Free disk space on e: (%)	Total disk space on e: (Gb)
24/03/2018	28	68	30	68	25	68
23/03/2018	28	68	33	68	25	68
22/03/2018	29	68	33	68	25	68
21/03/2018	29	68	33	68	25	68
20/03/2018	29	68	33	68	25	68
19/03/2018	29	68	33	68	25	68
18/03/2018	29	68	33	68	25	68

Harddisk Usage CLO_PRD_CLO_ORACLE_001

	Free disk space on c: (%)	Total disk space on c: (Gb)	Free disk space on d: (%)	Total disk space on d: (Gb)	Free disk space on e: (%)	Total disk space on e: (Gb)
24/03/2018	14	137	31	137	65	107
23/03/2018	14	137	31	137	65	107
22/03/2018	15	137	31	137	67	107
21/03/2018	15	137	31	137	69	107
20/03/2018	15	137	31	137	69	107
19/03/2018	15	137	31	137	69	107
18/03/2018	15	137	31	137	68	107

Weekly SLA Customer Report

Customer CLO Production
Database ID 38



Harddisk Usage CLO_PRD_CLO_ORACLE_002

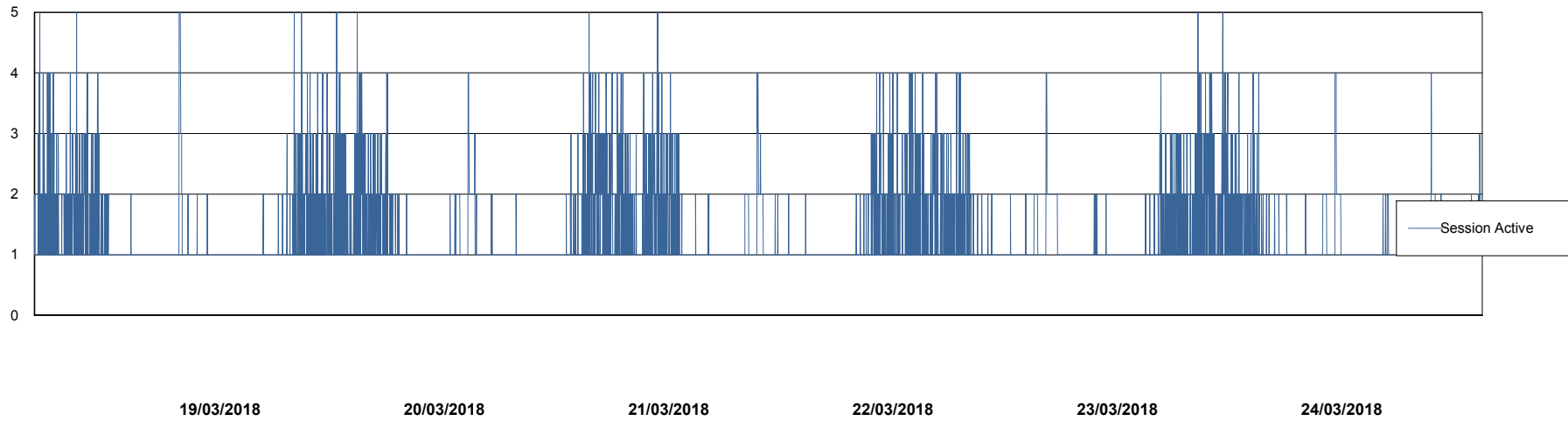
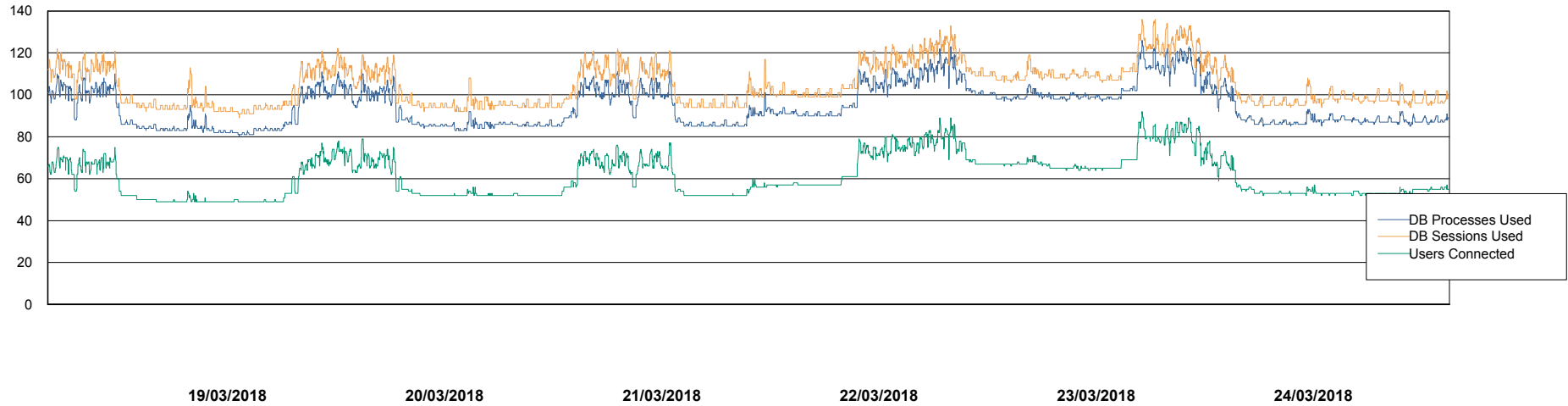
	Free disk space on c: (%)	Total disk space on c: (Gb)	Free disk space on d: (%)	Total disk space on d: (Gb)	Free disk space on e: (%)	Total disk space on e: (Gb)
24/03/2018	24	273	9	137	85	107
23/03/2018	24	273	9	137	86	107
22/03/2018	24	273	9	137	88	107
21/03/2018	24	273	9	137	90	107
20/03/2018	24	273	9	137	90	107
19/03/2018	24	273	9	137	90	107
18/03/2018	24	273	9	137	89	107

Weekly SLA Customer Report

Customer CLO Production
Database ID 38



Database Performance CLODB_Production

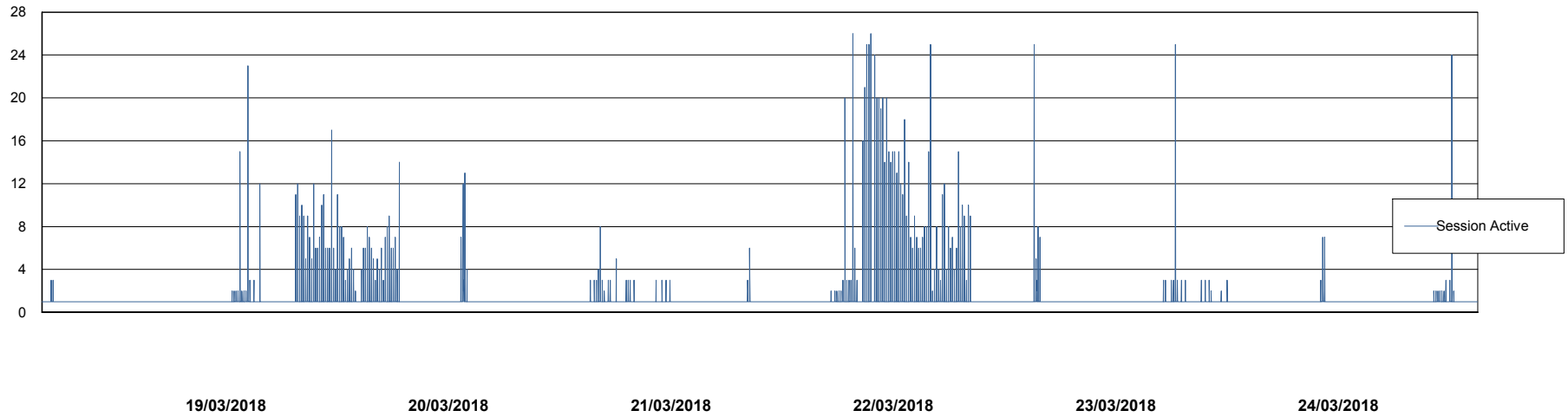
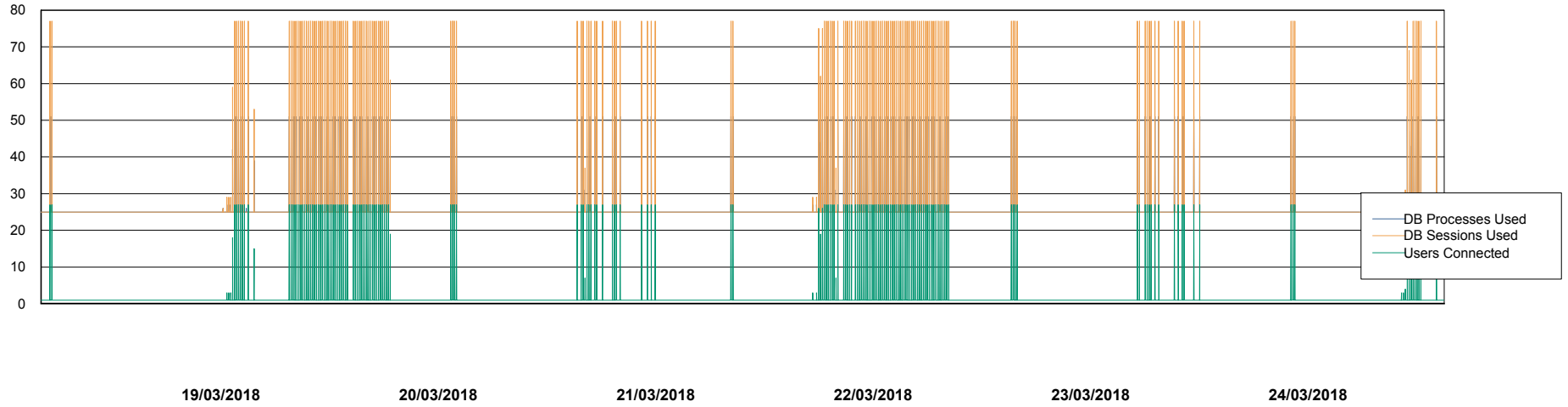


Weekly SLA Customer Report

Customer CLO Production
Database ID 38



Database Performance CLODB_Standby

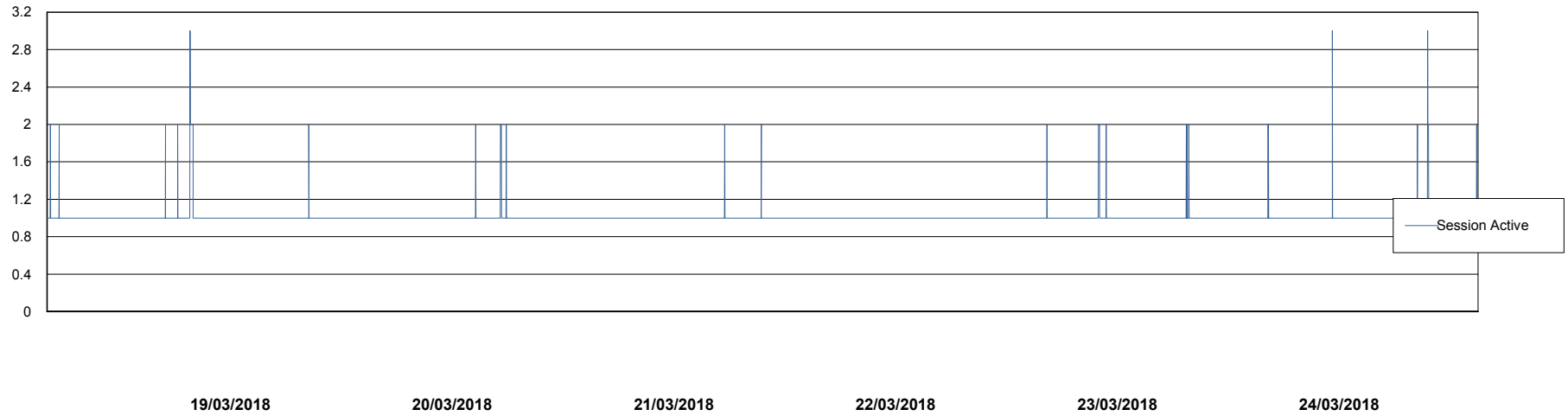
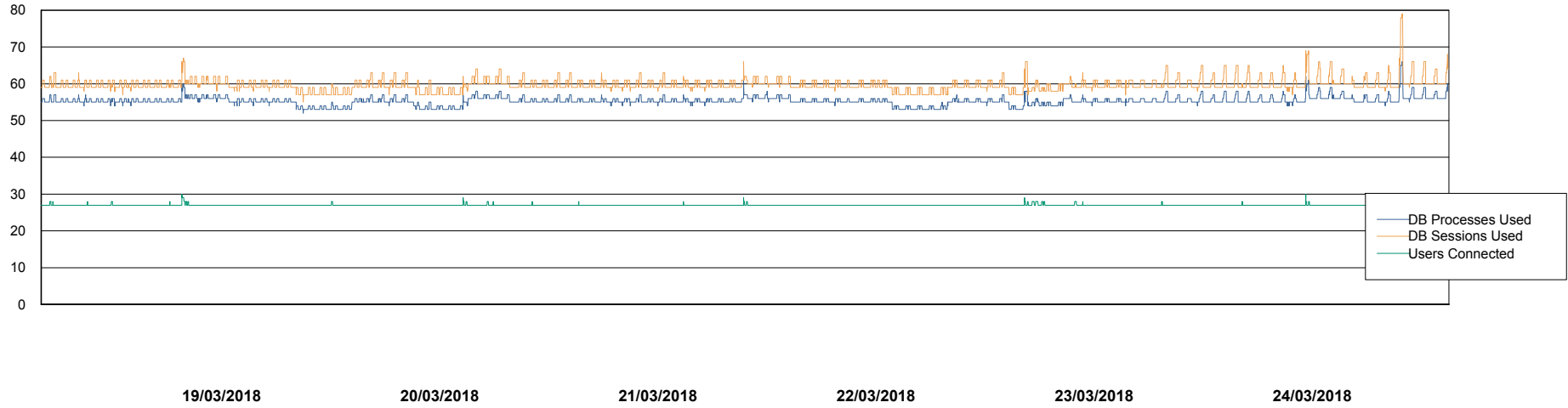


Weekly SLA Customer Report

Customer CLO Production
Database ID 38



Database Performance CLODB_Test



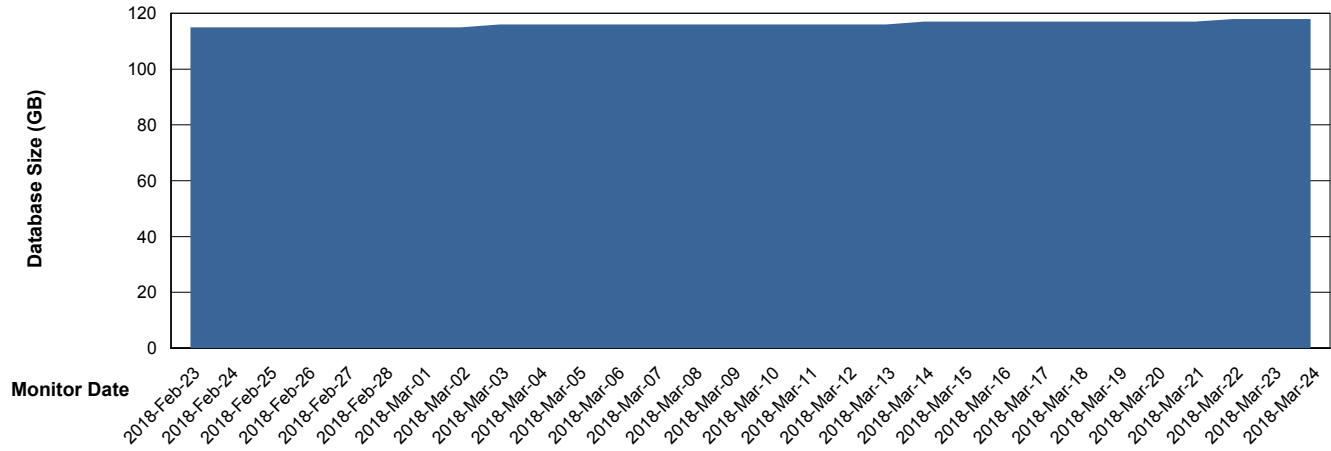
Weekly SLA Customer Report

Customer CLO Production
Database ID 38



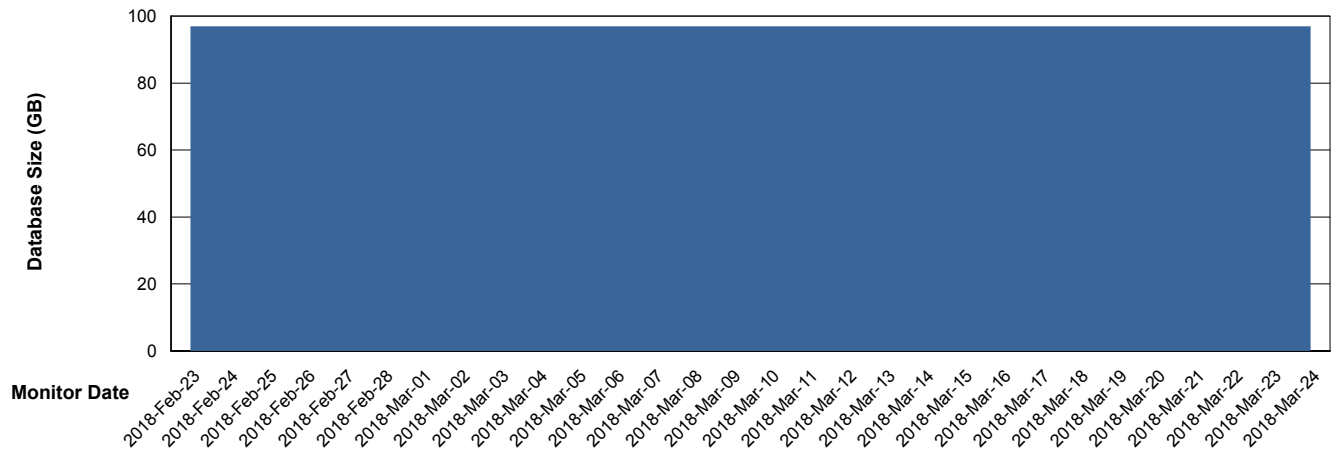
DATABASE SIZE CLODB_Production

Database growth over last month



DATABASE SIZE CLODB_Test

Database growth over last month



Weekly SLA Customer Report

Customer CLO Production
Database ID 38



Database Tablespace		CLODB_Production		
Date	Tablespace Name	Filesize (Gb)	Usedsize (Gb)	Percentage free
24/03/2018	ABSDATA	69	59	14
	INDX	67	58	13
23/03/2018	ABSDATA	69	59	14
	INDX	67	58	13
22/03/2018	ABSDATA	69	59	14
	INDX	67	58	13
21/03/2018	ABSDATA	69	59	14
	INDX	67	58	13
20/03/2018	ABSDATA	69	58	16
	INDX	67	58	13
19/03/2018	ABSDATA	69	58	16
	INDX	67	58	13
18/03/2018	ABSDATA	69	58	16
	INDX	67	58	13

Weekly SLA Customer Report

Customer CLO Production
 Database ID 38

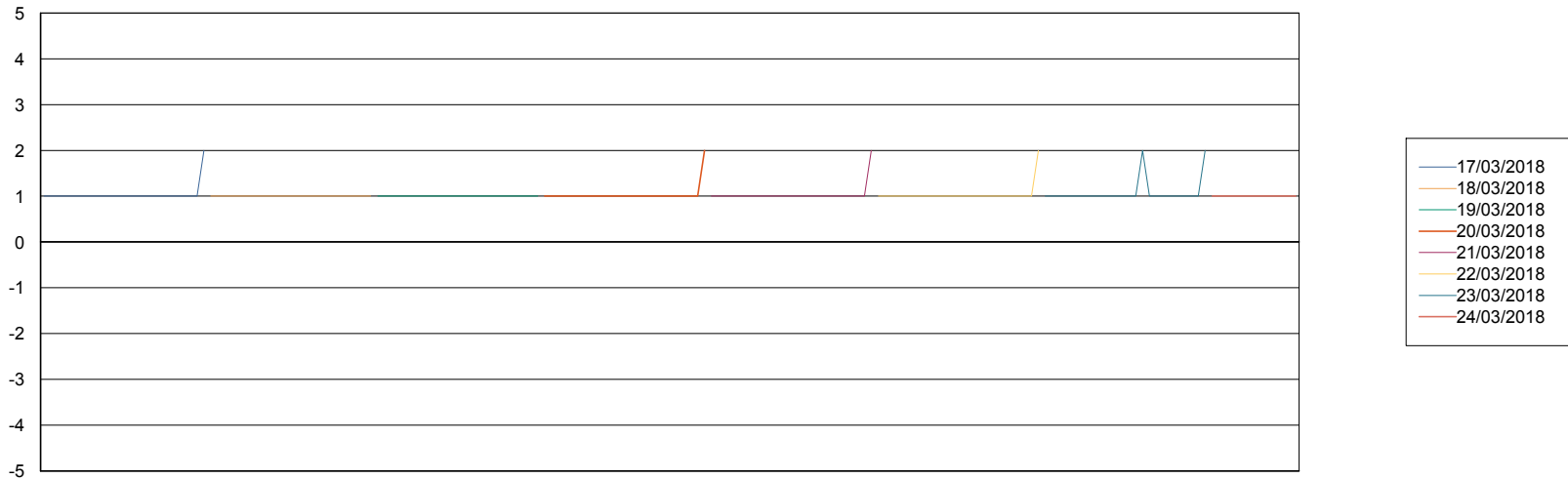


Database Tablespace CLODB_Test

Date	Tablespace Name	Filesize (Gb)	Usedsize (Gb)	Percentage free
24/03/2018	ABSDATA	65	50	23
	INDX	54	44	19
23/03/2018	ABSDATA	65	50	23
	INDX	54	44	19
22/03/2018	ABSDATA	65	50	23
	INDX	54	44	19
21/03/2018	ABSDATA	65	50	23
	INDX	54	44	19
20/03/2018	ABSDATA	65	50	23
	INDX	54	44	19
19/03/2018	ABSDATA	65	50	23
	INDX	54	44	19
18/03/2018	ABSDATA	65	50	23
	INDX	54	44	19

Standby Database Health CLO Production

Recovery lag for last 7 days



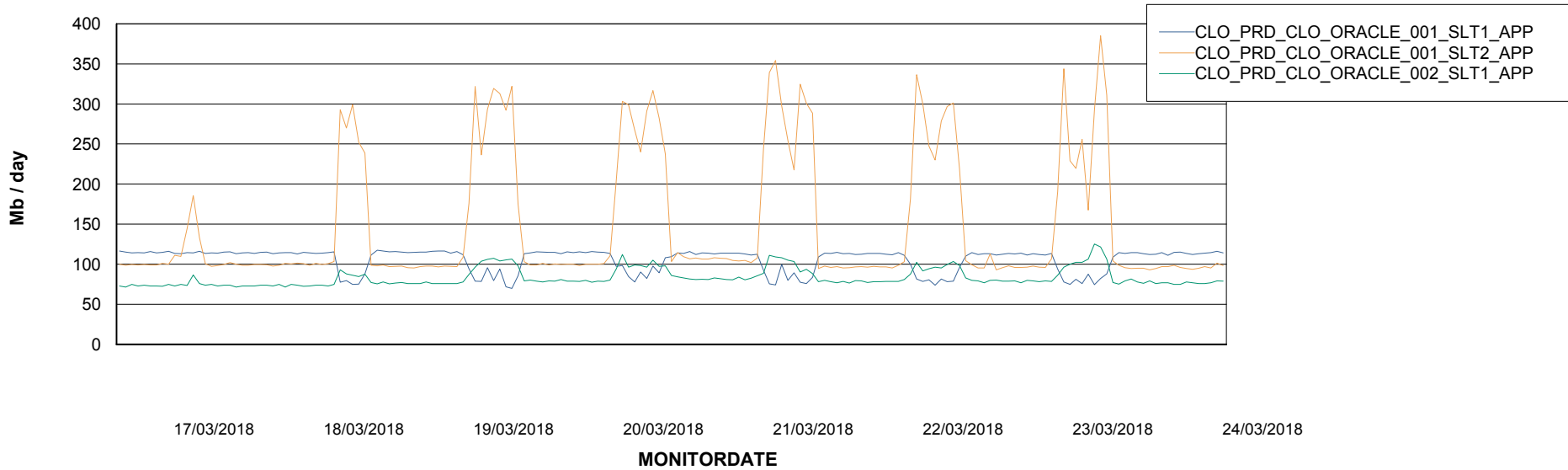
Weekly SLA Customer Report

Customer CLO Production
Database ID 38

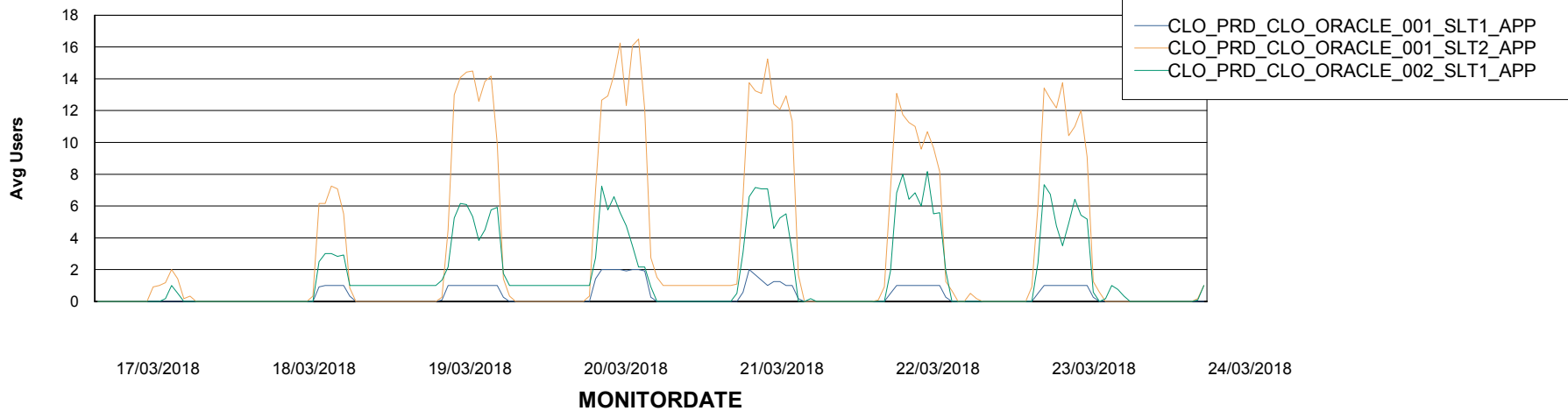


ABSSolute Application Server Services

Avg memory used per ABS Server Service



Avg users per day per ABS server



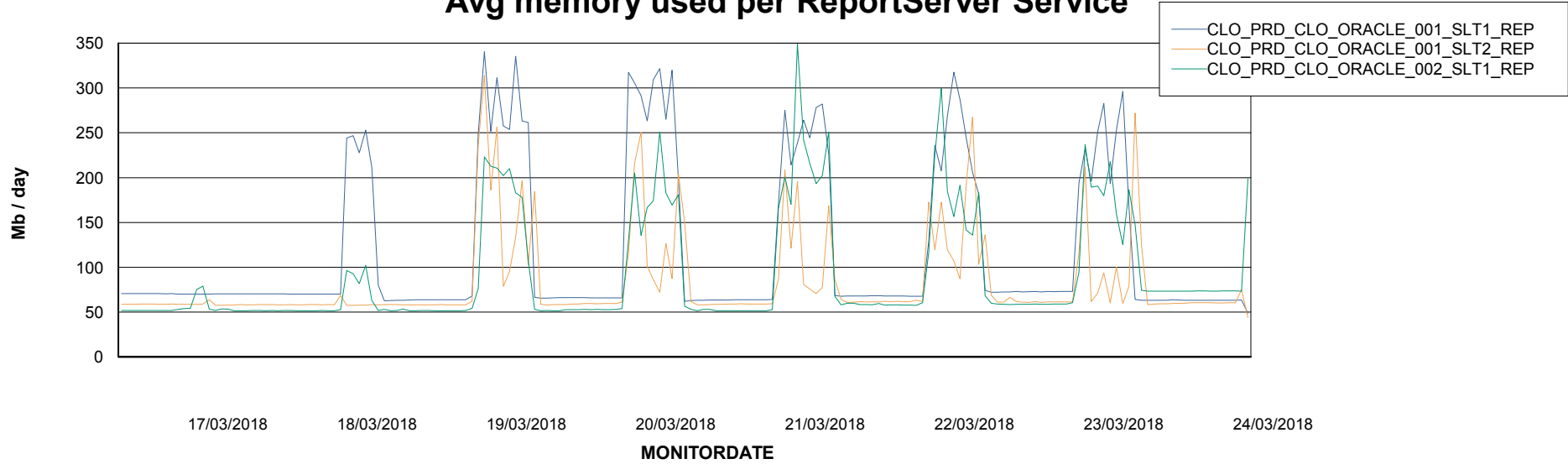
Weekly SLA Customer Report

Customer CLO Production
Database ID 38



ABSSolute Application ReportServer Services

Avg memory used per ReportServer Service



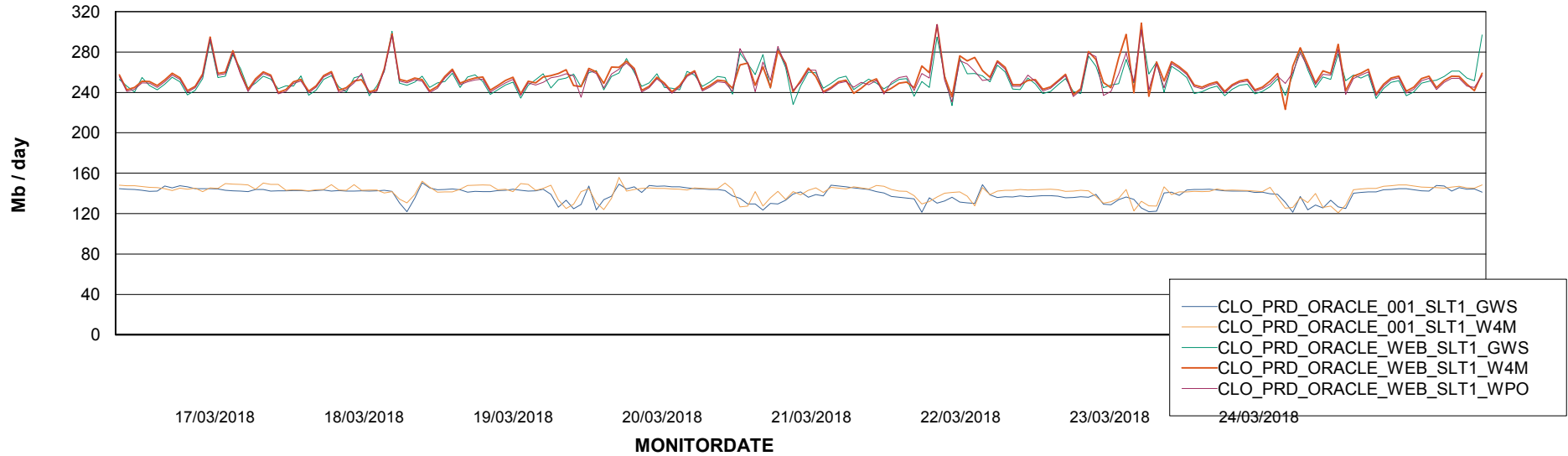
Weekly SLA Customer Report

Customer CLO Production
Database ID 38



ABSSolute Web Component Services

Avg memory used per ABS Web component



Weekly SLA Customer Report

Customer CLO Production
Database ID 38



Disaster per ABS component

