

Weekly SLA Customer Report

Customer PCO Production
Database ID 44



Harddisk Usage PCO_PRD_ORACLE1

	Free disk space on c: (%)	Total disk space on c: (Gb)	Free disk space on d: (%)	Total disk space on d: (Gb)
17/03/2018	60	279	13	838
16/03/2018	60	279	16	838
15/03/2018	60	279	17	838
14/03/2018	60	279	18	838
13/03/2018	60	279	23	838
12/03/2018	60	279	17	838
11/03/2018	61	279	18	838

Harddisk Usage PCO_PRD_ORACLE2

	Free disk space on c: (%)	Total disk space on c: (Gb)	Free disk space on d: (%)	Total disk space on d: (Gb)
17/03/2018	76	279	34	838
16/03/2018	76	279	34	838
15/03/2018	76	279	35	838
14/03/2018	76	279	35	838
13/03/2018	76	279	36	838
12/03/2018	76	279	36	838
11/03/2018	76	279	36	838

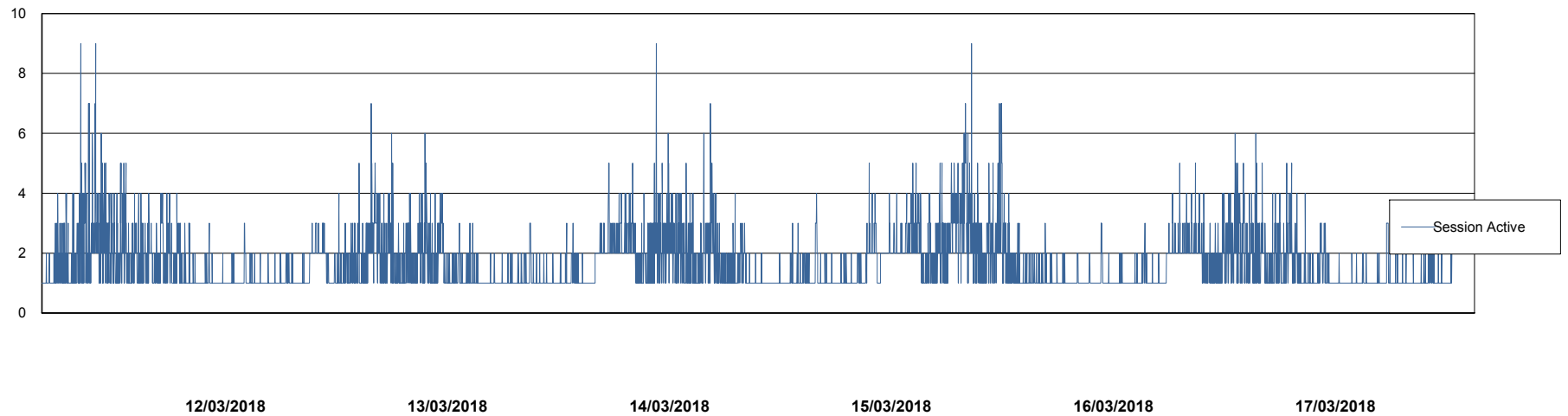
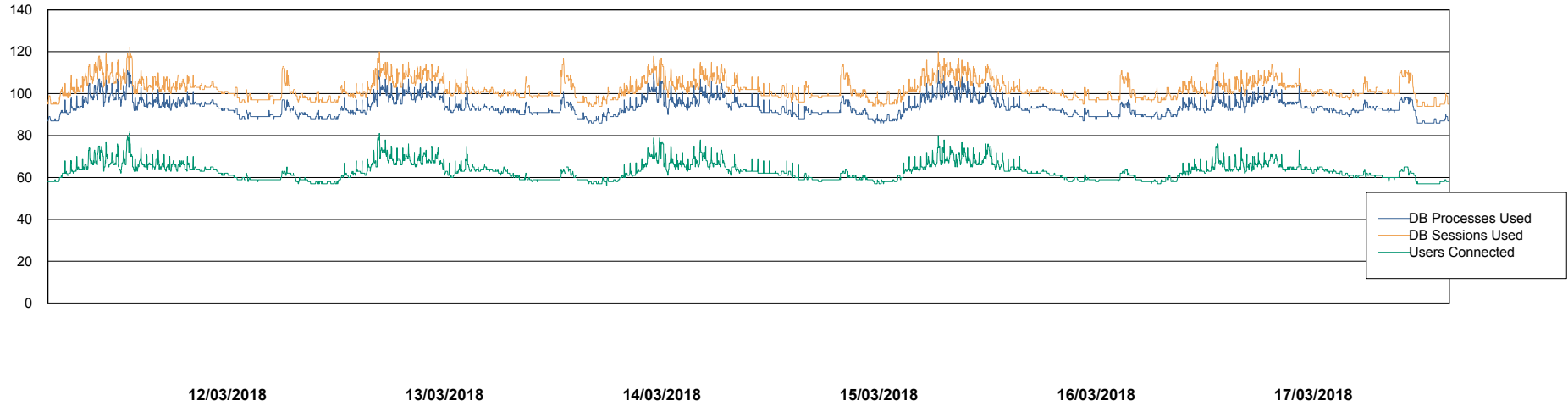
Weekly SLA Customer Report

Customer PCO Production
Database ID 44



Database Performance PCODB_Production

DB Processes Max 300
DB Sessions Max 480



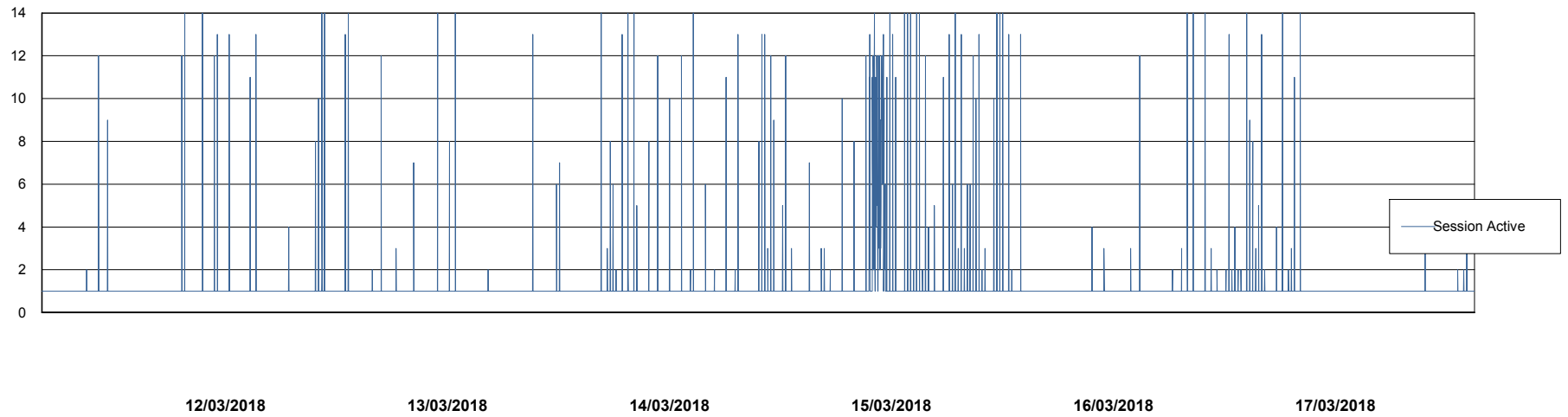
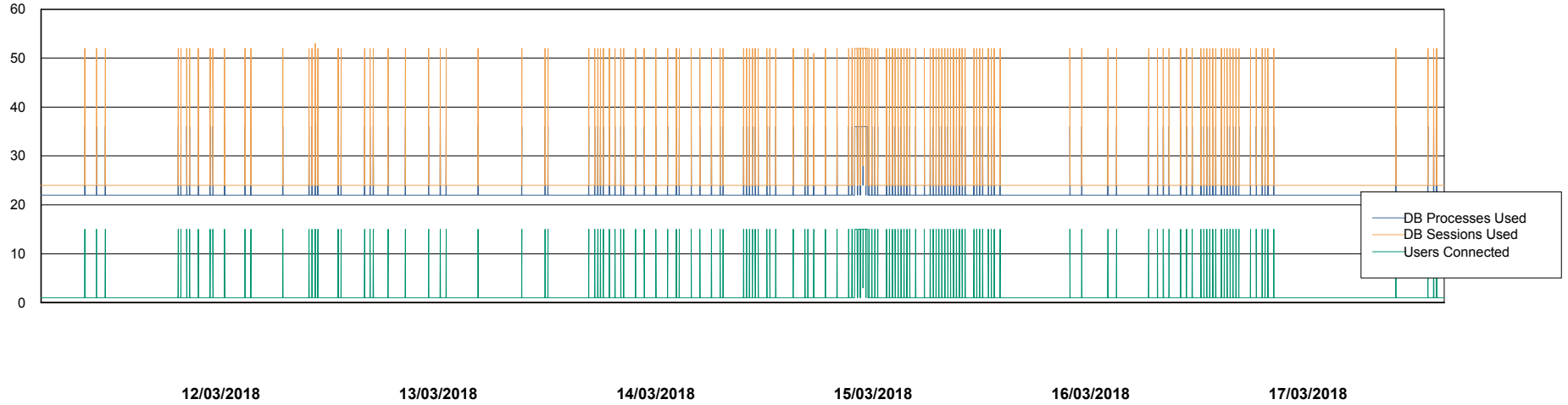
Weekly SLA Customer Report

Customer PCO Production
Database ID 44



Database Performance PCODB_Standby

DB Processes Max 520
DB Sessions Max 804



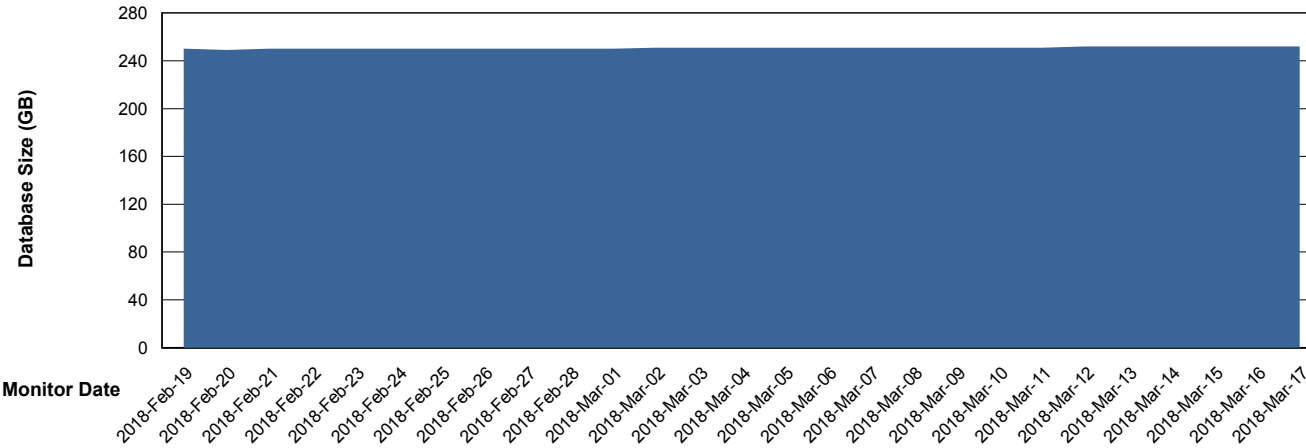
Weekly SLA Customer Report

Customer PCO Production
 Database ID 44



DATABASE SIZE PCODB_Production

Database growth over last month



Database Tablespace PCODB_Production

Date	Tablespace Name	Filesize (Gb)	Usedsize (Gb)	Percentage free
17/03/2018	ABSDATA	103	87	16
	INDX	192	163	15
16/03/2018	ABSDATA	103	87	16
	INDX	192	163	15
15/03/2018	ABSDATA	103	87	16
	INDX	192	163	15
14/03/2018	ABSDATA	103	87	16
	INDX	192	163	15
13/03/2018	ABSDATA	103	87	16
	INDX	192	163	15
12/03/2018	ABSDATA	103	87	16
	INDX	192	163	15
11/03/2018	ABSDATA	103	87	16
	INDX	192	163	15

Weekly SLA Customer Report

Customer PCO Production
Database ID 44



Standby Database Health PCO Production

Recovery lag for last 7 days

