

Weekly SLA Customer Report

Customer LLG_Production
Database ID 53



Harddisk Usage LLG_PRD_BI01

	Free disk space on c: (%)	Total disk space on c: (Gb)
17/03/2018	51	559
16/03/2018	51	559
15/03/2018	51	559
14/03/2018	51	559
13/03/2018	51	559
12/03/2018	51	559
11/03/2018	51	559

Harddisk Usage LLG_PRD_ORA01

	Free disk space on c: (%)	Total disk space on c: (Gb)	Free disk space on d: (%)	Total disk space on d: (Gb)
17/03/2018	87	1,117	32	600
16/03/2018	87	1,117	33	600
15/03/2018	87	1,117	33	600
14/03/2018	87	1,117	33	600
13/03/2018	87	1,117	33	600
12/03/2018	87	1,117	32	600
11/03/2018	87	1,117	33	600

Weekly SLA Customer Report

Customer LLG_Production
Database ID 53



Harddisk Usage LLG_PRD_ORA02

	Free disk space on c: (%)	Total disk space on c: (Gb)	Free disk space on d: (%)	Total disk space on d: (Gb)
17/03/2018	76	279	12	600
16/03/2018	76	279	12	600
15/03/2018	76	279	11	600
14/03/2018	76	279	11	600
13/03/2018	76	279	11	600
12/03/2018	76	279	11	600
11/03/2018	76	279	12	600

Harddisk Usage LLG_PRD_vABS01

	Free disk space on c: (%)	Total disk space on c: (Gb)	Free disk space on d: (%)	Total disk space on d: (Gb)
17/03/2018	12	180	74	150
16/03/2018	12	180	74	150
15/03/2018	12	180	74	150
14/03/2018	12	180	74	150
13/03/2018	12	180	74	150
12/03/2018	12	180	74	150
11/03/2018	12	180	74	150

Weekly SLA Customer Report

Customer LLG_Production
Database ID 53



Harddisk Usage LLG_PRD_vABS02

	Free disk space on c: (%)	Total disk space on c: (Gb)	Free disk space on d: (%)	Total disk space on d: (Gb)
17/03/2018	14	170	61	150
16/03/2018	14	170	61	150
15/03/2018	14	170	61	150
14/03/2018	14	170	61	150
13/03/2018	14	170	61	150
12/03/2018	14	170	61	150
11/03/2018	14	170	61	150

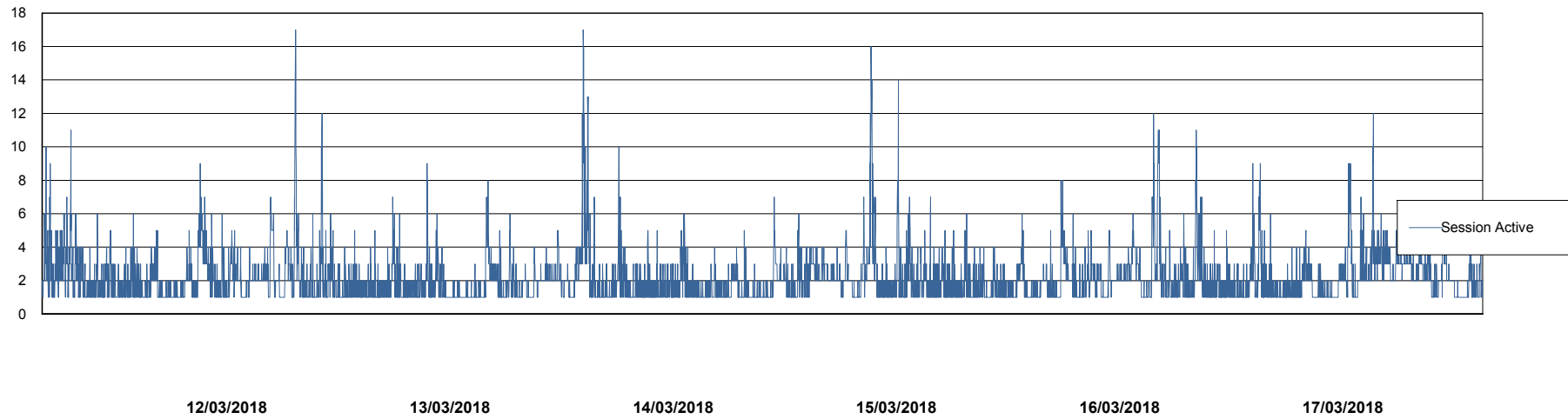
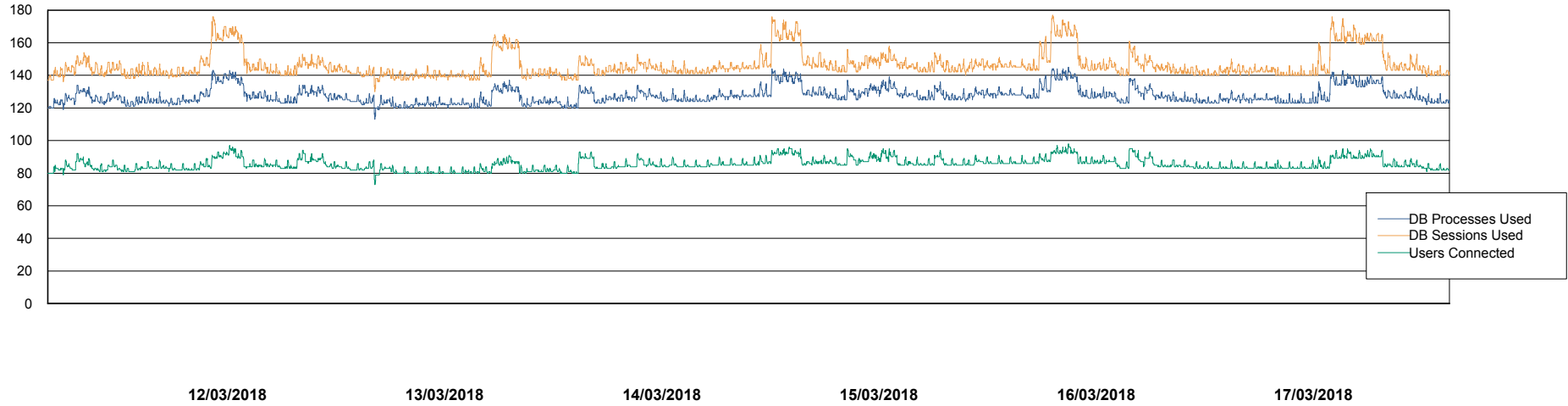
Weekly SLA Customer Report

Customer LLG_Production
Database ID 53



Database Performance LLGDB_Production

DB Processes Max 520
DB Sessions Max 804



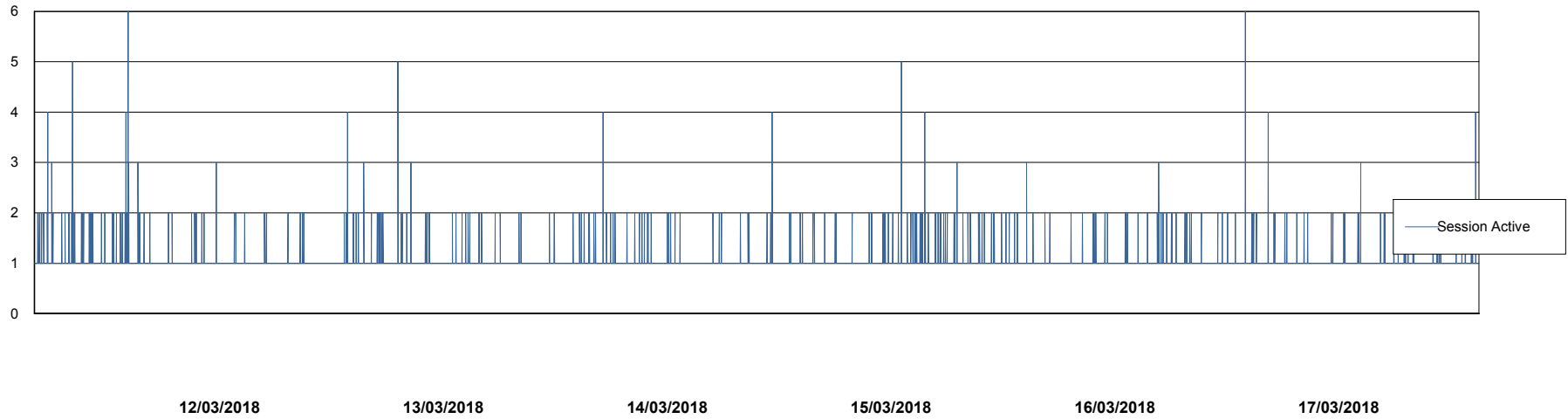
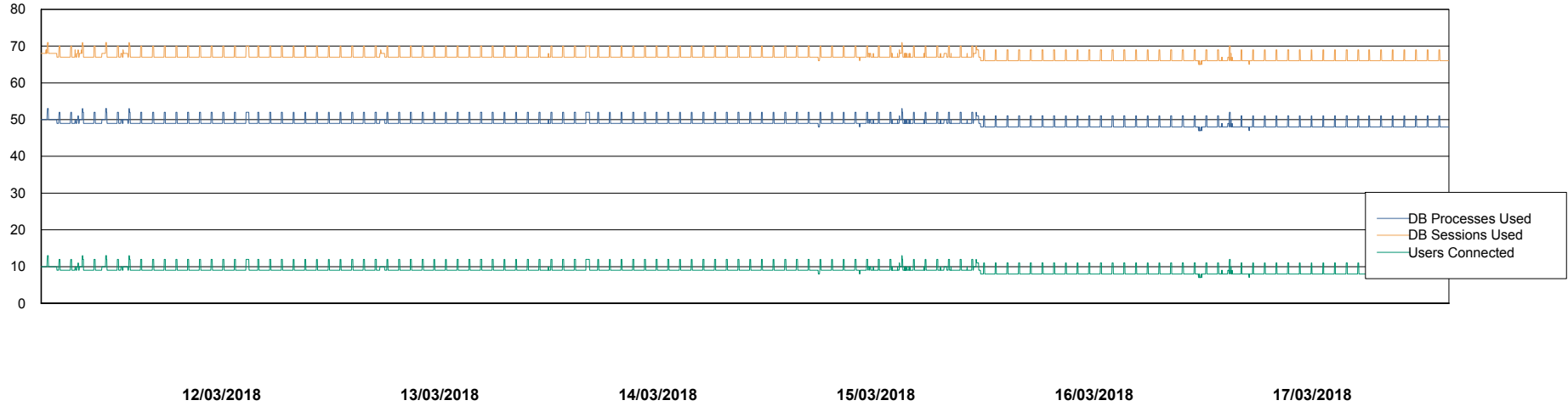
Weekly SLA Customer Report

Customer LLG_Production
Database ID 53



Database Performance LLGDB_Standby

DB Processes Max 520
DB Sessions Max 804



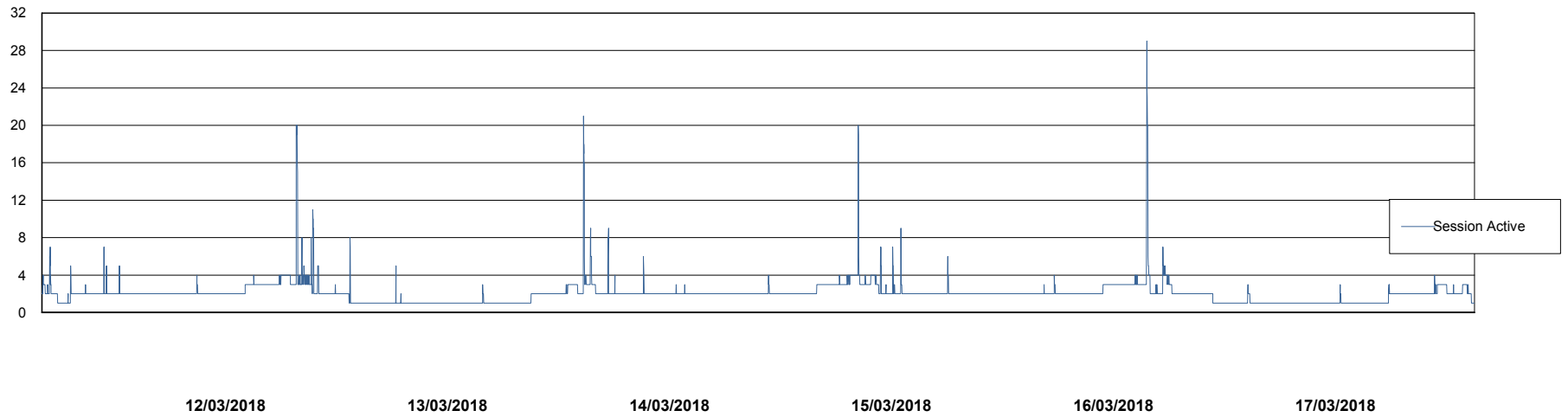
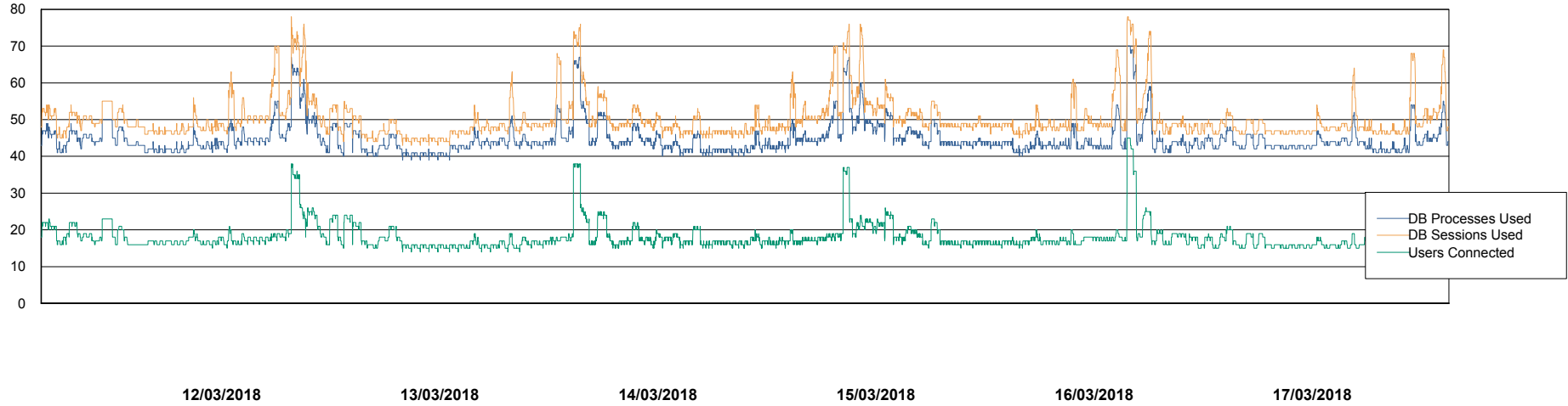
Weekly SLA Customer Report

Customer LLG_Production
Database ID 53



Database Performance LLGDBBI_Production

DB Processes Max 500
DB Sessions Max 780



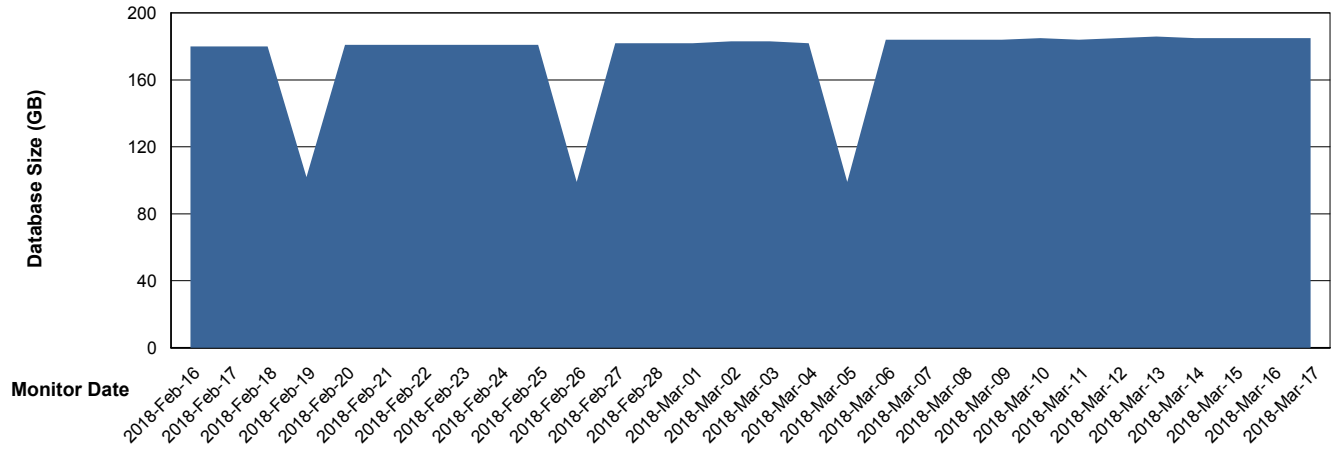
Weekly SLA Customer Report

Customer LLG_Production
 Database ID 53



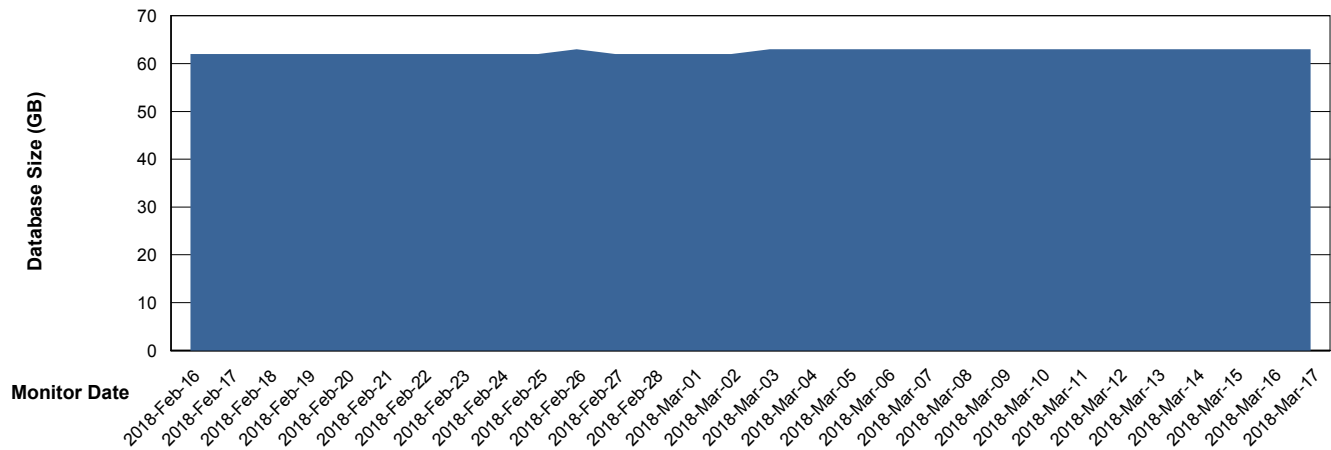
DATABASE SIZE LLGDB_Production

Database growth over last month



DATABASE SIZE LLGDBBI_Production

Database growth over last month



Weekly SLA Customer Report

Customer LLG_Production
Database ID 53



Database Tablespace LLGDB_Production

Date	Tablespace Name	Filesize (Gb)	Usedsize (Gb)	Percentage free
17/03/2018	ABSDATA	98	82	16
	INDX	115	100	13
16/03/2018	ABSDATA	98	82	16
	INDX	115	100	13
15/03/2018	ABSDATA	98	82	16
	INDX	115	100	13
14/03/2018	ABSDATA	98	82	16
	INDX	115	100	13
13/03/2018	ABSDATA	98	82	16
	INDX	115	100	13
12/03/2018	ABSDATA	98	82	16
	INDX	115	100	13
11/03/2018	ABSDATA	98	82	16
	INDX	115	100	13

Weekly SLA Customer Report

Customer LLG_Production
Database ID 53



Database Tablespace LLGDBBI_Production

Date	Tablespace Name	Filesize (Gb)	Usedsize (Gb)	Percentage free
17/03/2018	ABSDATA	35	31	11
	INDX	32	29	9
16/03/2018	ABSDATA	35	31	11
	INDX	32	29	9
15/03/2018	ABSDATA	35	31	11
	INDX	32	29	9
14/03/2018	ABSDATA	35	30	14
	INDX	32	29	9
13/03/2018	ABSDATA	35	30	14
	INDX	32	29	9
12/03/2018	ABSDATA	35	30	14
	INDX	32	29	9
11/03/2018	ABSDATA	35	30	14
	INDX	32	29	9

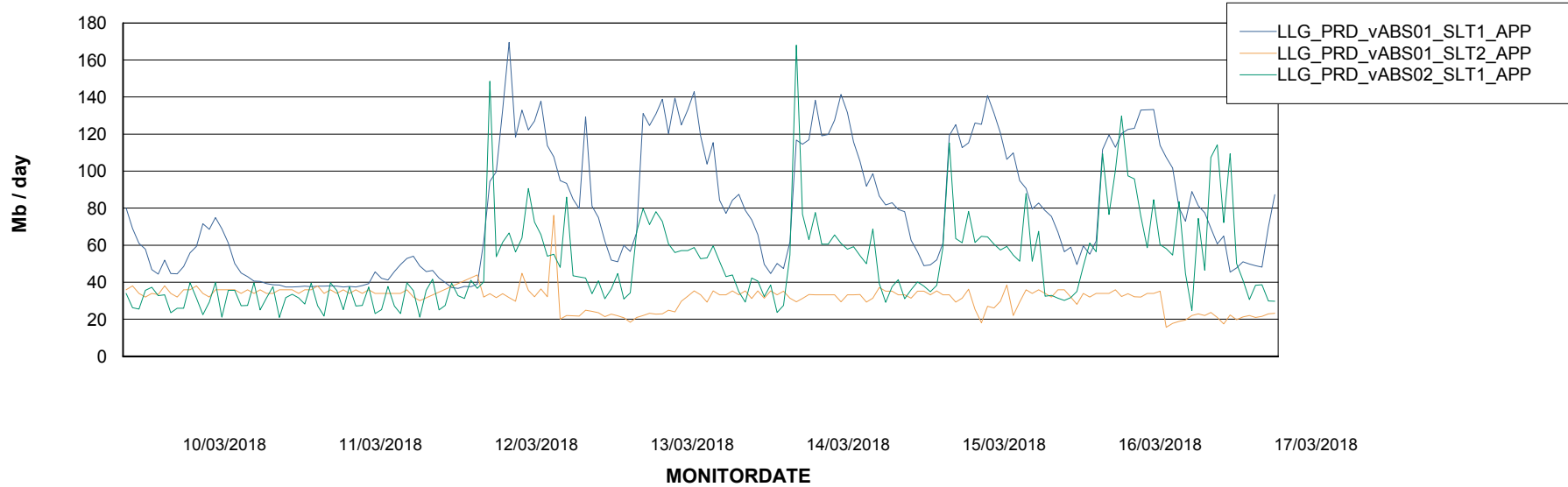
Weekly SLA Customer Report

Customer LLG_Production
Database ID 53

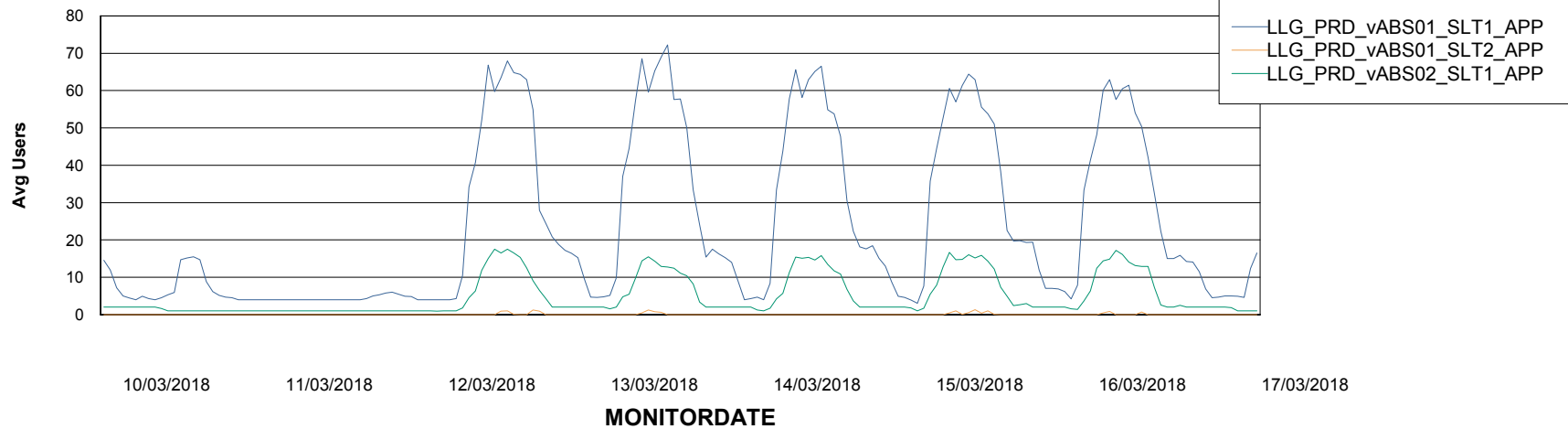


ABSSolute Application Server Services

Avg memory used per ABS Server Service



Avg users per day per ABS server



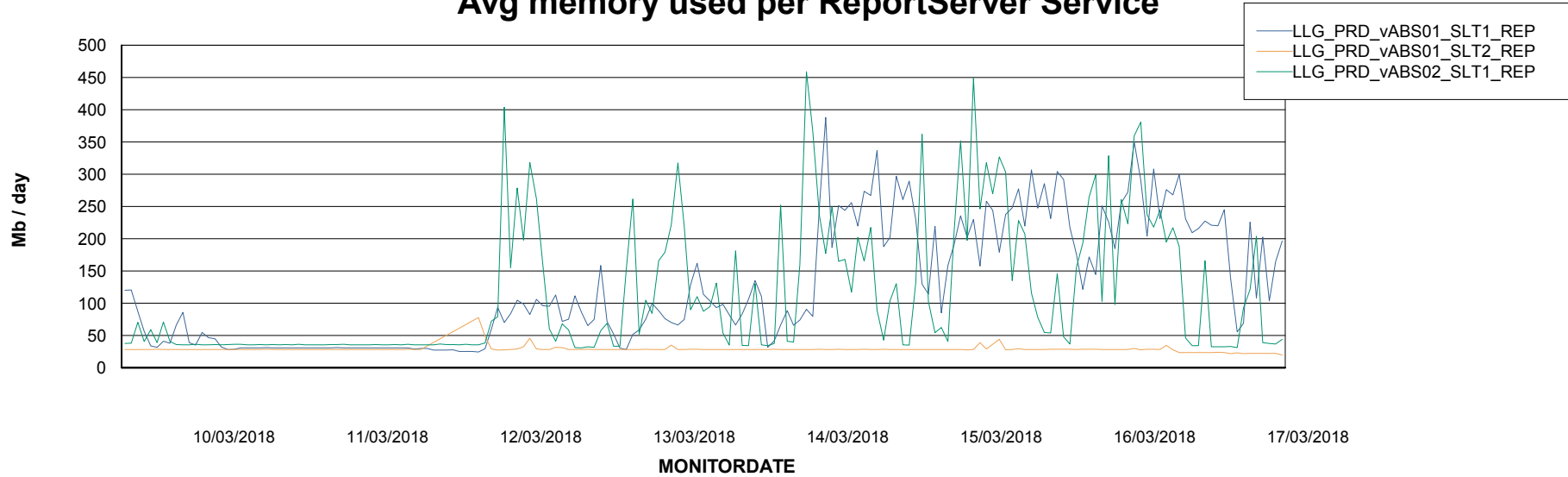
Weekly SLA Customer Report

Customer LLG_Production
Database ID 53



ABSSolute Application ReportServer Services

Avg memory used per ReportServer Service



Disaster per ABS component

