

Weekly SLA Customer Report

Customer PHS_Production
Database ID 47



Harddisk Usage PHS_BI_GCAB779a

	Free disk space on c: (%)	Total disk space on c: (Gb)	Free disk space on d: (%)	Total disk space on d: (Gb)
10/03/2018	18	150	33	200
09/03/2018	18	150	33	200
08/03/2018	18	150	33	200
07/03/2018	18	150	33	200
06/03/2018	19	150	33	200
05/03/2018	19	150	34	200
04/03/2018	19	150	34	200

Harddisk Usage PHS_PRDWEB_DCAB573b

	Free disk space on c: (%)	Total disk space on c: (Gb)
10/03/2018	84	100
09/03/2018	82	100
08/03/2018	81	100
07/03/2018	81	100
06/03/2018	81	100
05/03/2018	81	100
04/03/2018	81	100

Weekly SLA Customer Report

Customer PHS_Production
Database ID 47



Harddisk Usage PHS_PRD_GCAB574b

	Free disk space on c: (%)	Total disk space on c: (Gb)	Free disk space on d: (%)	Total disk space on d: (Gb)	Free disk space on f: (%)	Total disk space on f: (Gb)
10/03/2018	75	150	36	300	43	200
09/03/2018	75	150	38	300	47	200
08/03/2018	75	150	38	300	47	200
07/03/2018	75	150	38	300	47	200
06/03/2018	75	150	38	300	47	200
05/03/2018	75	150	38	300	47	200
04/03/2018	75	150	38	300	49	200

Harddisk Usage PHS_PRD_GCAB576b

	Free disk space on c: (%)	Total disk space on c: (Gb)	Free disk space on d: (%)	Total disk space on d: (Gb)	Free disk space on f: (%)	Total disk space on f: (Gb)
10/03/2018	78	150	39	300	77	100
09/03/2018	78	150	41	300	77	100
08/03/2018	78	150	41	300	77	100
07/03/2018	78	150	41	300	77	100
06/03/2018	78	150	41	300	77	100
05/03/2018	78	150	41	300	74	100
04/03/2018	78	150	41	300	78	100

Weekly SLA Customer Report

Customer PHS_Production
Database ID 47



Harddisk Usage PHS_TST_GCAB575b

	Free disk space on c: (%)	Total disk space on c: (Gb)	Free disk space on d: (%)	Total disk space on d: (Gb)
10/03/2018	16	50	35	300
09/03/2018	16	50	35	300
08/03/2018	16	50	35	300
07/03/2018	16	50	35	300
06/03/2018	16	50	35	300
05/03/2018	16	50	35	300
04/03/2018	16	50	35	300

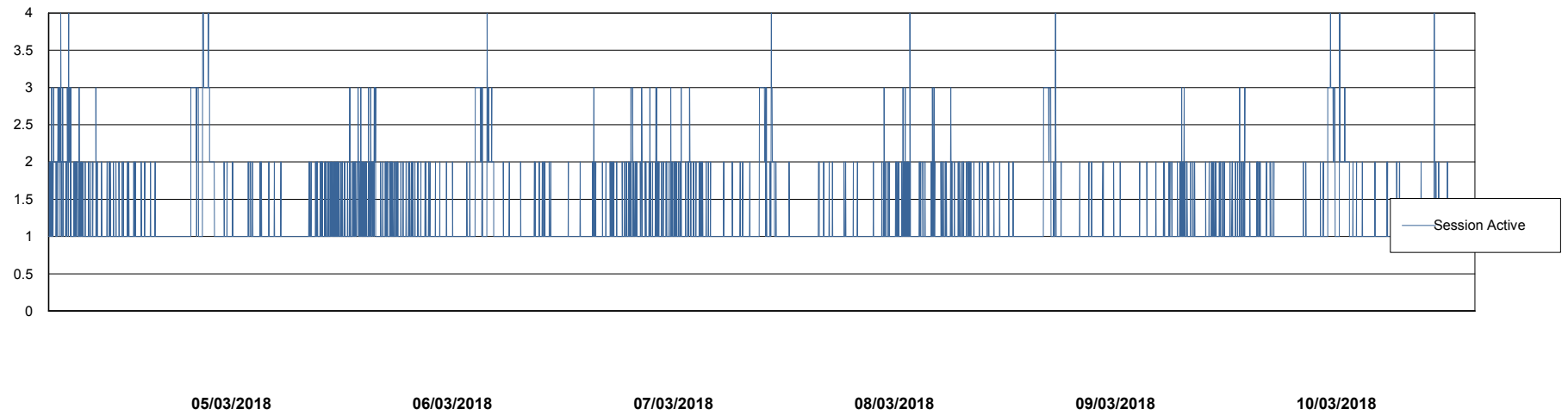
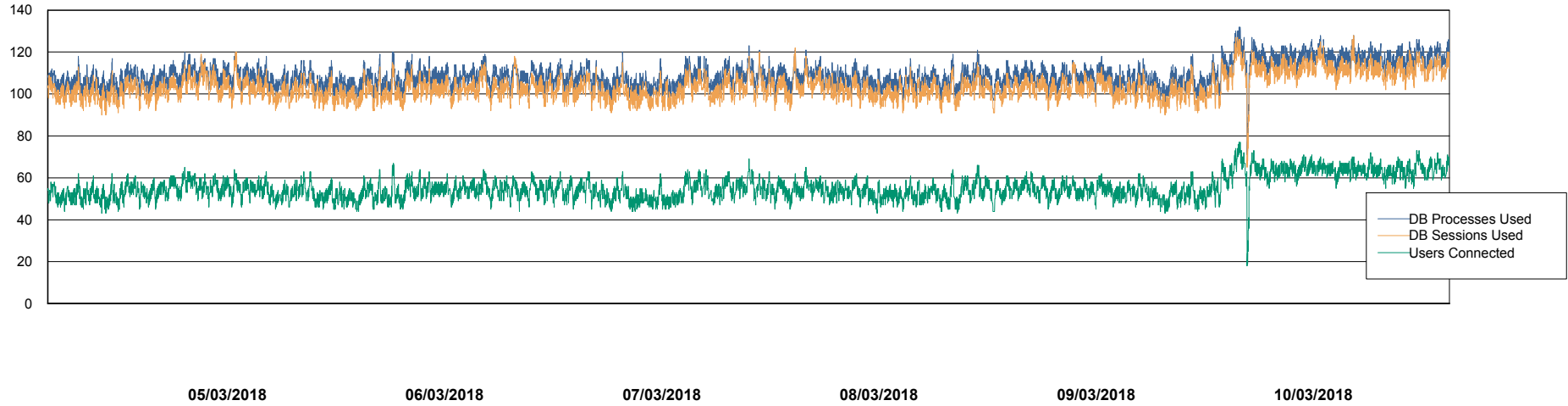
Weekly SLA Customer Report

Customer PHS_Production
Database ID 47



Database Performance PHSDB_Production

DB Processes Max 500
DB Sessions Max 772



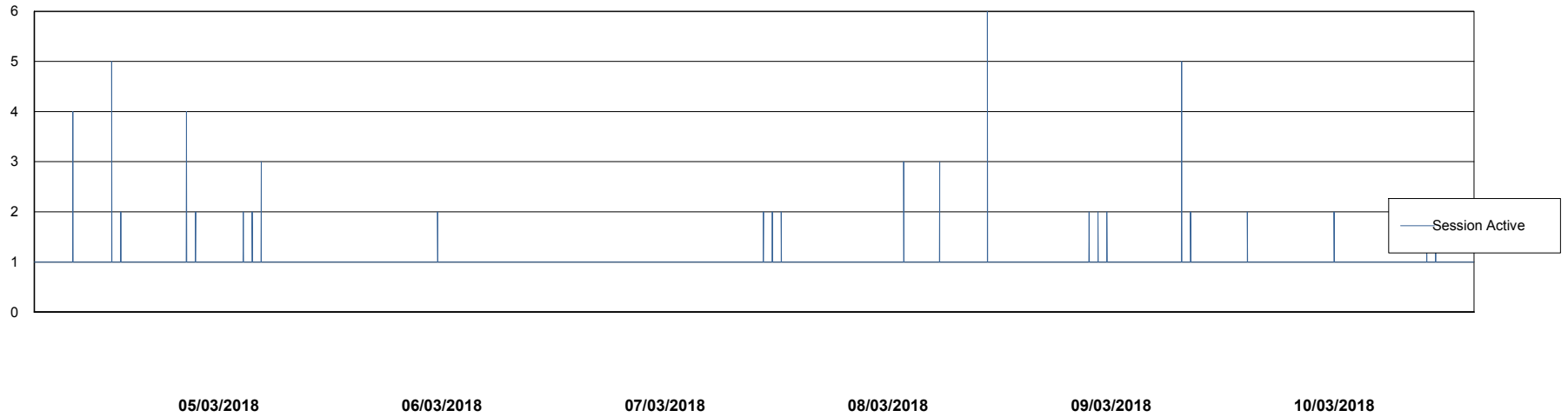
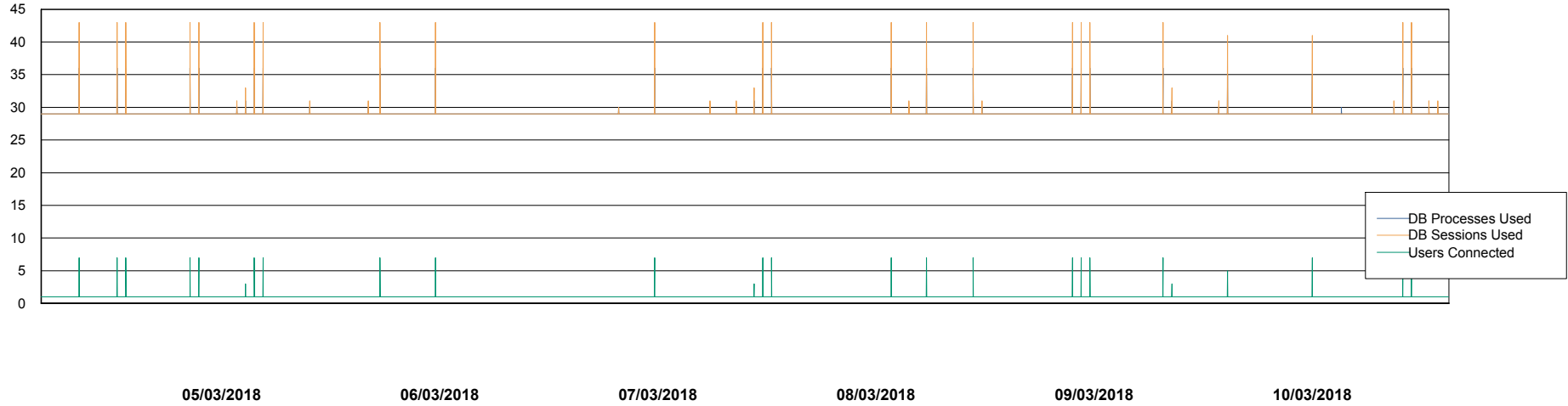
Weekly SLA Customer Report

Customer PHS_Production
Database ID 47



Database Performance PHSDB_Standby

DB Processes Max 500
DB Sessions Max 772



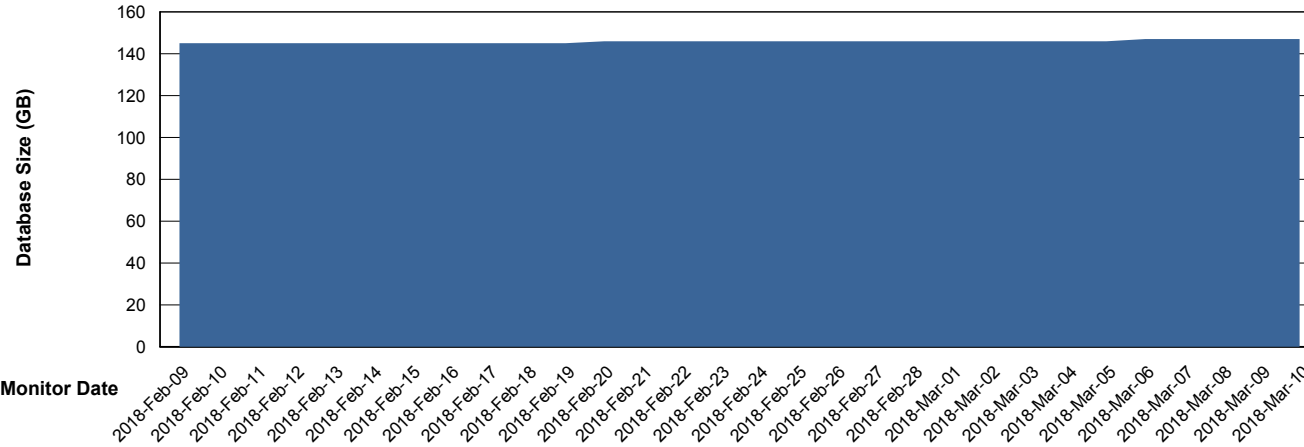
Weekly SLA Customer Report

Customer PHS_Production
 Database ID 47



DATABASE SIZE PHSDB_Production

Database growth over last month



Database Tablespace PHSDB_Production

Date	Tablespace Name	Filesize (Gb)	Usedsize (Gb)	Percentage free
10/03/2018	ABSDATA	165	140	15
	INDX	6	4	33
09/03/2018	ABSDATA	165	140	15
	INDX	6	4	33
08/03/2018	ABSDATA	158	140	11
	INDX	6	4	33
07/03/2018	ABSDATA	158	140	11
	INDX	6	4	33
06/03/2018	ABSDATA	158	140	11
	INDX	6	4	33
05/03/2018	ABSDATA	158	140	11
	INDX	6	4	33
04/03/2018	ABSDATA	158	139	12
	INDX	6	4	33

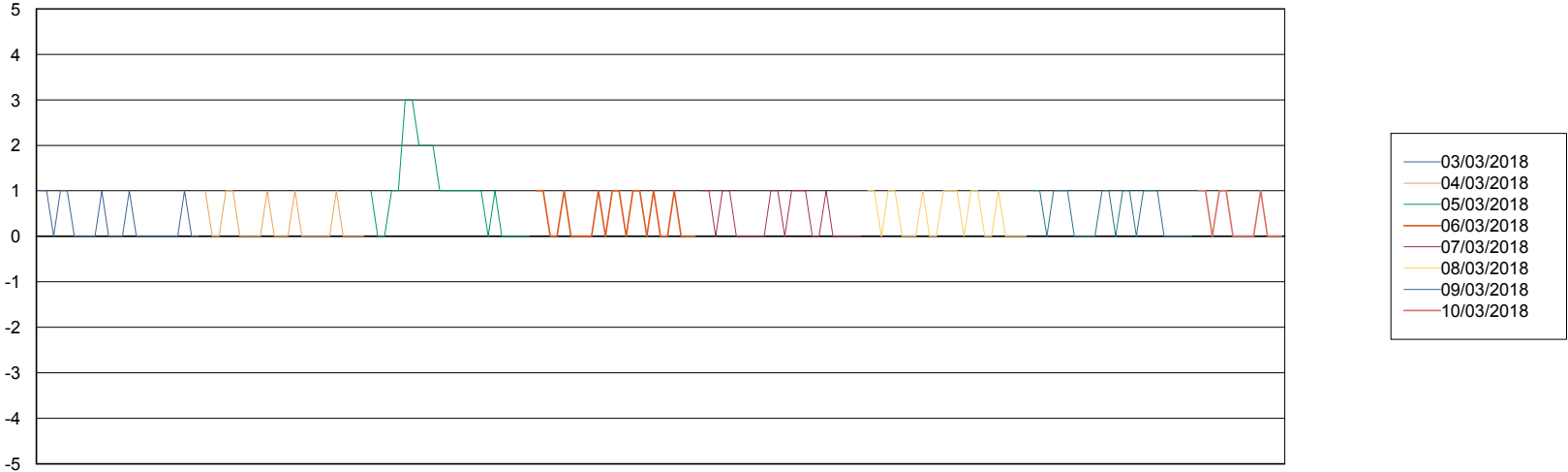
Weekly SLA Customer Report

Customer PHS_Production
Database ID 47



Standby Database Health PHS_Production

Recovery lag for last 7 days



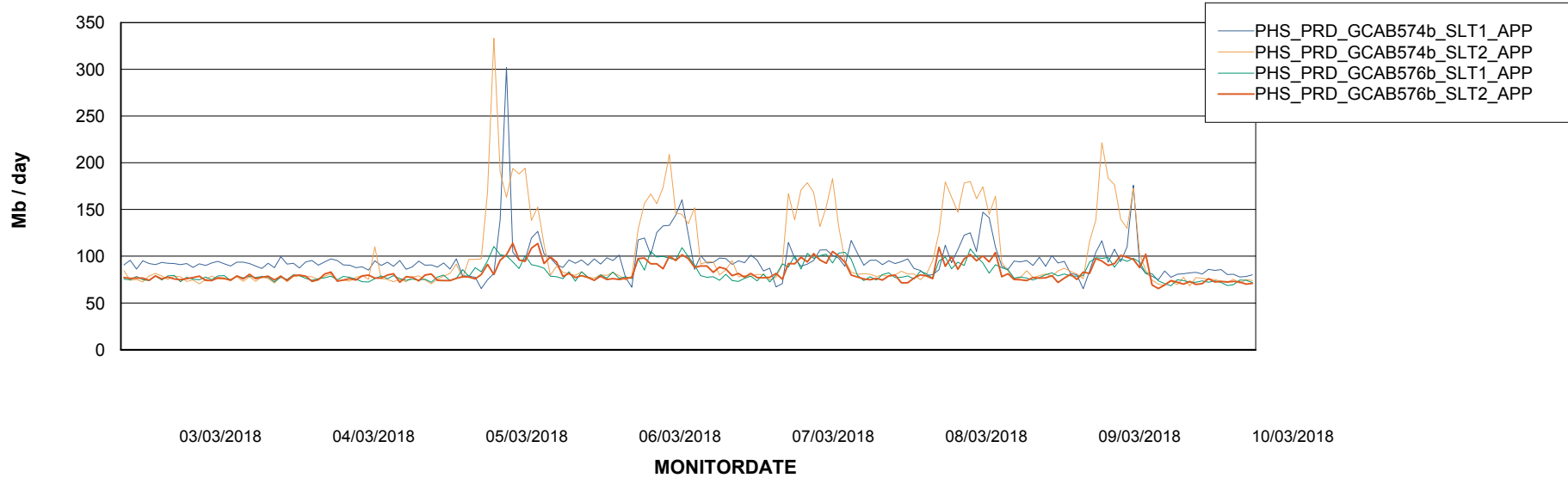
Weekly SLA Customer Report

Customer PHS_Production
Database ID 47

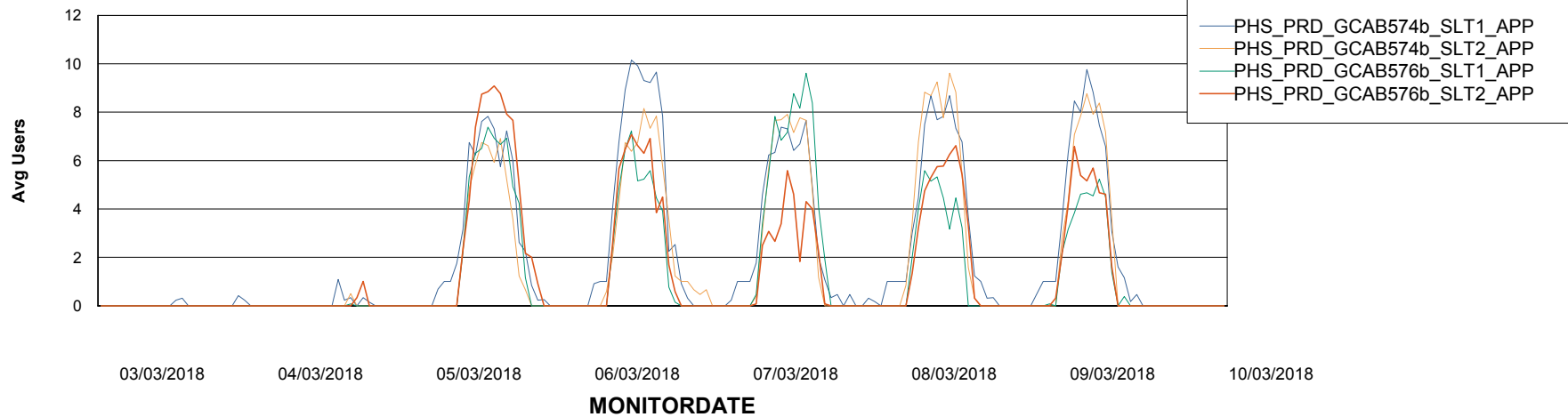


ABSSolute Application Server Services

Avg memory used per ABS Server Service



Avg users per day per ABS server



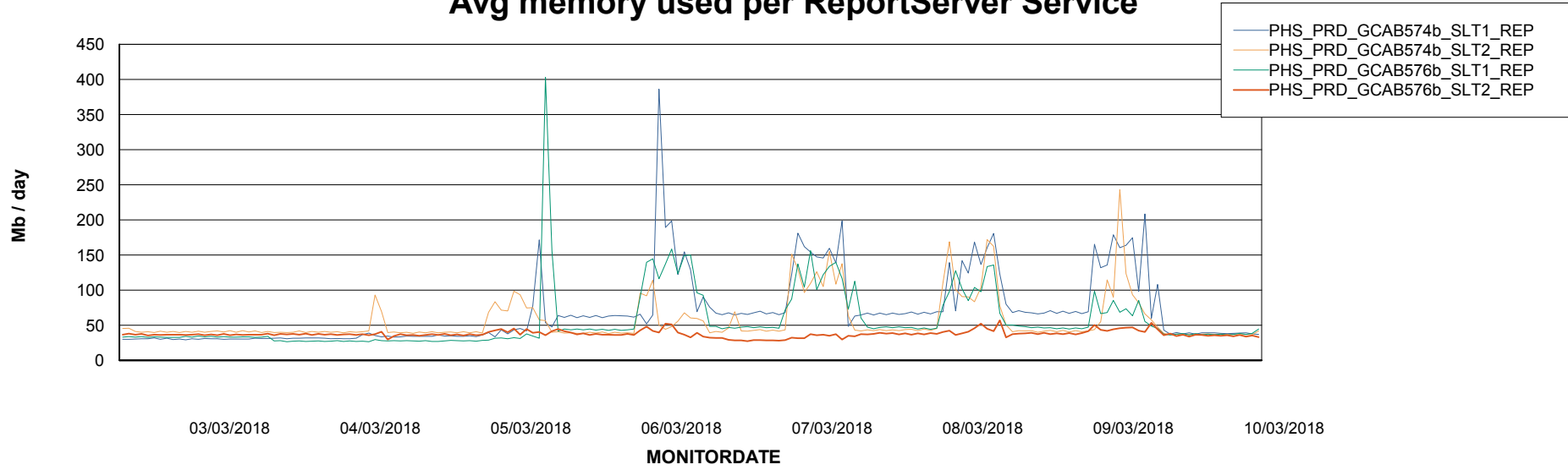
Weekly SLA Customer Report

Customer PHS_Production
Database ID 47



ABSSolute Application ReportServer Services

Avg memory used per ReportServer Service



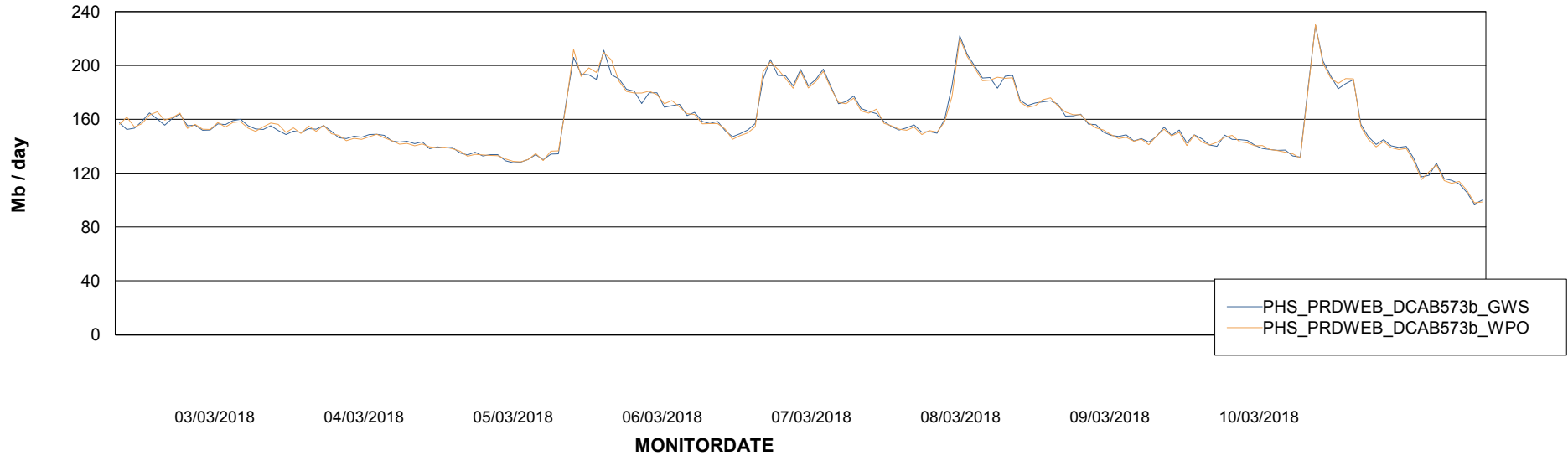
Weekly SLA Customer Report

Customer PHS_Production
Database ID 47



ABSSolute Web Component Services

Avg memory used per ABS Web component



Weekly SLA Customer Report

Customer PHS_Production
Database ID 47



Disaster per ABS component

