

# Weekly SLA Customer Report

Customer PCO Production  
Database ID 44



## Harddisk Usage PCO\_PRD\_ORACLE1

	Free disk space on c: (%)	Total disk space on c: (Gb)	Free disk space on d: (%)	Total disk space on d: (Gb)
10/03/2018	61	279	20	838
09/03/2018	61	279	20	838
08/03/2018	61	279	19	838
07/03/2018	61	279	23	838
06/03/2018	61	279	26	838
05/03/2018	61	279	20	838
04/03/2018	61	279	20	838

## Harddisk Usage PCO\_PRD\_ORACLE2

	Free disk space on c: (%)	Total disk space on c: (Gb)	Free disk space on d: (%)	Total disk space on d: (Gb)
10/03/2018	76	279	37	838
09/03/2018	76	279	37	838
08/03/2018	76	279	37	838
07/03/2018	76	279	38	838
06/03/2018	76	279	38	838
05/03/2018	76	279	39	838
04/03/2018	76	279	39	838

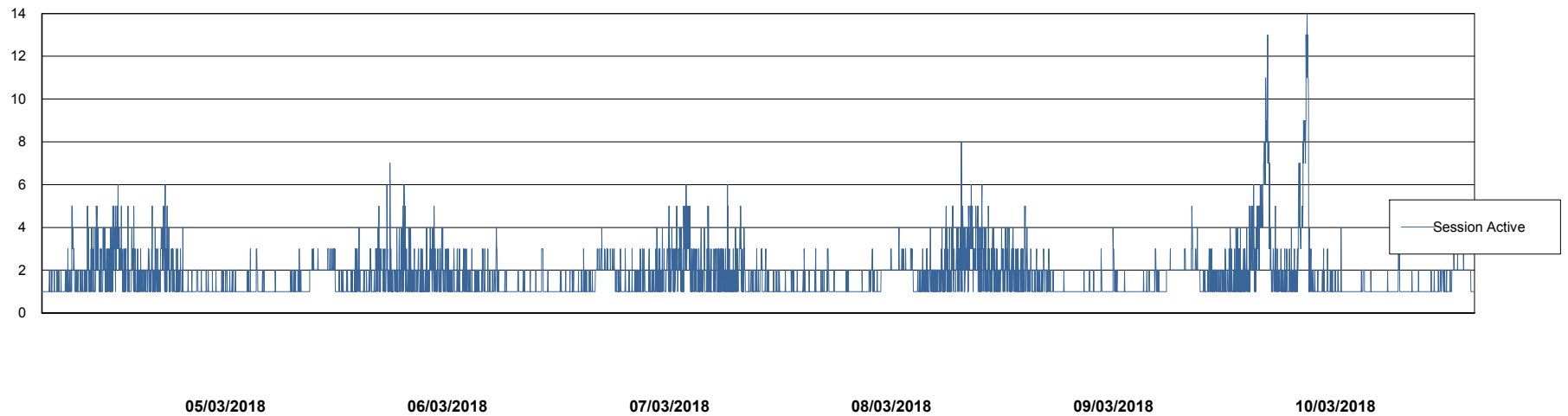
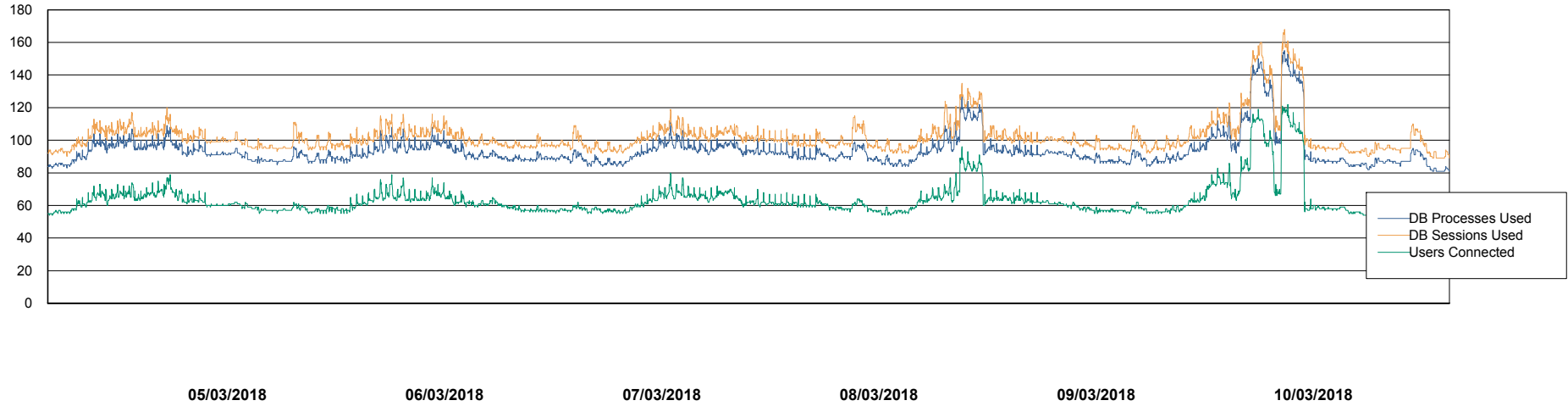
# Weekly SLA Customer Report

Customer PCO Production  
Database ID 44



## Database Performance PCODB\_Production

DB Processes Max 300  
DB Sessions Max 480



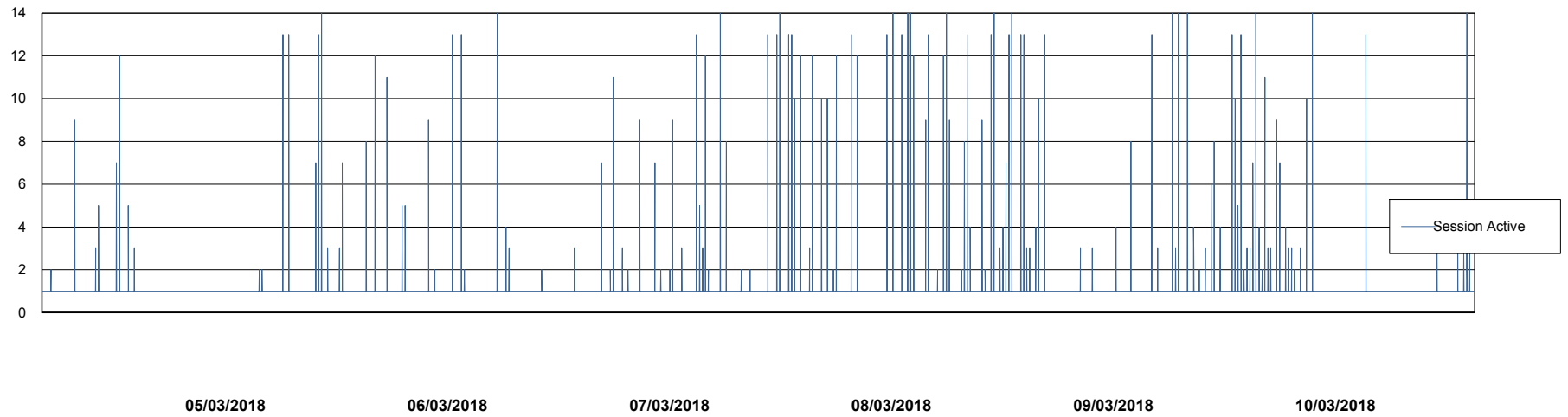
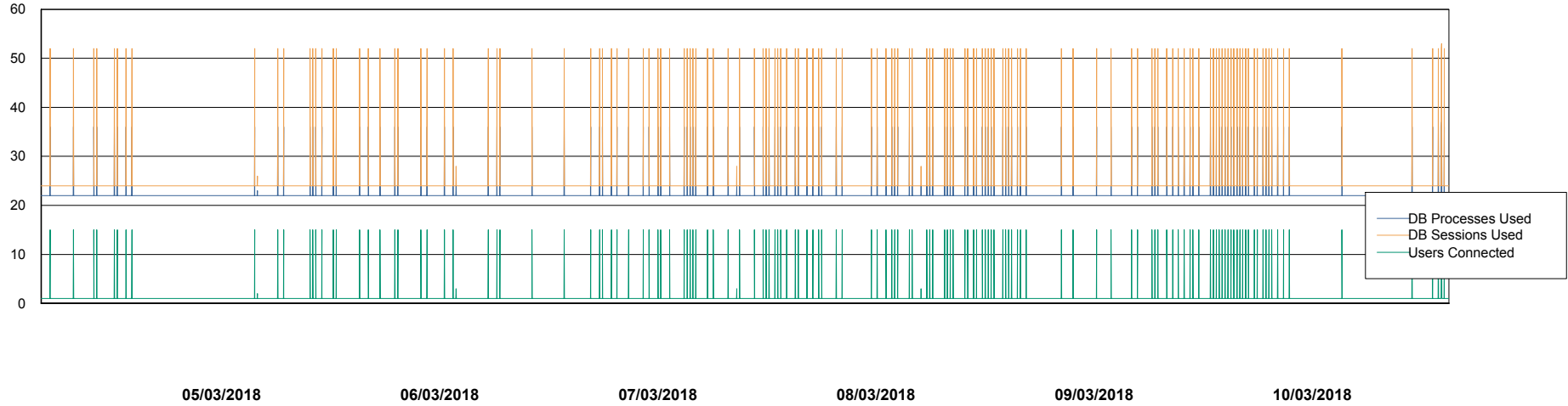
# Weekly SLA Customer Report

Customer PCO Production  
Database ID 44



## Database Performance PCODB\_Standby

DB Processes Max 520  
DB Sessions Max 804



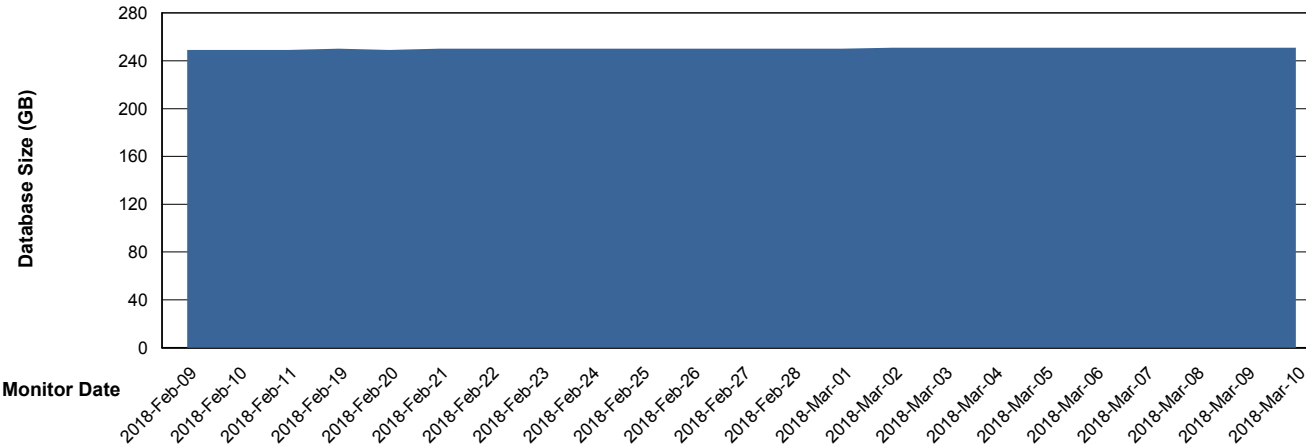
# Weekly SLA Customer Report

Customer PCO Production  
 Database ID 44



DATABASE SIZE PCODB\_Production

Database growth over last month



Database Tablespace PCODB\_Production

Date	Tablespace Name	Filesize (Gb)	Usedsize (Gb)	Percentage free
10/03/2018	ABSDATA	103	87	16
	INDX	192	163	15
09/03/2018	ABSDATA	103	87	16
	INDX	192	163	15
08/03/2018	ABSDATA	103	87	16
	INDX	192	163	15
07/03/2018	ABSDATA	103	86	17
	INDX	192	163	15
06/03/2018	ABSDATA	103	86	17
	INDX	192	162	16
05/03/2018	ABSDATA	103	86	17
	INDX	192	162	16
04/03/2018	ABSDATA	103	86	17
	INDX	192	162	16

# Weekly SLA Customer Report

Customer PCO Production  
Database ID 44



Standby Database Health PCO Production

## Recovery lag for last 7 days

