

# Weekly SLA Customer Report

Customer NIX\_Production  
Database ID 51



Harddisk Usage NIX\_PRD\_ABSAPP02

	Free disk space on c: (%)	Total disk space on c: (Gb)
10/03/2018	82	200
09/03/2018	82	200
08/03/2018	82	200
07/03/2018	82	200
06/03/2018	82	200
05/03/2018	82	200
04/03/2018	82	200

Harddisk Usage NIX\_PRD\_ABSAPP03

	Free disk space on c: (%)	Total disk space on c: (Gb)
10/03/2018	71	200
09/03/2018	71	200
08/03/2018	71	200
07/03/2018	71	200
06/03/2018	72	200
05/03/2018	72	200
04/03/2018	72	200

# Weekly SLA Customer Report

Customer NIX\_Production  
Database ID 51



## Harddisk Usage NIX\_PRD\_ABSWEB01

	Free disk space on c: (%)	Total disk space on c: (Gb)
10/03/2018	90	300
09/03/2018	90	300
08/03/2018	90	300
07/03/2018	90	300
06/03/2018	90	300
05/03/2018	90	300
04/03/2018	90	300

## Harddisk Usage NIX\_PRD\_ORACLE\_B11

	Free disk space on c: (%)	Total disk space on c: (Gb)	Free disk space on e: (%)	Total disk space on e: (Gb)	Free disk space on f: (%)	Total disk space on f: (Gb)	Free disk space on g: (%)	Total disk space on g: (Gb)
10/03/2018	38	279	58	558	36	279	60	558
09/03/2018	38	279	58	558	36	279	57	558
08/03/2018	38	279	58	558	36	279	58	558
07/03/2018	40	279	58	558	36	279	59	558
06/03/2018	40	279	58	558	36	279	60	558
05/03/2018	38	279	58	558	36	279	61	558
04/03/2018	38	279	58	558	36	279	62	558

# Weekly SLA Customer Report

Customer NIX\_Production  
Database ID 51



## Harddisk Usage NIX\_PRD\_ORCDB1

	Free disk space on c: (%)	Total disk space on c: (Gb)	Free disk space on e: (%)	Total disk space on e: (Gb)	Free disk space on f: (%)	Total disk space on f: (Gb)	Free disk space on g: (%)	Total disk space on g: (Gb)
10/03/2018	48	279	65	558	74	558	57	279
09/03/2018	48	279	66	558	75	558	57	279
08/03/2018	48	279	68	558	77	558	57	279
07/03/2018	48	279	68	558	77	558	56	279
06/03/2018	48	279	69	558	77	558	57	279
05/03/2018	48	279	69	558	77	558	57	279
04/03/2018	48	279	70	558	77	558	57	279

## Harddisk Usage NIX\_PRD\_ORCDB2

	Free disk space on c: (%)	Total disk space on c: (Gb)	Free disk space on e: (%)	Total disk space on e: (Gb)	Free disk space on f: (%)	Total disk space on f: (Gb)	Free disk space on g: (%)	Total disk space on g: (Gb)
10/03/2018	48	279	65	558	74	558	57	279
09/03/2018	48	279	66	558	75	558	57	279
08/03/2018	48	279	68	558	77	558	57	279
07/03/2018	48	279	68	558	77	558	56	279
06/03/2018	48	279	69	558	77	558	57	279
05/03/2018	48	279	69	558	77	558	57	279
04/03/2018	48	279	70	558	77	558	57	279

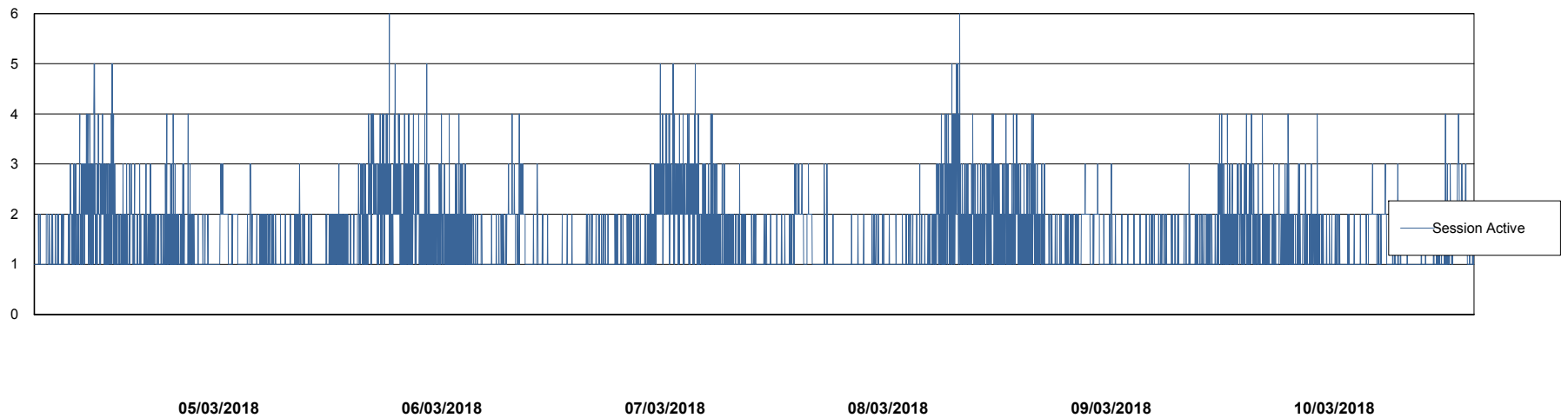
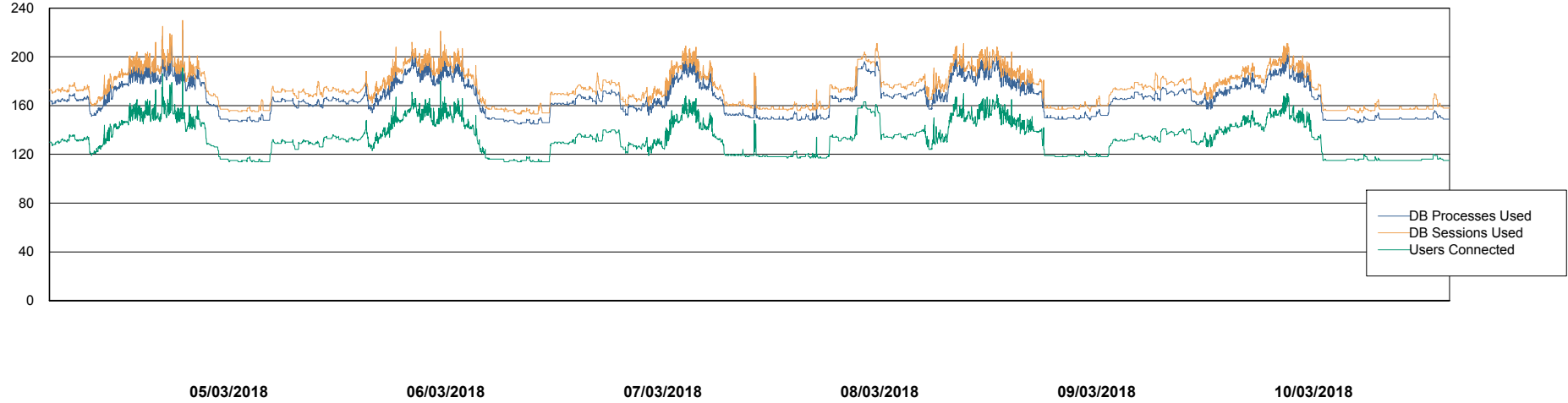
# Weekly SLA Customer Report

Customer NIX\_Production  
Database ID 51



## Database Performance NIXDB\_Production

DB Processes Max 500  
DB Sessions Max 800



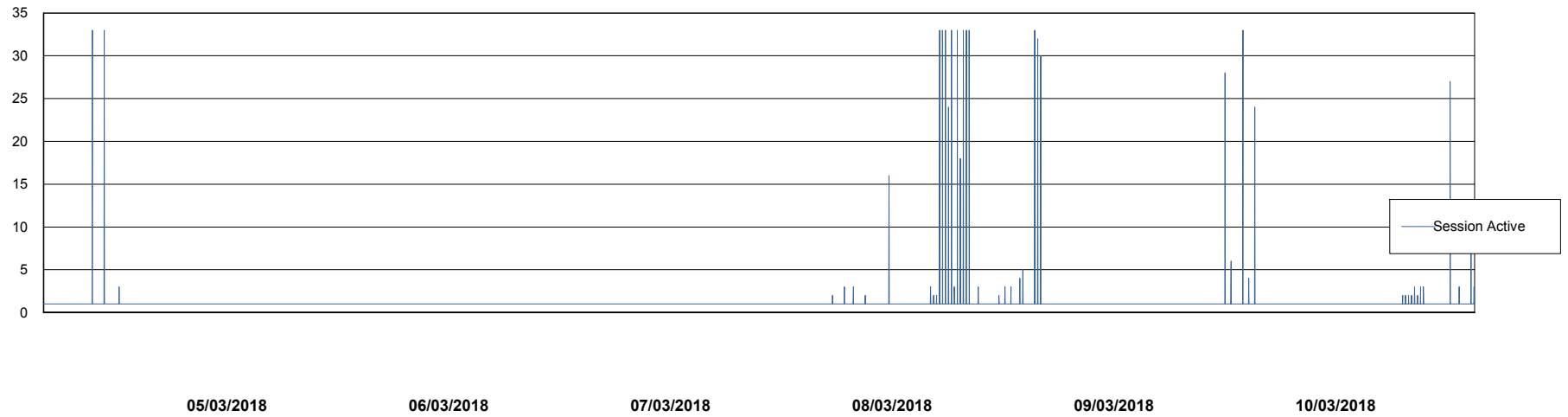
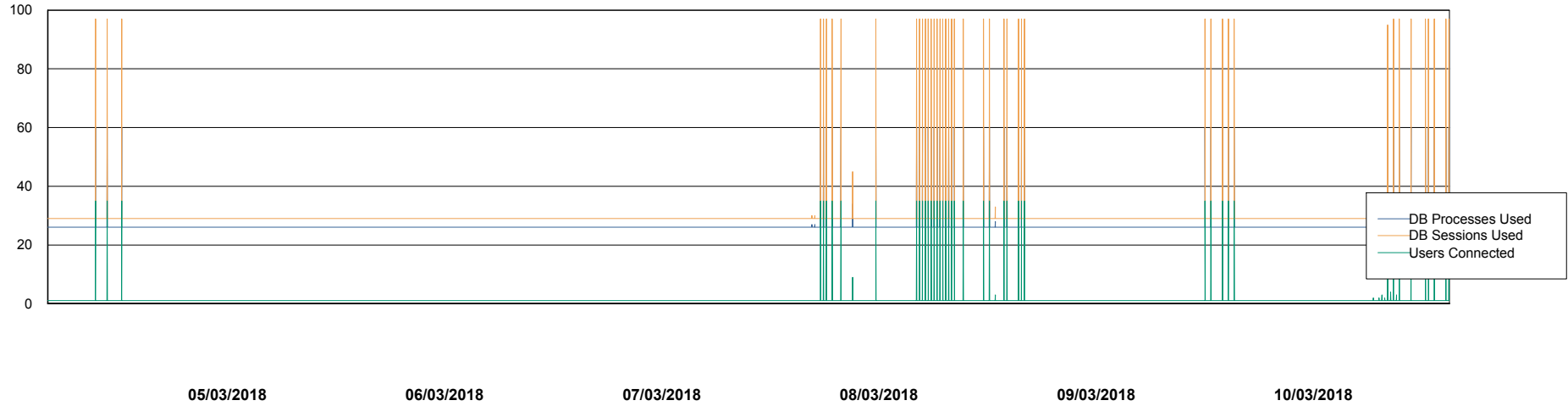
# Weekly SLA Customer Report

Customer NIX\_Production  
Database ID 51



## Database Performance NIXDB\_Standby

DB Processes Max 500  
DB Sessions Max 800



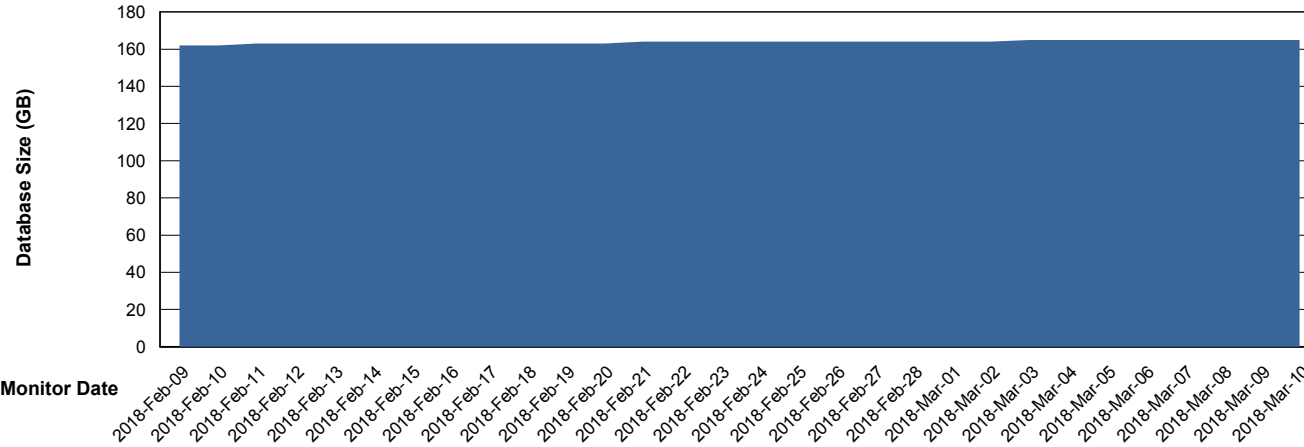
# Weekly SLA Customer Report

Customer NIX\_Production  
 Database ID 51



DATABASE SIZE NIXDB\_Production

Database growth over last month



Database Tablespace NIXDB\_Production

Date	Tablespace Name	Filesize (Gb)	Usedsize (Gb)	Percentage free
10/03/2018	ABSDATA	68	57	16
	INDX	130	107	18
09/03/2018	ABSDATA	68	57	16
	INDX	130	107	18
08/03/2018	ABSDATA	68	57	16
	INDX	130	107	18
07/03/2018	ABSDATA	68	57	16
	INDX	130	107	18
06/03/2018	ABSDATA	68	57	16
	INDX	130	107	18
05/03/2018	ABSDATA	68	57	16
	INDX	130	107	18
04/03/2018	ABSDATA	68	57	16
	INDX	130	107	18

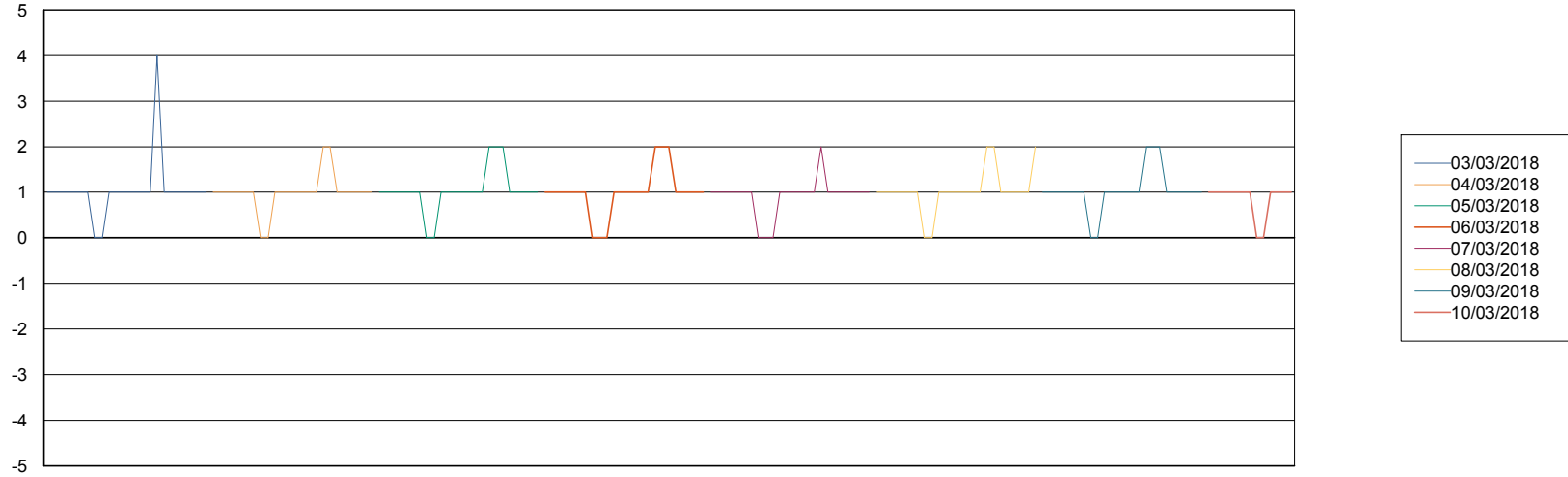
# Weekly SLA Customer Report

Customer NIX\_Production  
Database ID 51



Standby Database Health NIX\_Production

### Recovery lag for last 7 days



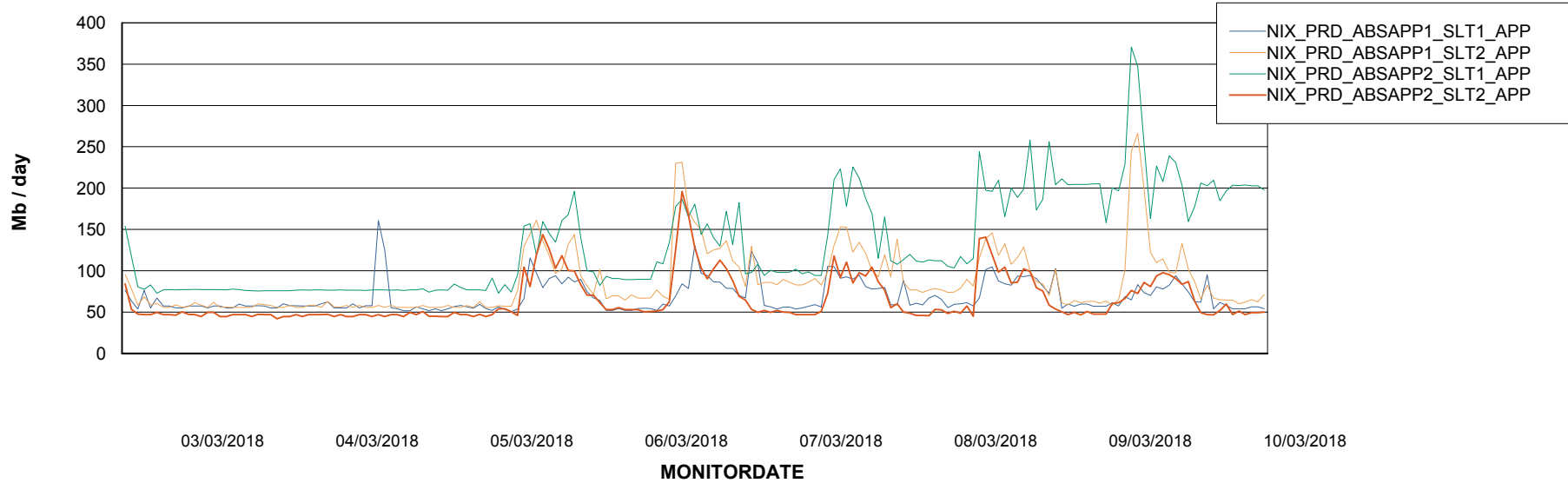
# Weekly SLA Customer Report

Customer NIX\_Production  
Database ID 51

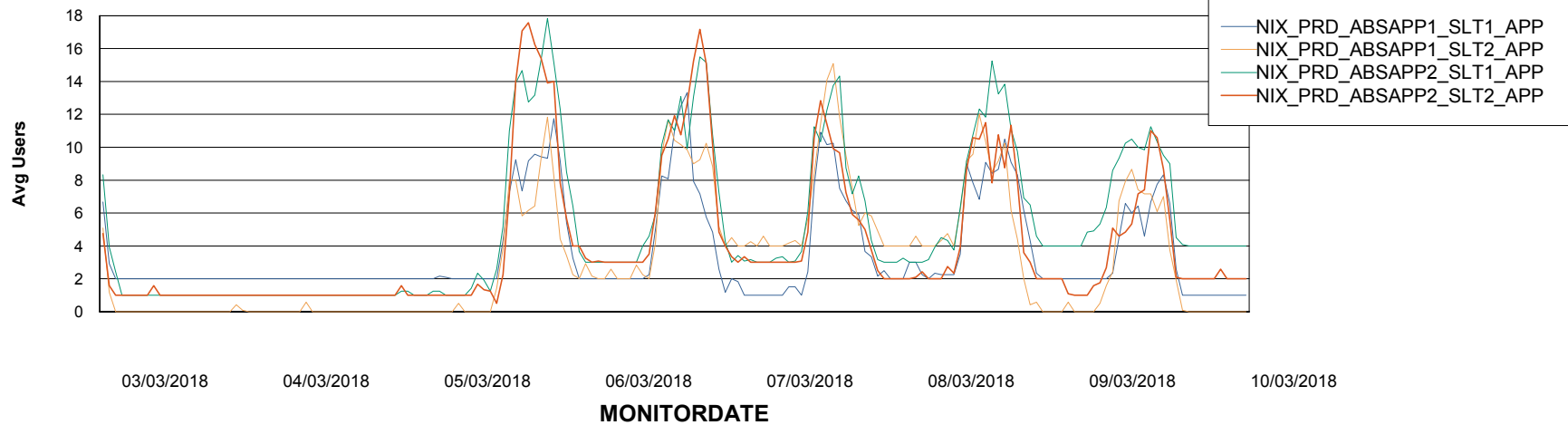


## ABSSolute Application Server Services

### Avg memory used per ABS Server Service



### Avg users per day per ABS server



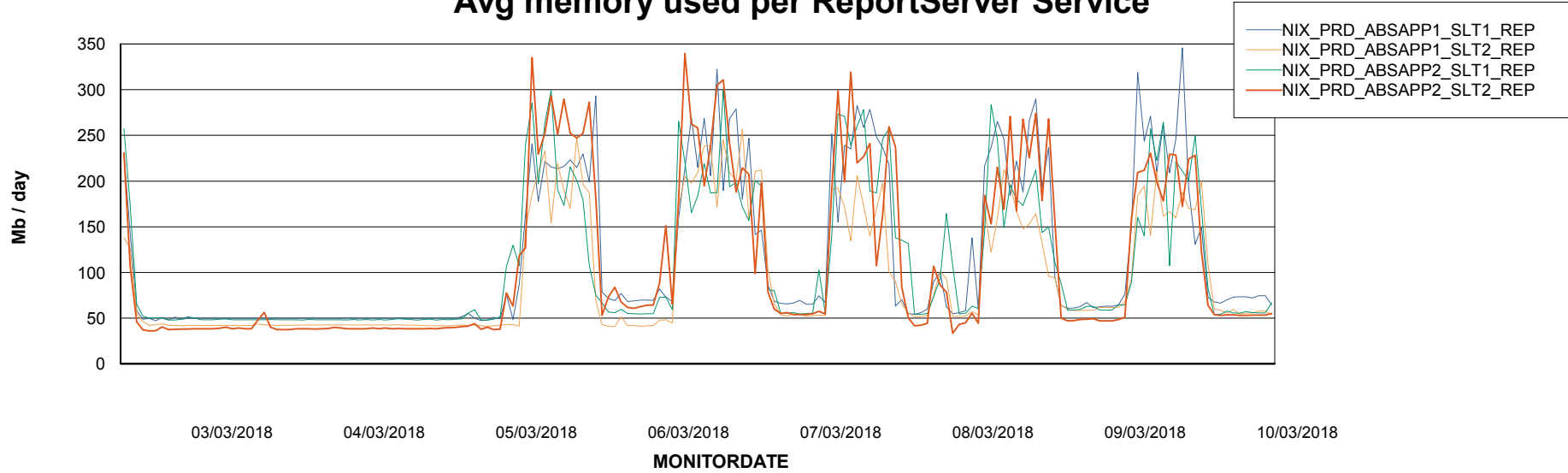
# Weekly SLA Customer Report

Customer NIX\_Production  
Database ID 51



## ABSSolute Application ReportServer Services

### Avg memory used per ReportServer Service



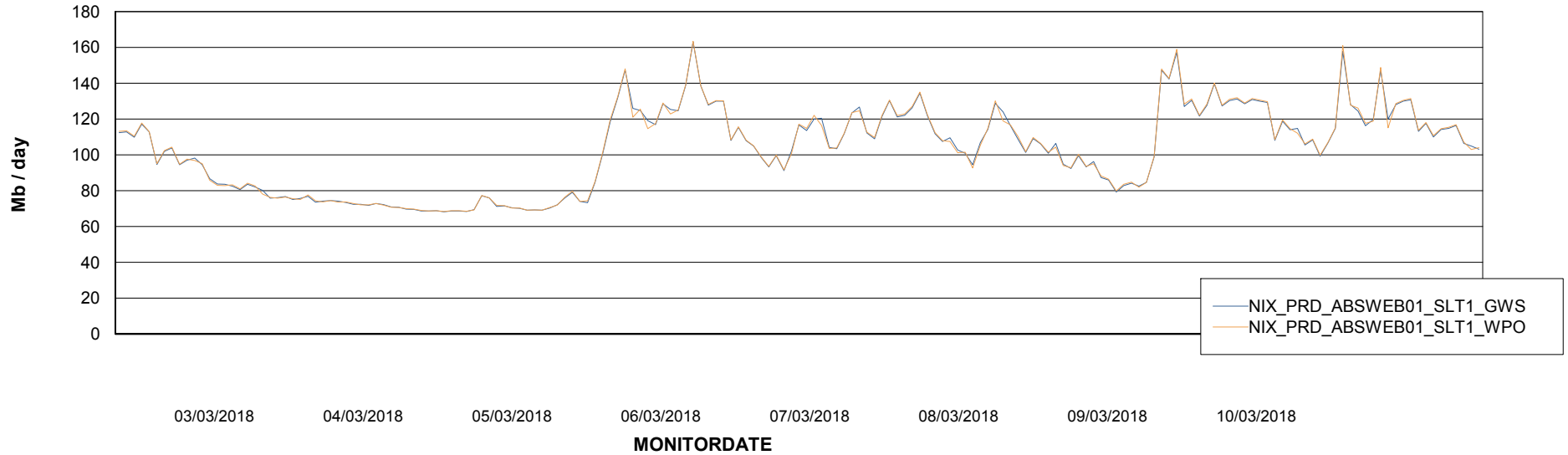
# Weekly SLA Customer Report

Customer NIX\_Production  
Database ID 51



## ABSolute Web Component Services

### Avg memory used per ABS Web component



# Weekly SLA Customer Report

Customer NIX\_Production  
Database ID 51



## Disaster per ABS component

