

Weekly SLA Customer Report

Customer DFD Production
Database ID 39



Harddisk Usage DFD_PRD_ABSAPP1

	Free disk space on c: (%)	Total disk space on c: (Gb)
10/03/2018	26	90
09/03/2018	26	90
08/03/2018	26	90
07/03/2018	26	90
06/03/2018	26	90
05/03/2018	26	90
04/03/2018	26	90

Harddisk Usage DFD_PRD_ABSAPP2

	Free disk space on c: (%)	Total disk space on c: (Gb)
10/03/2018	17	60
09/03/2018	17	60
08/03/2018	17	60
07/03/2018	17	60
06/03/2018	17	60
05/03/2018	17	60
04/03/2018	17	60

Weekly SLA Customer Report

Customer DFD Production
Database ID 39



Harddisk Usage DFD_PRD_ABSAPP3

	Free disk space on c: (%)	Total disk space on c: (Gb)
10/03/2018	33	70
09/03/2018	33	70
08/03/2018	33	70
07/03/2018	33	70
06/03/2018	33	70
05/03/2018	33	70
04/03/2018	33	70

Harddisk Usage DFD_PRD_ORACLE1

	Free disk space on c: (%)	Total disk space on c: (Gb)	Free disk space on d: (%)	Total disk space on d: (Gb)	Free disk space on e: (%)	Total disk space on e: (Gb)	Free disk space on f: (%)	Total disk space on f: (Gb)
10/03/2018	44	78	73	479	14	400	77	800
09/03/2018	44	78	73	479	15	400	77	800
08/03/2018	44	78	73	479	15	400	77	800
07/03/2018	44	78	73	479	13	400	77	800
06/03/2018	44	78	73	479	14	400	77	800
05/03/2018	44	78	73	479	14	400	77	800
04/03/2018	44	78	73	479	14	400	77	800

Weekly SLA Customer Report

Customer DFD Production
Database ID 39



Harddisk Usage DFD_PRD_ORACLE2

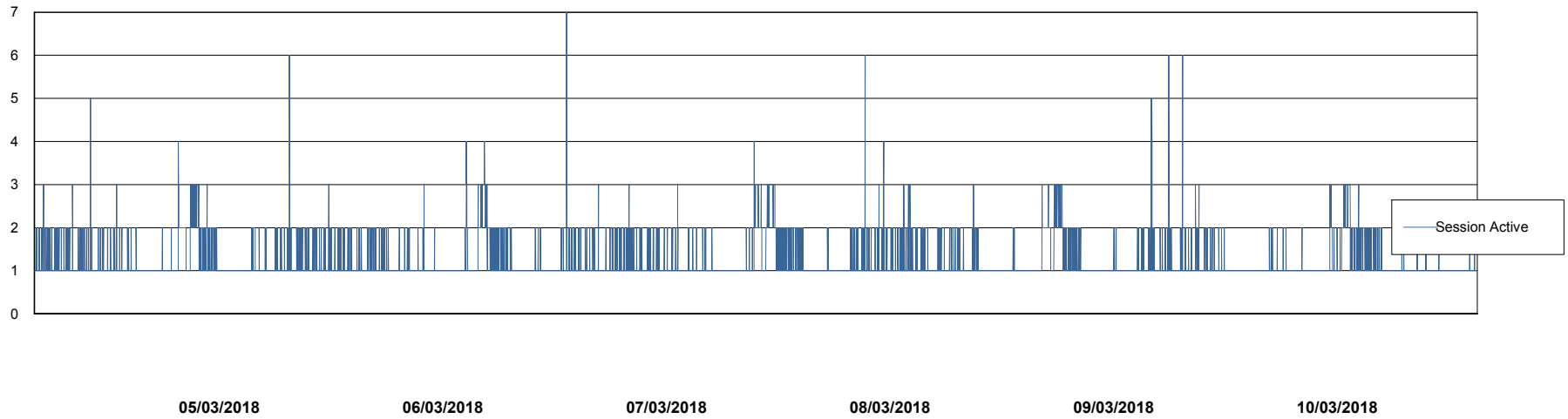
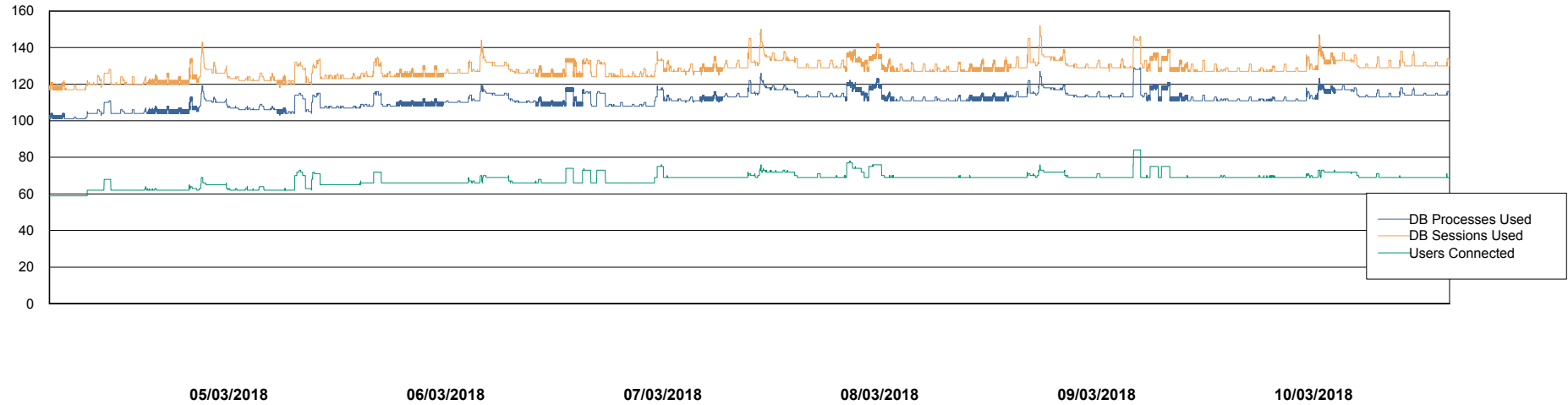
	Free disk space on c: (%)	Total disk space on c: (Gb)	Free disk space on d: (%)	Total disk space on d: (Gb)	Free disk space on e: (%)	Total disk space on e: (Gb)	Free disk space on f: (%)	Total disk space on f: (Gb)
10/03/2018	16	78	71	479	64	800	64	800
09/03/2018	16	78	71	479	64	800	64	800
08/03/2018	16	78	71	479	64	800	64	800
07/03/2018	16	78	71	479	65	800	64	800
06/03/2018	16	78	71	479	65	800	64	800
05/03/2018	16	78	71	479	65	800	64	800
04/03/2018	16	78	71	479	65	800	64	800

Weekly SLA Customer Report

Customer DFD Production
Database ID 39



Database Performance DFDDDB_Production

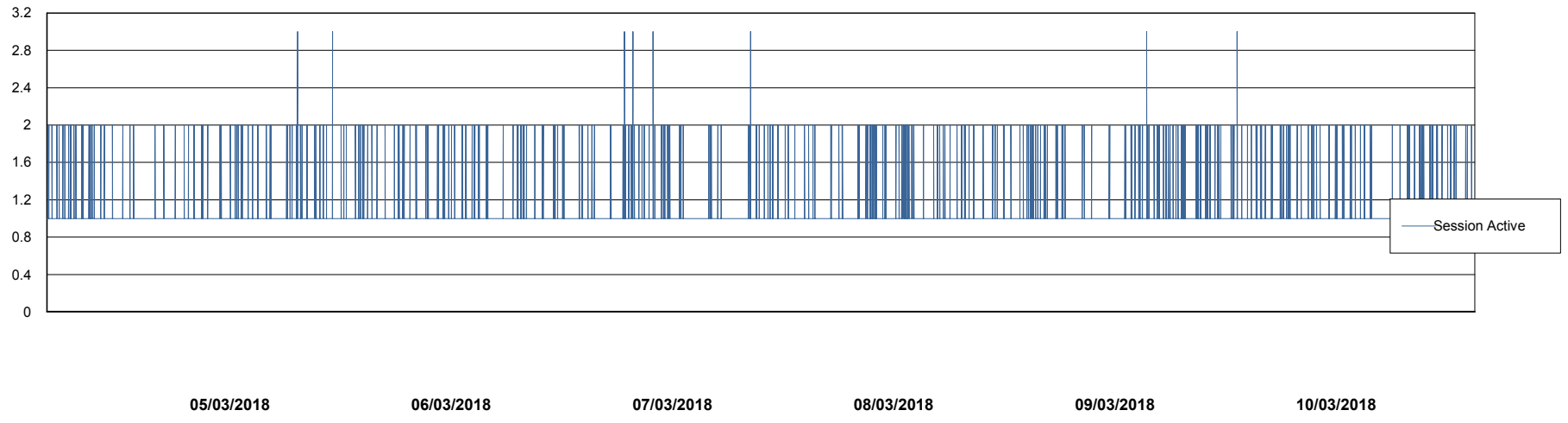
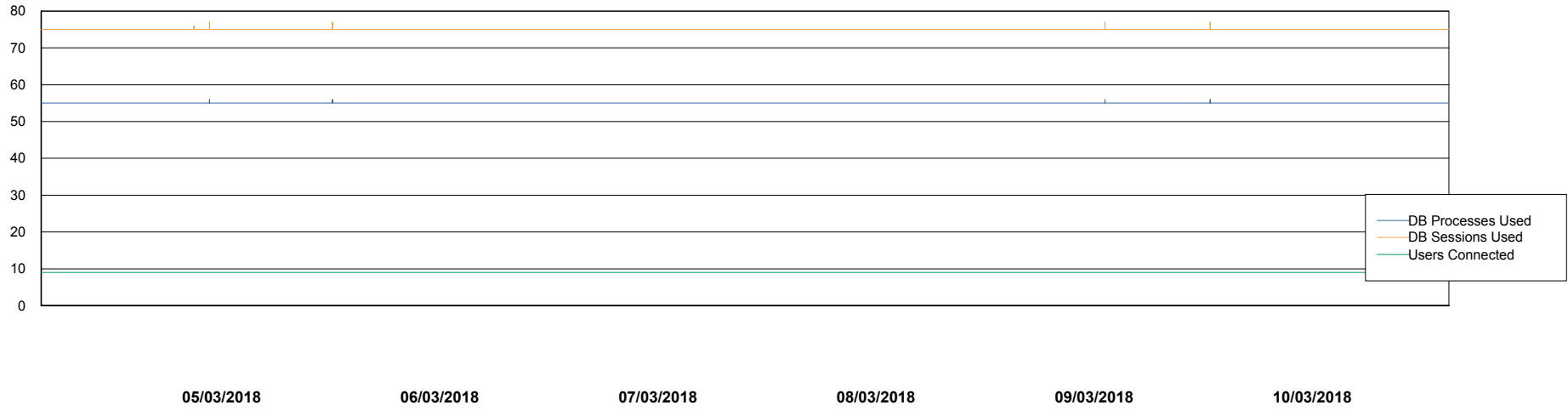


Weekly SLA Customer Report

Customer DFD Production
Database ID 39



Database Performance DFDDDB_Standby

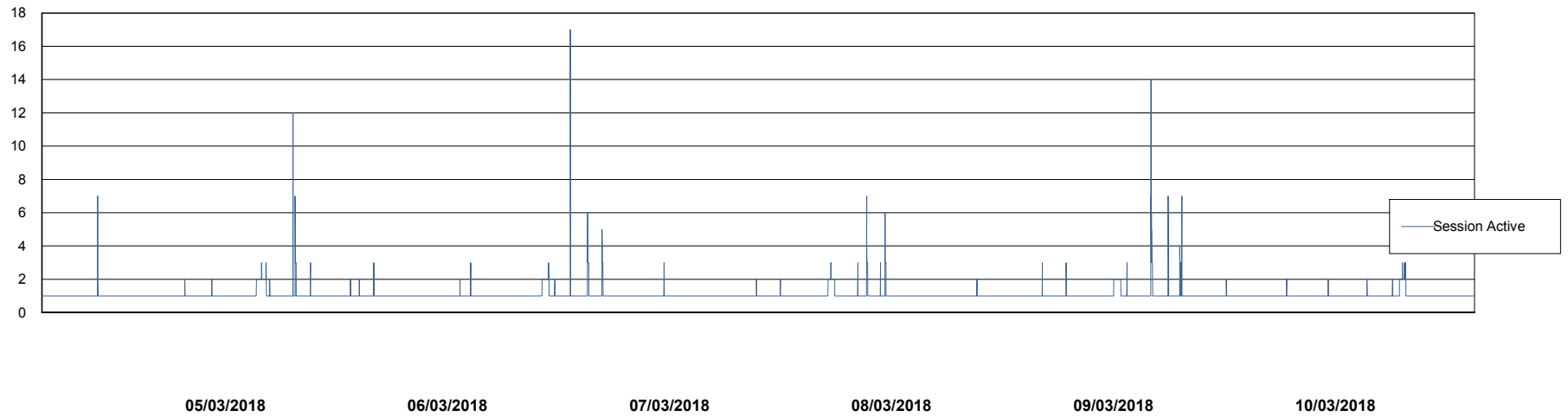
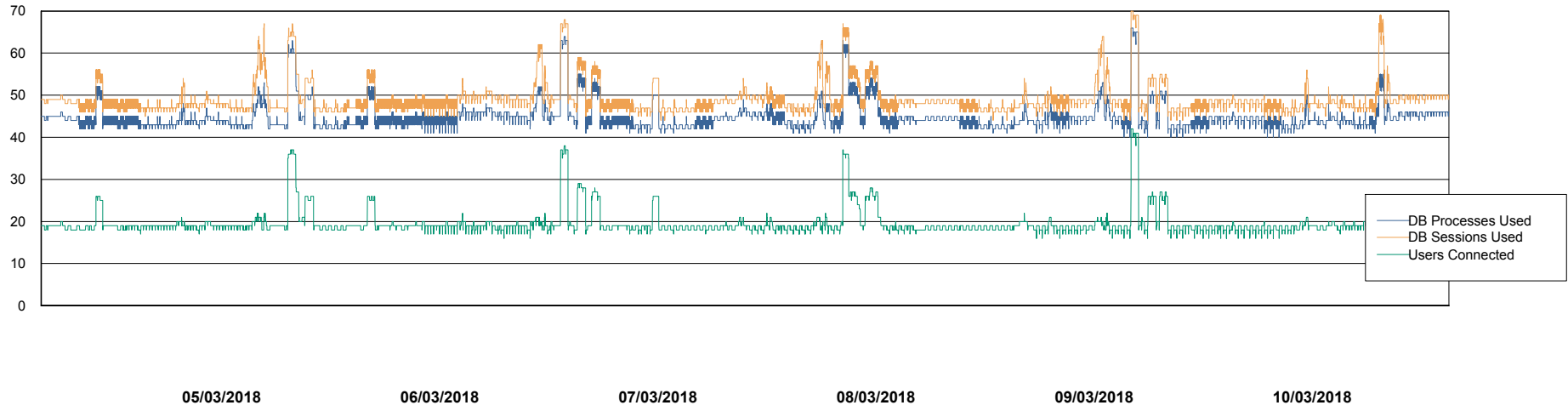


Weekly SLA Customer Report

Customer DFD Production
Database ID 39



Database Performance DFDDDBBI_Production



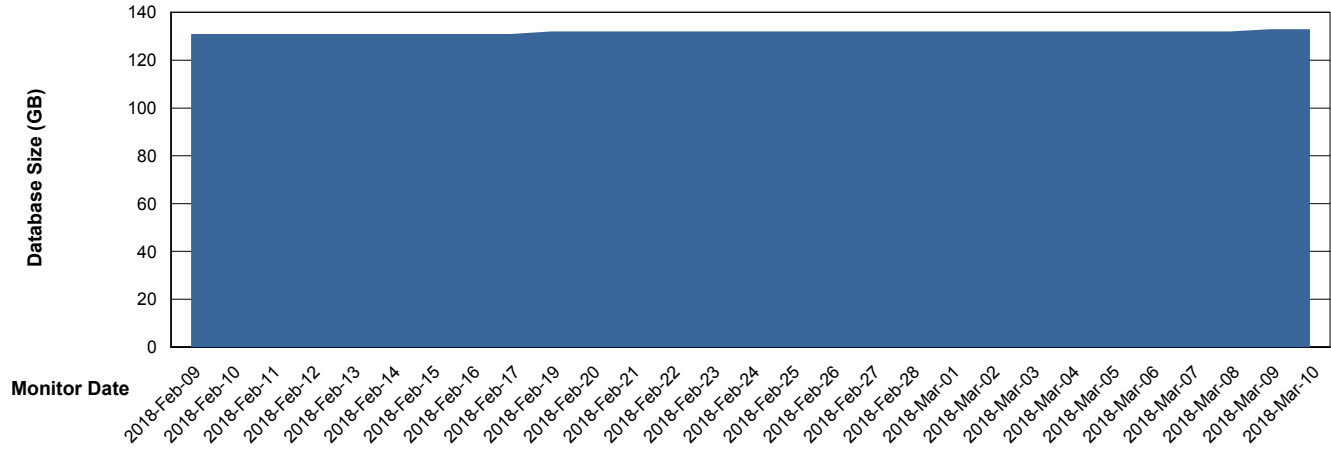
Weekly SLA Customer Report

Customer DFD Production
 Database ID 39



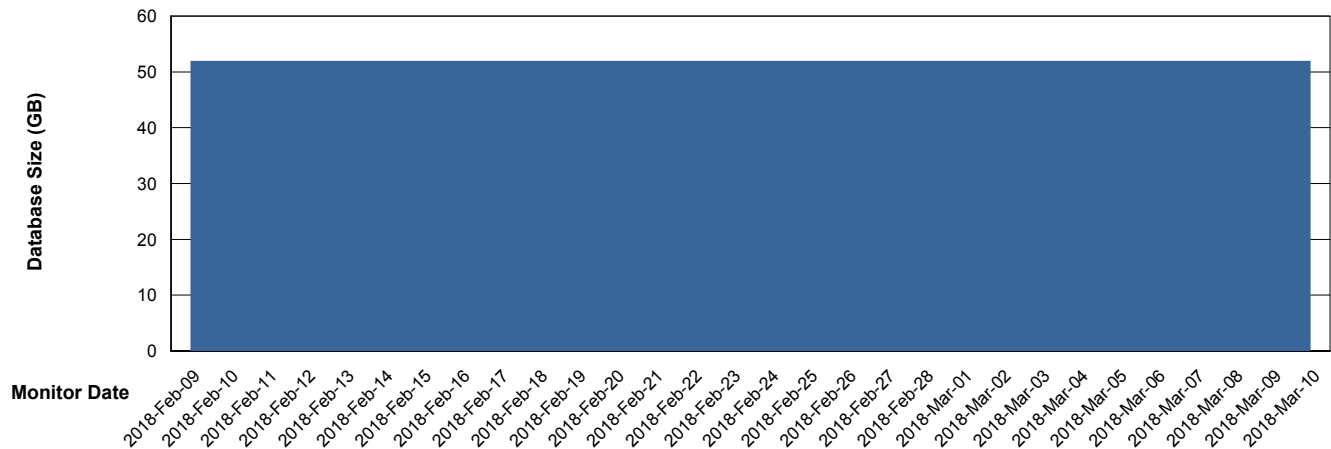
DATABASE SIZE DFDDDB_Production

Database growth over last month



DATABASE SIZE DFDDDBI_Production

Database growth over last month



Weekly SLA Customer Report

Customer DFD Production
Database ID 39



Database Tablespace		DFDDB_Production		
Date	Tablespace Name	Filesize (Gb)	Usedsize (Gb)	Percentage free
10/03/2018	ABSDATA	47	41	13
	INDX	105	89	15
09/03/2018	ABSDATA	47	41	13
	INDX	105	89	15
08/03/2018	ABSDATA	47	41	13
	INDX	105	89	15
07/03/2018	ABSDATA	47	41	13
	INDX	105	89	15
06/03/2018	ABSDATA	47	41	13
	INDX	105	89	15
05/03/2018	ABSDATA	47	41	13
	INDX	105	89	15
04/03/2018	ABSDATA	47	41	13
	INDX	105	89	15

Weekly SLA Customer Report

Customer DFD Production
 Database ID 39




Database Tablespace DFDDDBBI_Production

Date	Tablespace Name	Filesize (Gb)	Usedsize (Gb)	Percentage free
10/03/2018	ABSDATA	29	25	14
	INDX	29	23	21
09/03/2018	ABSDATA	29	25	14
	INDX	29	23	21
08/03/2018	ABSDATA	29	25	14
	INDX	29	23	21
07/03/2018	ABSDATA	29	25	14
	INDX	29	23	21
06/03/2018	ABSDATA	29	25	14
	INDX	29	23	21
05/03/2018	ABSDATA	29	25	14
	INDX	29	23	21
04/03/2018	ABSDATA	29	25	14
	INDX	29	23	21

Standby Database Health DFD Production

Recovery lag for last 7 days



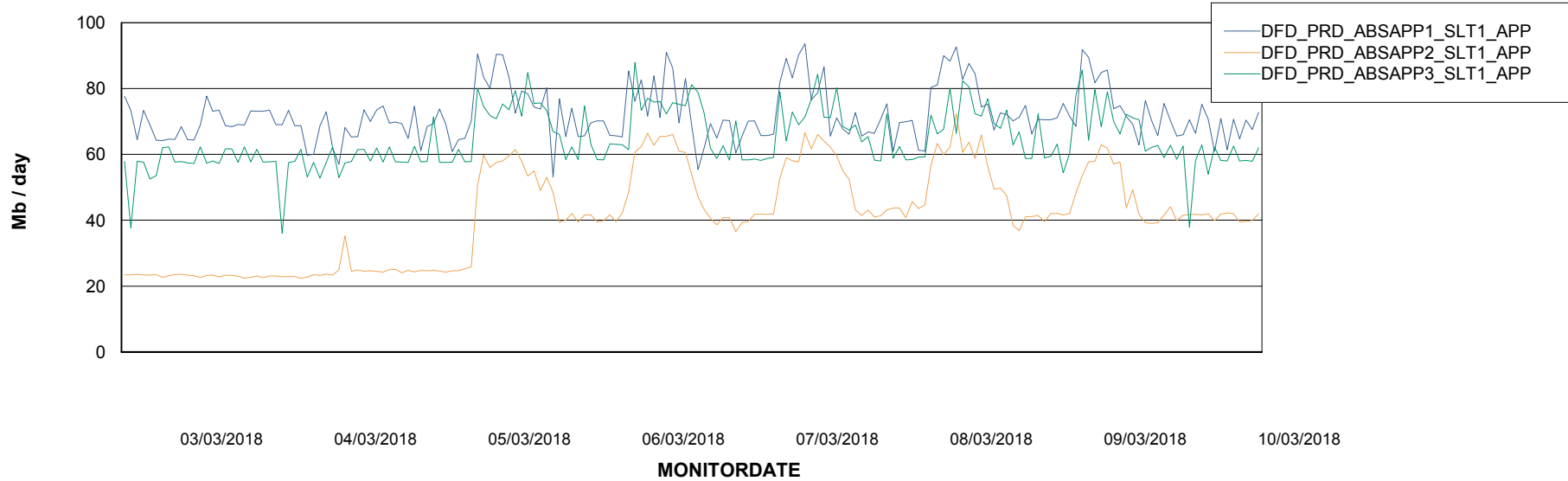
Weekly SLA Customer Report

Customer DFD Production
Database ID 39

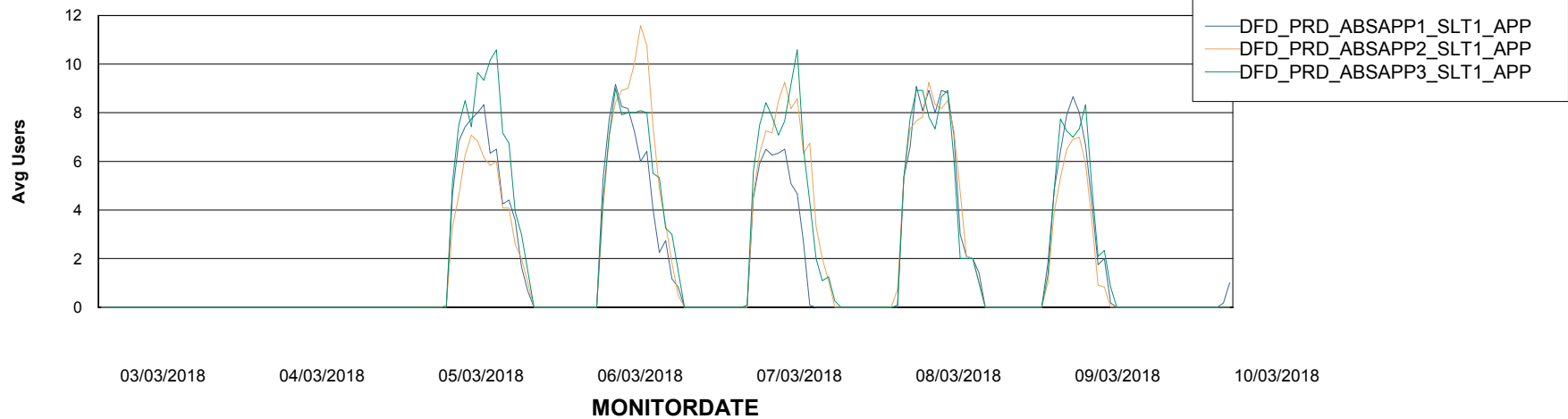


ABSSolute Application Server Services

Avg memory used per ABS Server Service



Avg users per day per ABS server



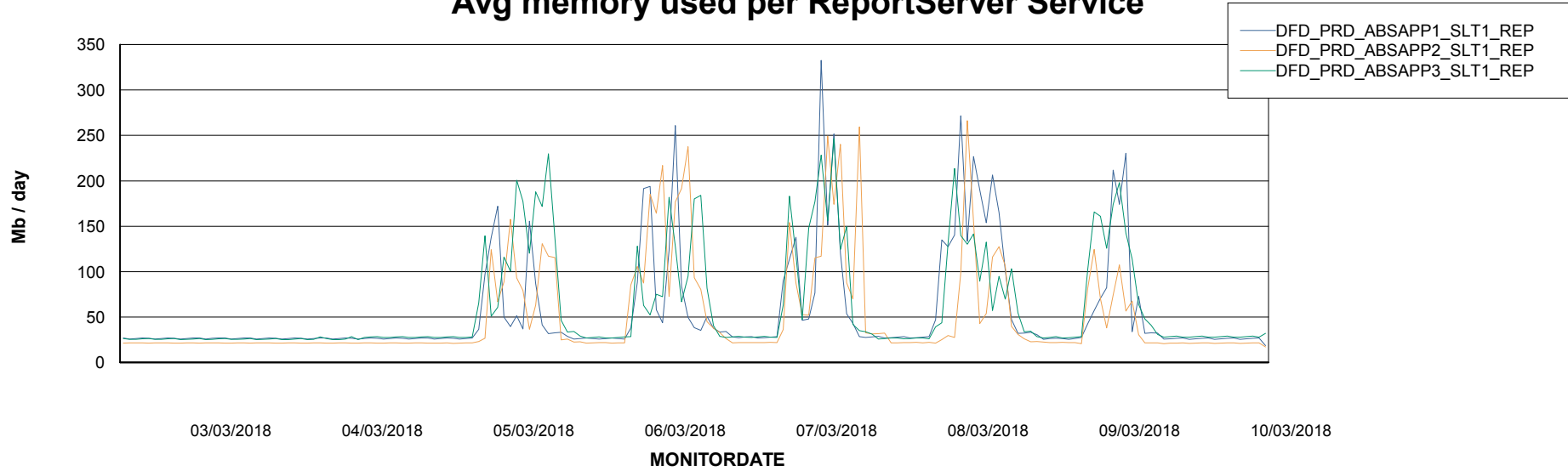
Weekly SLA Customer Report

Customer DFD Production
Database ID 39



ABSSolute Application ReportServer Services

Avg memory used per ReportServer Service



Disaster per ABS component

