

Weekly SLA Customer Report

Customer DFD Production
Database ID 39



Harddisk Usage DFD_PRD_ABSAPP1

	Free disk space on c: (%)	Total disk space on c: (Gb)
03/03/2018	26	90
02/03/2018	26	90
01/03/2018	27	90
28/02/2018	27	90
27/02/2018	27	90
26/02/2018	27	90
25/02/2018	27	90

Harddisk Usage DFD_PRD_ABSAPP2

	Free disk space on c: (%)	Total disk space on c: (Gb)
03/03/2018	17	60
02/03/2018	18	60
01/03/2018	19	60
28/02/2018	19	60
27/02/2018	19	60
26/02/2018	19	60
25/02/2018	19	60

Weekly SLA Customer Report

Customer DFD Production
Database ID 39



Harddisk Usage DFD_PRD_ABSAPP3

	Free disk space on c: (%)	Total disk space on c: (Gb)
03/03/2018	33	70
02/03/2018	33	70
01/03/2018	34	70
28/02/2018	34	70
27/02/2018	34	70
26/02/2018	34	70
25/02/2018	34	70

Harddisk Usage DFD_PRD_ORACLE1

	Free disk space on c: (%)	Total disk space on c: (Gb)	Free disk space on d: (%)	Total disk space on d: (Gb)	Free disk space on e: (%)	Total disk space on e: (Gb)	Free disk space on f: (%)	Total disk space on f: (Gb)
03/03/2018	44	78	73	479	15	400	77	800
02/03/2018	44	78	73	479	15	400	77	800
01/03/2018	44	78	73	479	13	400	77	800
28/02/2018	45	78	73	479	14	400	77	800
27/02/2018	45	78	73	479	14	400	77	800
26/02/2018	45	78	73	479	15	400	77	800
25/02/2018	45	78	73	479	23	400	77	800

Weekly SLA Customer Report

Customer DFD Production
Database ID 39



Harddisk Usage DFD_PRD_ORACLE2

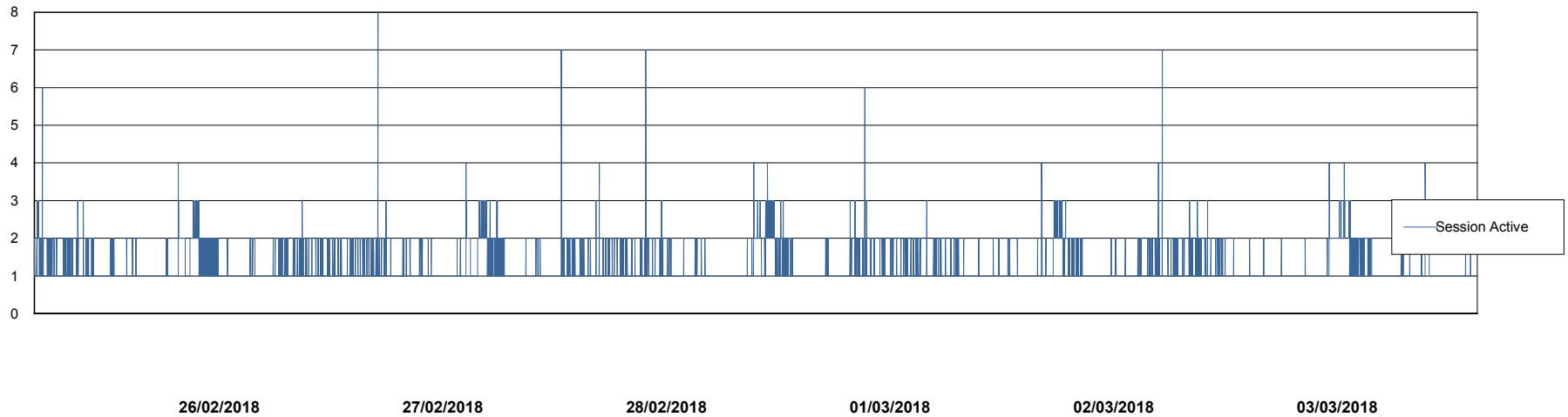
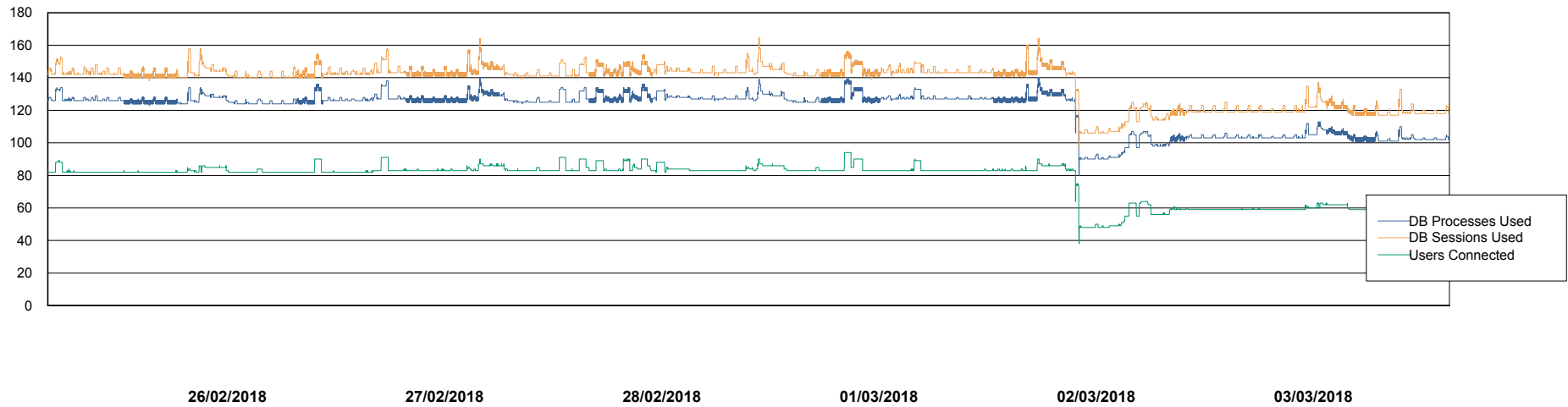
	Free disk space on c: (%)	Total disk space on c: (Gb)	Free disk space on d: (%)	Total disk space on d: (Gb)	Free disk space on e: (%)	Total disk space on e: (Gb)	Free disk space on f: (%)	Total disk space on f: (Gb)
03/03/2018	16	78	71	479	65	800	64	800
02/03/2018	16	78	71	479	65	800	64	800
01/03/2018	16	78	71	479	66	800	64	800
28/02/2018	16	78	71	479	66	800	64	800
27/02/2018	16	78	71	479	66	800	64	800
26/02/2018	16	78	71	479	66	800	64	800
25/02/2018	16	78	71	479	66	800	64	800

Weekly SLA Customer Report

Customer DFD Production
Database ID 39



Database Performance DFDDB_Production

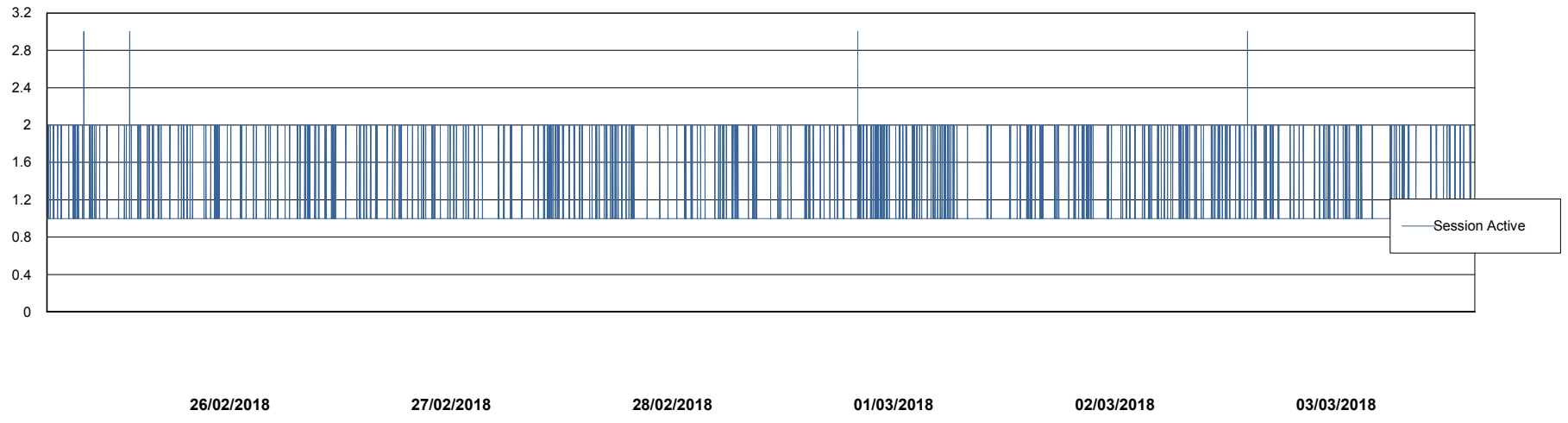
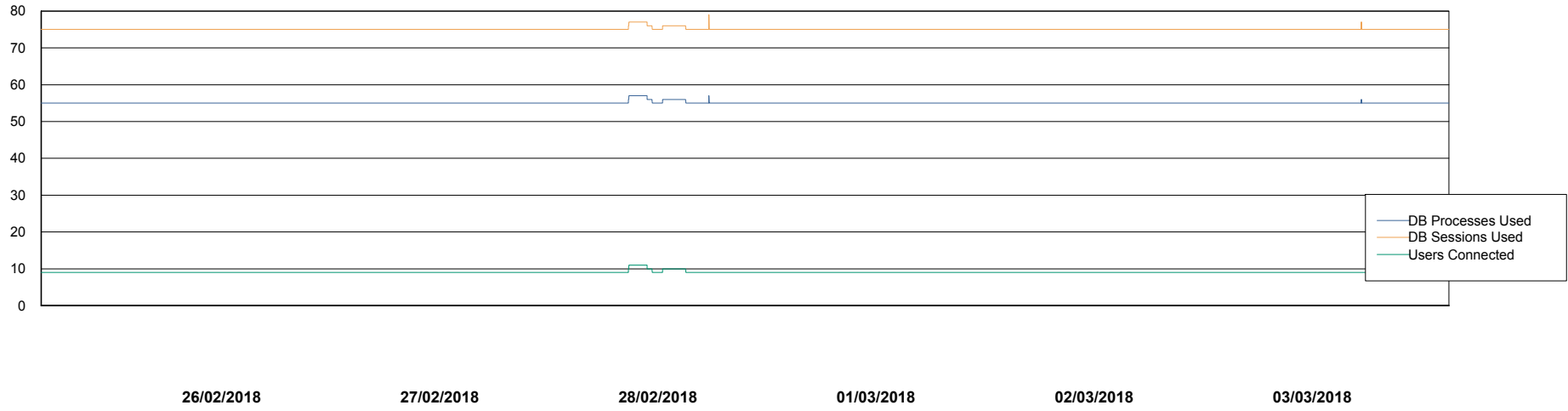


Weekly SLA Customer Report

Customer DFD Production
Database ID 39



Database Performance DFDDDB_Standby

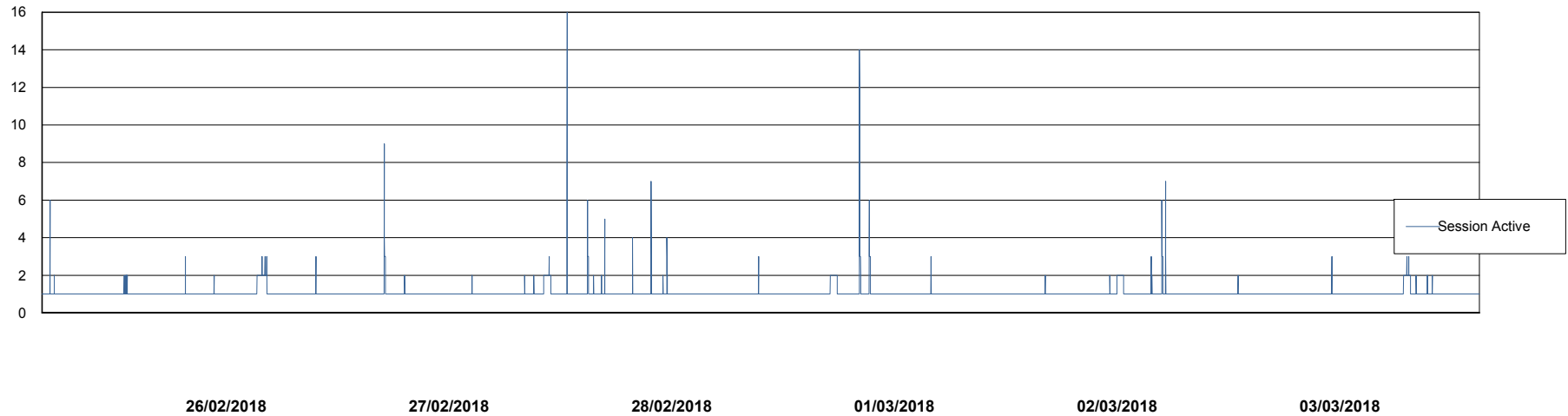
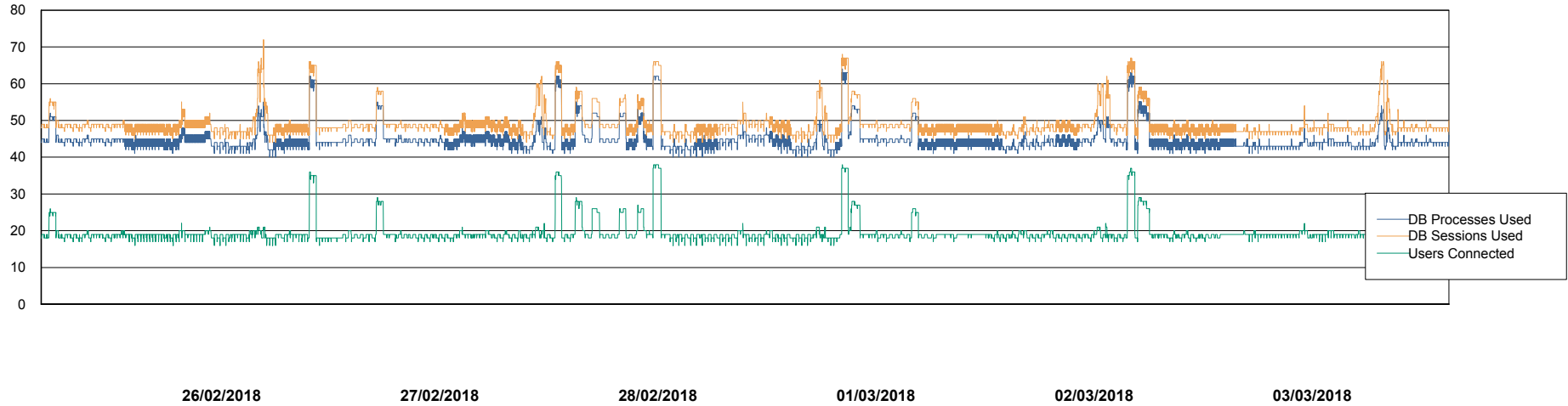


Weekly SLA Customer Report

Customer DFD Production
Database ID 39



Database Performance DFDDDBI_Production



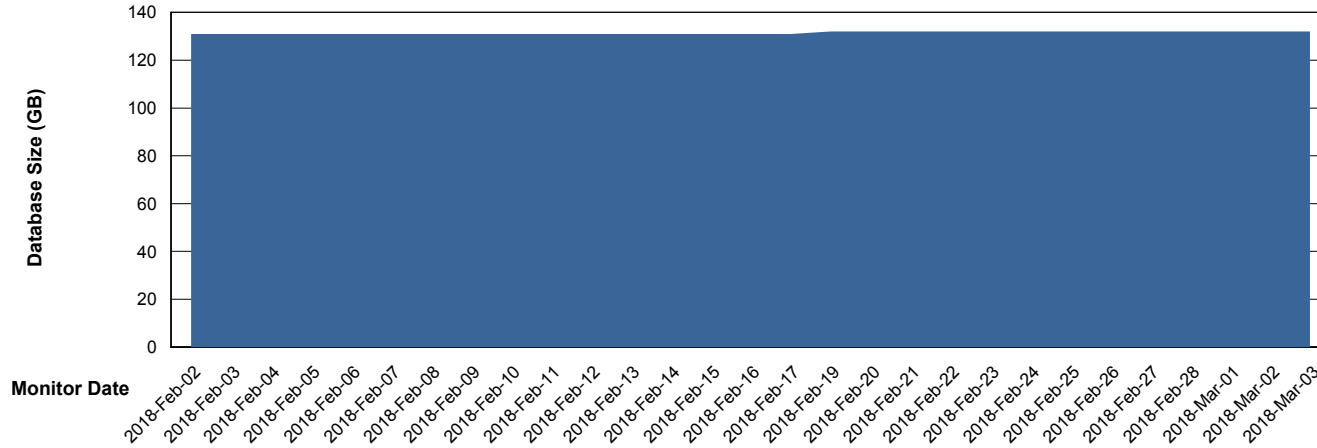
Weekly SLA Customer Report

Customer DFD Production
Database ID 39



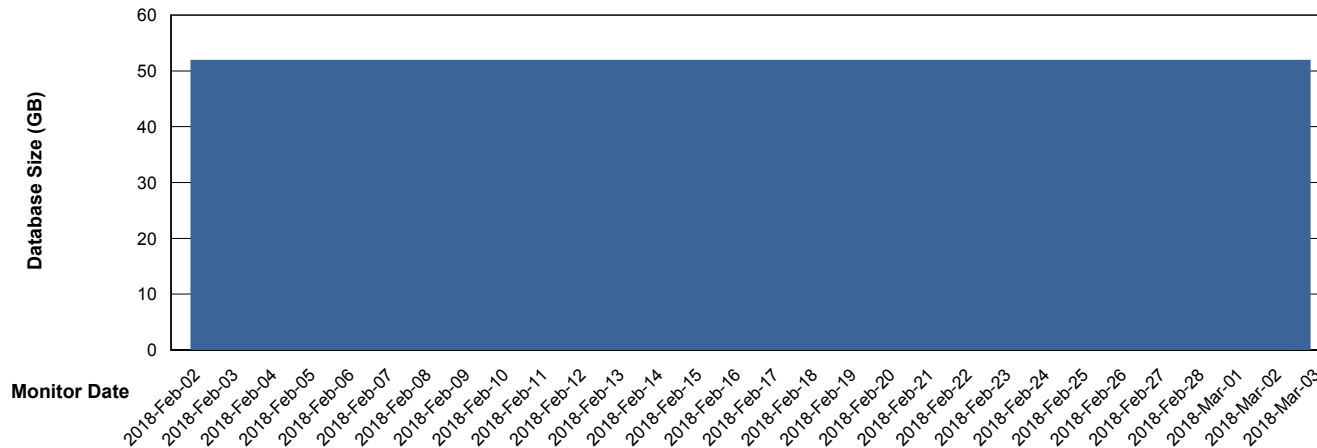
DATABASE SIZE DFDDDB_Production

Database growth over last month



DATABASE SIZE DFDDDBI_Production

Database growth over last month



Weekly SLA Customer Report

Customer DFD Production
Database ID 39



Database Tablespace		DFDDB_Production		
Date	Tablespace Name	Filesize (Gb)	Usedsize (Gb)	Percentage free
03/03/2018	ABSDATA	47	41	13
	INDX	105	89	15
02/03/2018	ABSDATA	47	41	13
	INDX	105	89	15
01/03/2018	ABSDATA	47	41	13
	INDX	105	89	15
28/02/2018	ABSDATA	47	41	13
	INDX	105	88	16
27/02/2018	ABSDATA	47	41	13
	INDX	105	88	16
26/02/2018	ABSDATA	47	41	13
	INDX	105	88	16
25/02/2018	ABSDATA	47	41	13
	INDX	105	88	16

Weekly SLA Customer Report

Customer DFD Production
 Database ID 39




Database Tablespace DFDDDBBI_Production

Date	Tablespace Name	Filesize (Gb)	Usedsize (Gb)	Percentage free
03/03/2018	ABSDATA	29	25	14
	INDX	29	23	21
02/03/2018	ABSDATA	29	25	14
	INDX	29	23	21
01/03/2018	ABSDATA	29	25	14
	INDX	29	23	21
28/02/2018	ABSDATA	29	25	14
	INDX	29	23	21
27/02/2018	ABSDATA	29	25	14
	INDX	29	23	21
26/02/2018	ABSDATA	29	25	14
	INDX	29	23	21
25/02/2018	ABSDATA	29	25	14
	INDX	29	23	21

Standby Database Health DFD Production

Recovery lag for last 7 days



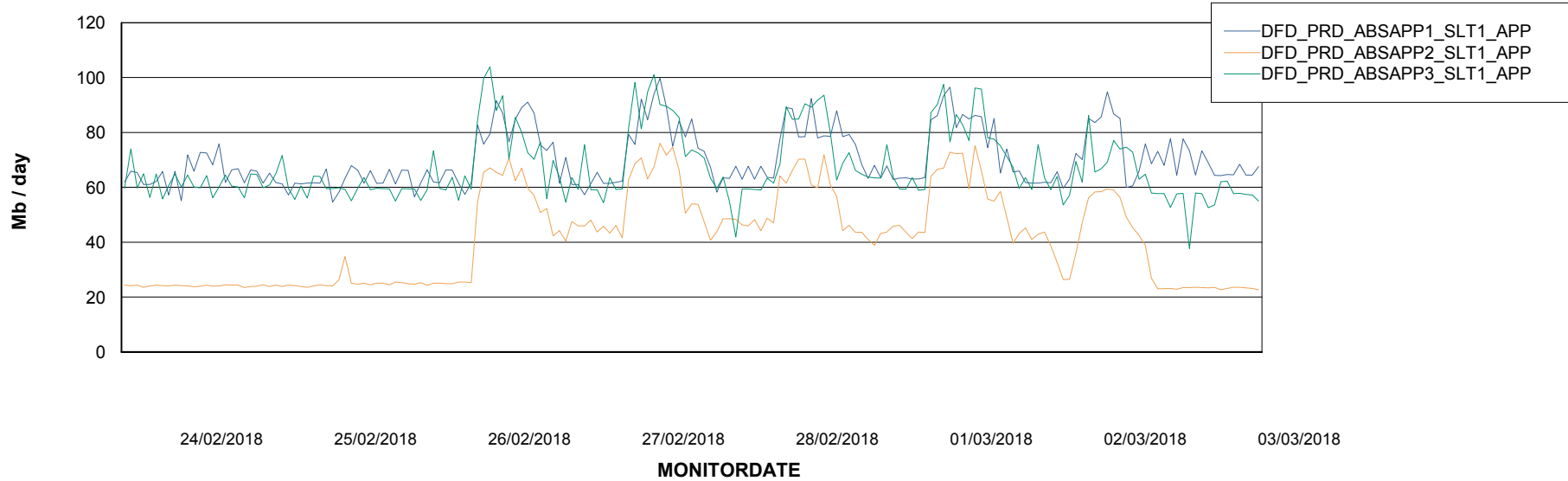
Weekly SLA Customer Report

Customer DFD Production
Database ID 39

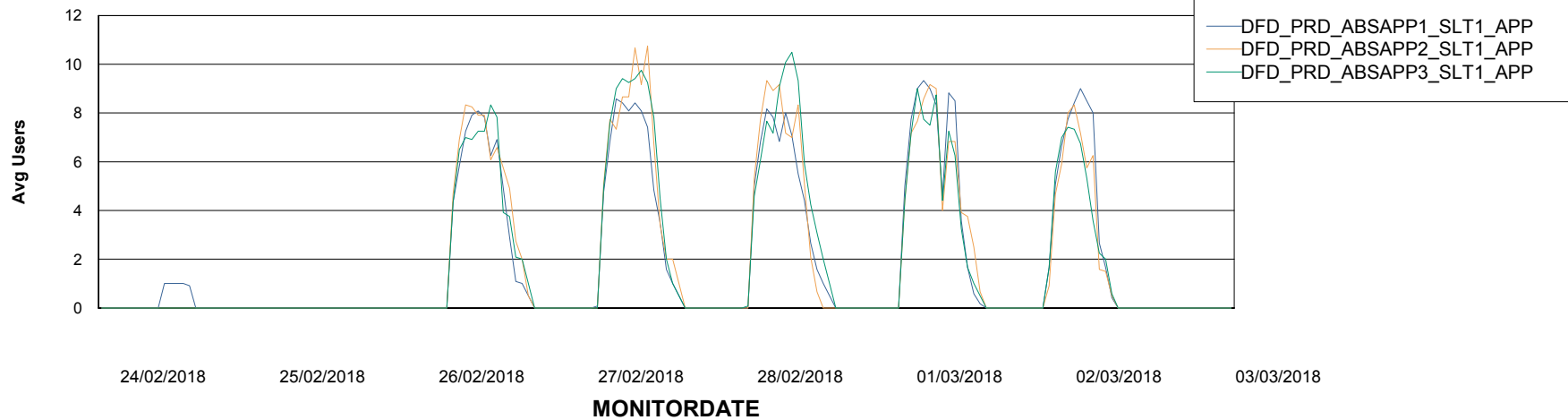


ABSSolute Application Server Services

Avg memory used per ABS Server Service



Avg users per day per ABS server



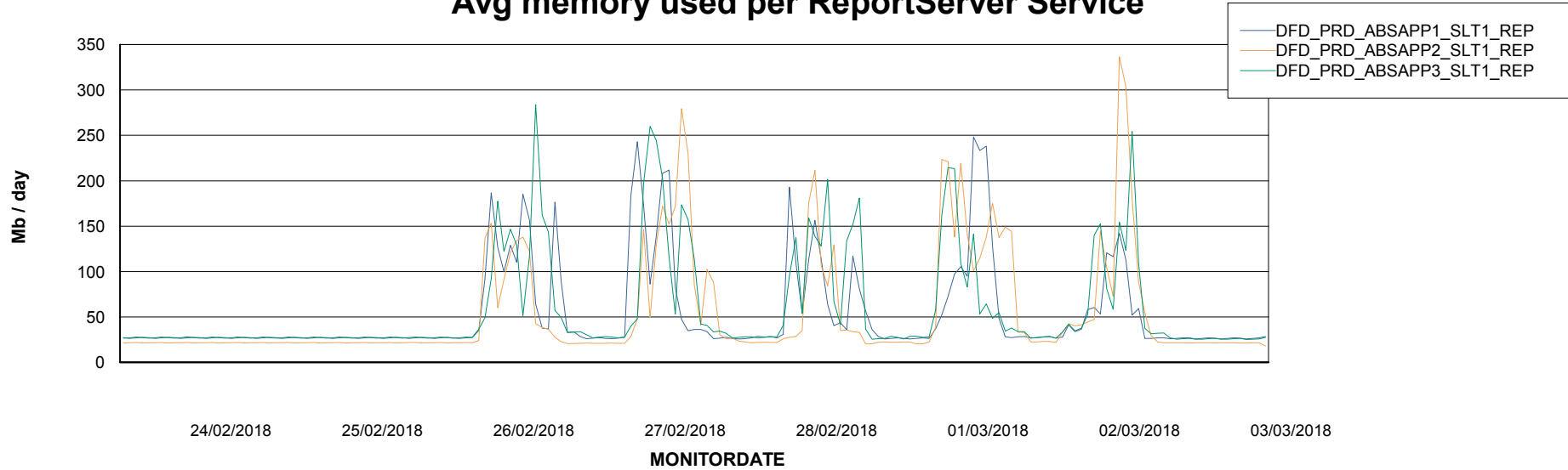
Weekly SLA Customer Report

Customer DFD Production
Database ID 39



ABSSolute Application ReportServer Services

Avg memory used per ReportServer Service



Disaster per ABS component

