

# Weekly SLA Customer Report

Customer CSC\_Production  
Database ID 50



## Harddisk Usage CSC\_PRD\_ABS01

	Free disk space on c: (%)	Total disk space on c: (Gb)	Free disk space on d: (%)	Total disk space on d: (Gb)
03/03/2018	45	110	56	210
02/03/2018	45	110	56	210
01/03/2018	45	110	56	210
28/02/2018	45	110	56	210

## Harddisk Usage CSC\_PRD\_ABS02

	Free disk space on c: (%)	Total disk space on c: (Gb)
03/03/2018	39	80
02/03/2018	39	80
01/03/2018	39	80
28/02/2018	39	80

# Weekly SLA Customer Report

Customer CSC\_Production  
Database ID 50



Harddisk Usage CSC\_PRD\_ABS4

	Free disk space on c: (%)	Total disk space on c: (Gb)
03/03/2018	58	80
02/03/2018	58	80
01/03/2018	58	80
28/02/2018	58	80

Harddisk Usage CSC\_PRD\_ABS5

	Free disk space on c: (%)	Total disk space on c: (Gb)
03/03/2018	52	80
02/03/2018	52	80
01/03/2018	52	80
28/02/2018	52	80

# Weekly SLA Customer Report

Customer CSC\_Production  
Database ID 50



## Harddisk Usage CSC\_PRD\_SRV\_Primary

	Free disk space on c: (%)	Total disk space on c: (Gb)	Free disk space on d: (%)	Total disk space on d: (Gb)	Free disk space on e: (%)	Total disk space on e: (Gb)
03/03/2018	75	150	57	600	25	900
02/03/2018	75	150	57	600	26	900
01/03/2018	75	150	57	600	31	900
28/02/2018	75	150	57	600	41	900

## Harddisk Usage CSC\_PRD\_SRV\_Standby

	Free disk space on c: (%)	Total disk space on c: (Gb)	Free disk space on d: (%)	Total disk space on d: (Gb)	Free disk space on e: (%)	Total disk space on e: (Gb)
03/03/2018	79	150	73	600	60	700
02/03/2018	79	150	73	600	60	700
01/03/2018	79	150	73	600	60	700
28/02/2018	79	150	73	600	61	700

# Weekly SLA Customer Report

Customer CSC\_Production  
Database ID 50



Harddisk Usage CSC\_PRD\_WEBSRV

		Total disk space on c: (Gb)
03/03/2018	45	59
02/03/2018	45	59
01/03/2018	45	59
28/02/2018	45	59
27/02/2018	45	0
26/02/2018	45	0
25/02/2018	45	0

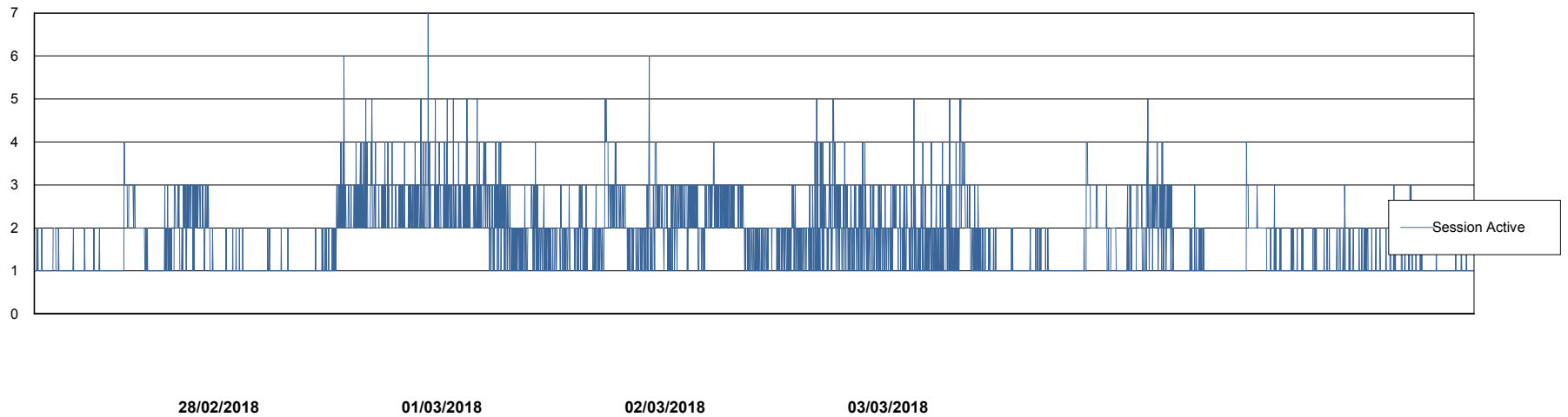
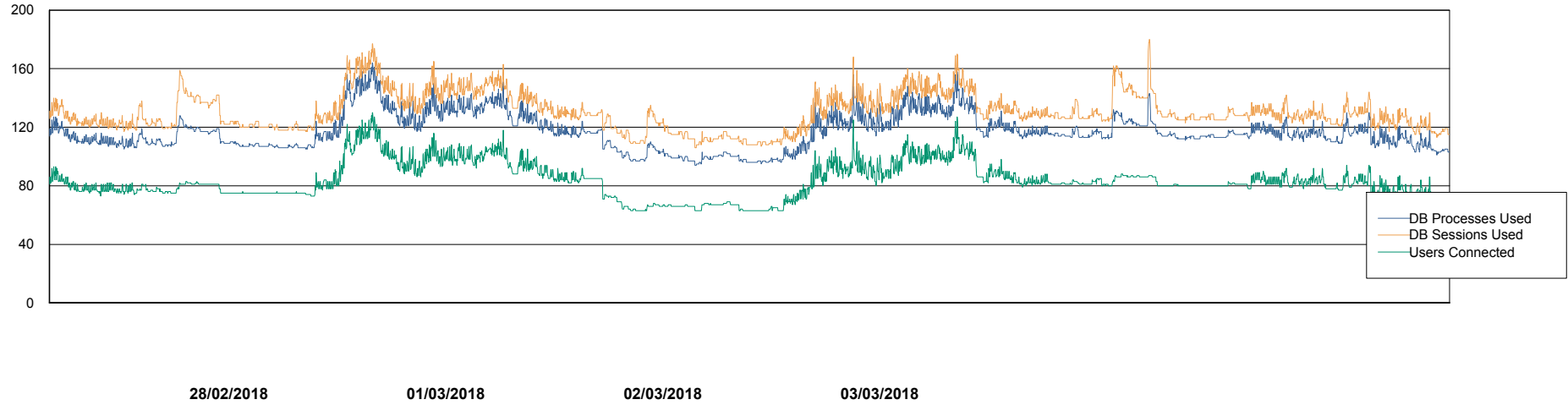
# Weekly SLA Customer Report

Customer CSC\_Production  
Database ID 50



## Database Performance CSCDB\_Primary

DB Processes Max 500  
DB Sessions Max 800



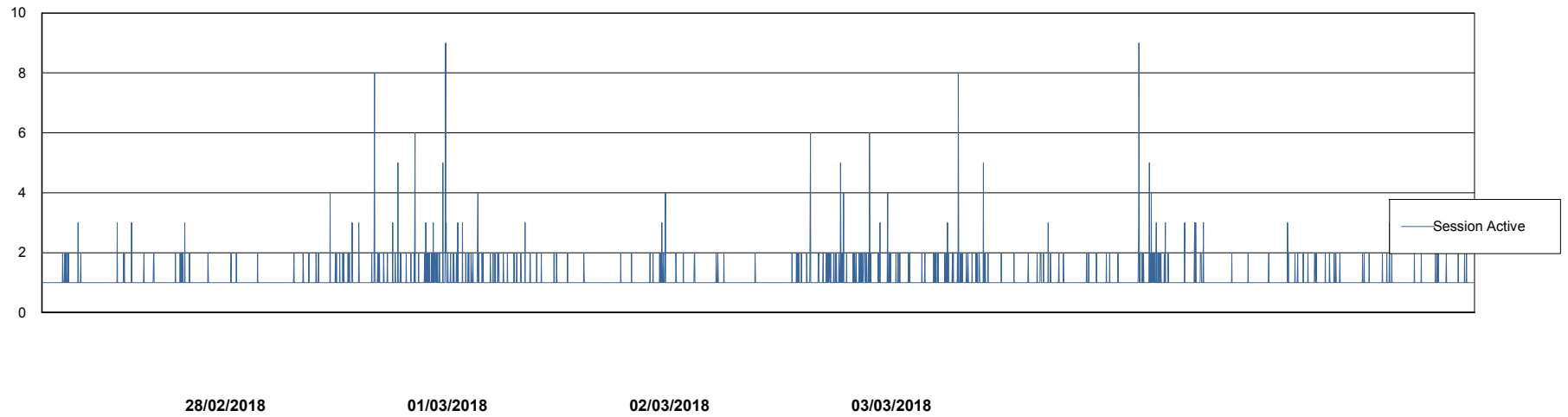
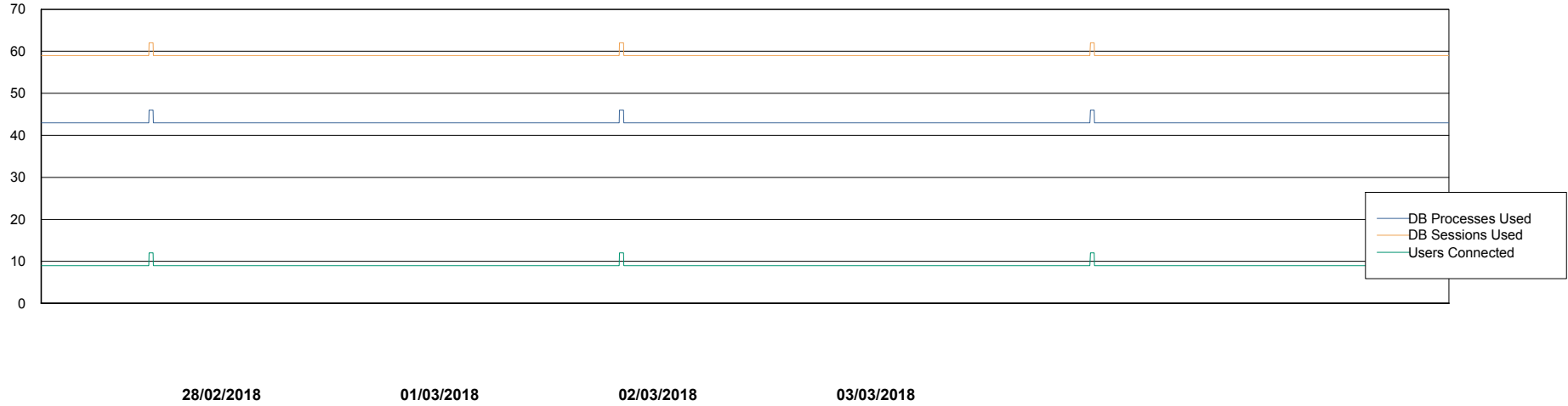
# Weekly SLA Customer Report

Customer CSC\_Production  
Database ID 50



## Database Performance CSCDB\_Standby

DB Processes Max 500  
DB Sessions Max 800



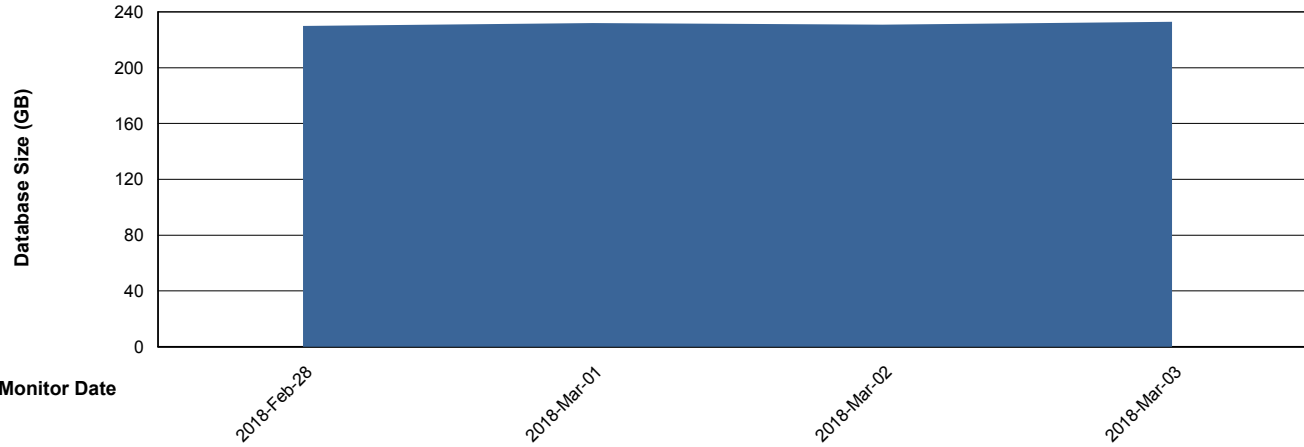
# Weekly SLA Customer Report

Customer CSC\_Production  
 Database ID 50



DATABASE SIZE CSCDB\_Primary

Database growth over last month



Database Tablespace CSCDB\_Primary

Date	Tablespace Name	Filesize (Gb)	Usedsize (Gb)	Percentage free
03/03/2018	ABSDATA	127	86	32
	INDX	168	142	15
02/03/2018	ABSDATA	127	86	32
	INDX	168	142	15
01/03/2018	ABSDATA	127	86	32
	INDX	168	142	15
28/02/2018	ABSDATA	127	86	32
	INDX	168	142	15

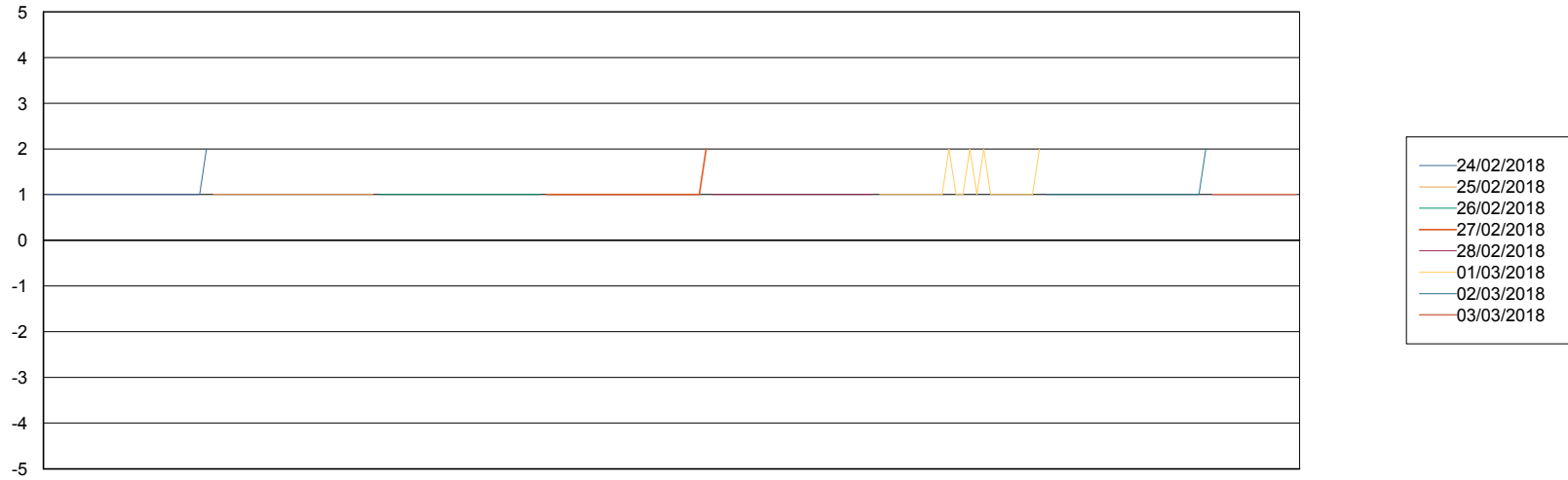
# Weekly SLA Customer Report

Customer CSC\_Production  
Database ID 50



Standby Database Health CSC\_Production

## Recovery lag for last 7 days



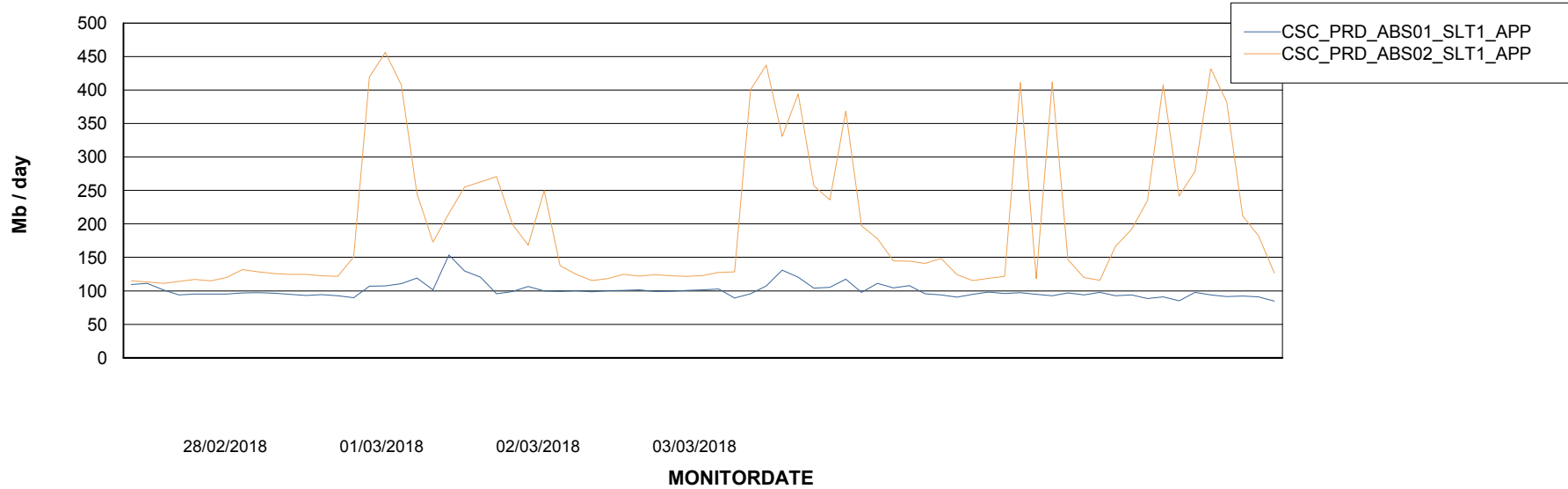
# Weekly SLA Customer Report

Customer CSC\_Production  
Database ID 50

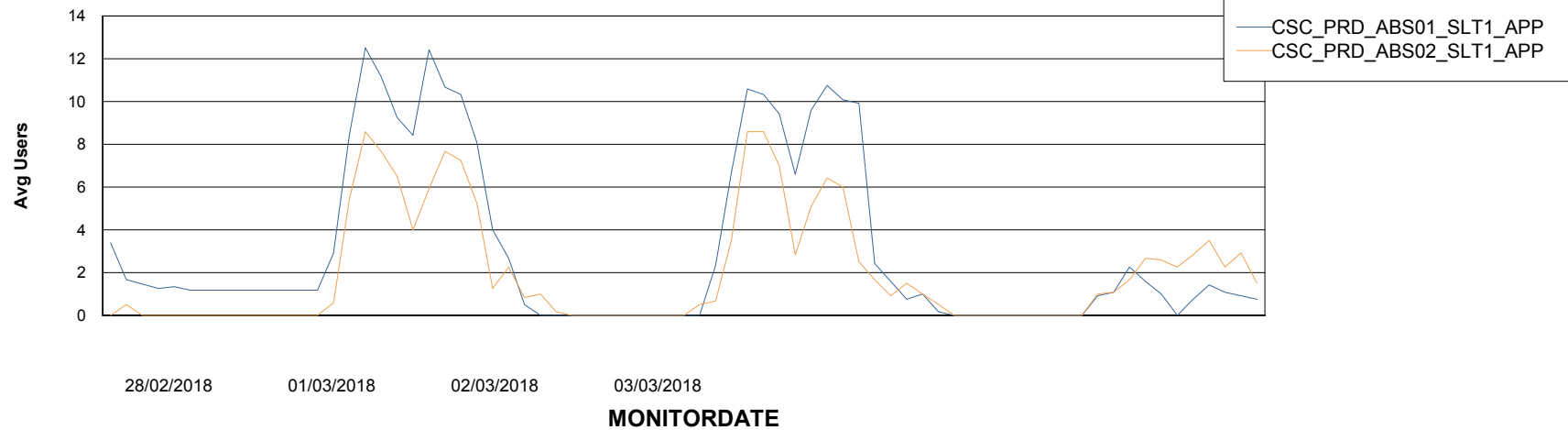


## ABSSolute Application Server Services

### Avg memory used per ABS Server Service



### Avg users per day per ABS server



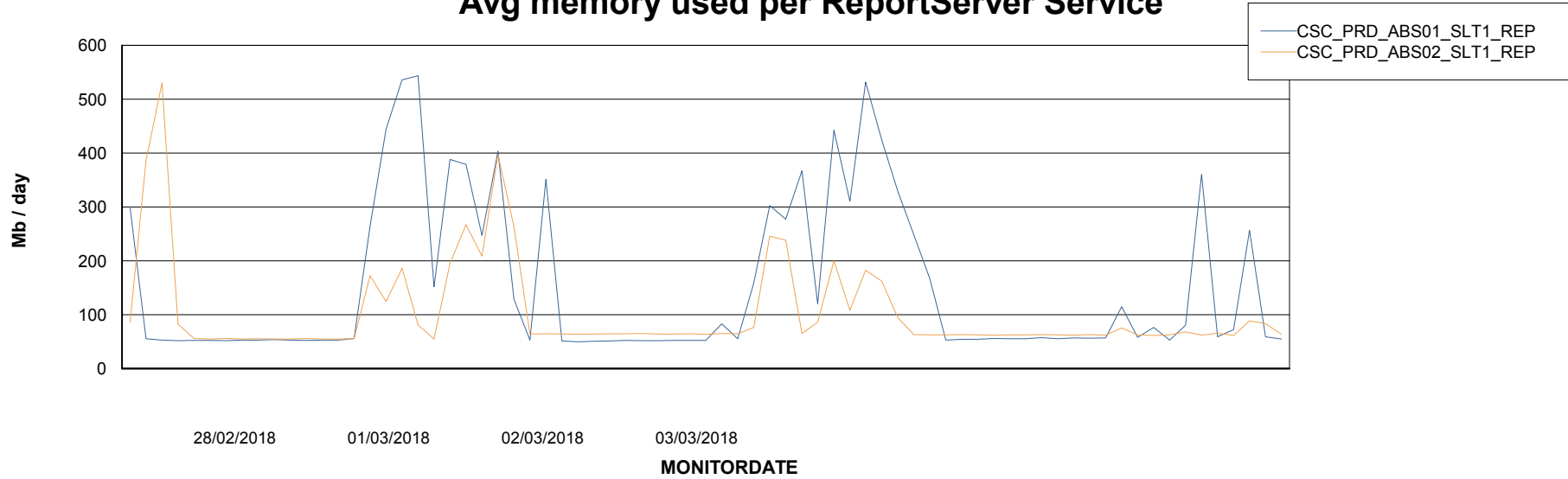
# Weekly SLA Customer Report

Customer CSC\_Production  
Database ID 50



## ABSSolute Application ReportServer Services

### Avg memory used per ReportServer Service



### Disaster per ABS component

