

# Weekly SLA Customer Report

Customer BCM\_Production  
Database ID 81



## Harddisk Usage BCM\_ABS-DEVBD-01 Standby DB Server

	Free disk space on c: (%)	Total disk space on c: (Gb)	Free disk space on d: (%)	Total disk space on d: (Gb)	Free disk space on e: (%)	Total disk space on e: (Gb)
03/03/2018	60	80	0	0	72	250
02/03/2018	60	80	0	0	72	250
01/03/2018	60	80	0	0	72	250
28/02/2018	60	80	0	0	72	250
27/02/2018	60	80	0	0	72	250
26/02/2018	60	80	0	0	72	250
25/02/2018	60	80	0	0	72	250

## Harddisk Usage BCM\_ABS-PRODBD-01 Production DB Server

	Free disk space on c: (%)	Total disk space on c: (Gb)	Free disk space on e: (%)	Total disk space on e: (Gb)
03/03/2018	46	150	21	175
02/03/2018	46	150	21	175
01/03/2018	46	150	21	175
28/02/2018	46	150	22	175
27/02/2018	46	150	22	175
26/02/2018	46	150	22	175
25/02/2018	46	150	33	175

# Weekly SLA Customer Report

Customer BCM\_Production  
Database ID 81



## Harddisk Usage BCM\_PRD\_ABS-DEV-01

	Free disk space on c: (%)	Total disk space on c: (Gb)
03/03/2018	76	100
02/03/2018	76	100
01/03/2018	76	100
28/02/2018	76	100
27/02/2018	76	100
26/02/2018	76	100
25/02/2018	76	100

## Harddisk Usage BCM\_PRD\_ABS-PROD-01

	Free disk space on c: (%)	Total disk space on c: (Gb)	Free disk space on d: (%)	Total disk space on d: (Gb)
03/03/2018	55	80	0	0
02/03/2018	55	80	0	0
01/03/2018	55	80	0	0
28/02/2018	55	80	0	0
27/02/2018	55	80	0	0
26/02/2018	55	80	0	0
25/02/2018	55	80	0	0

# Weekly SLA Customer Report

Customer BCM\_Production  
Database ID 81



Harddisk Usage BCM\_PRD\_ABS-PRODWEB-01

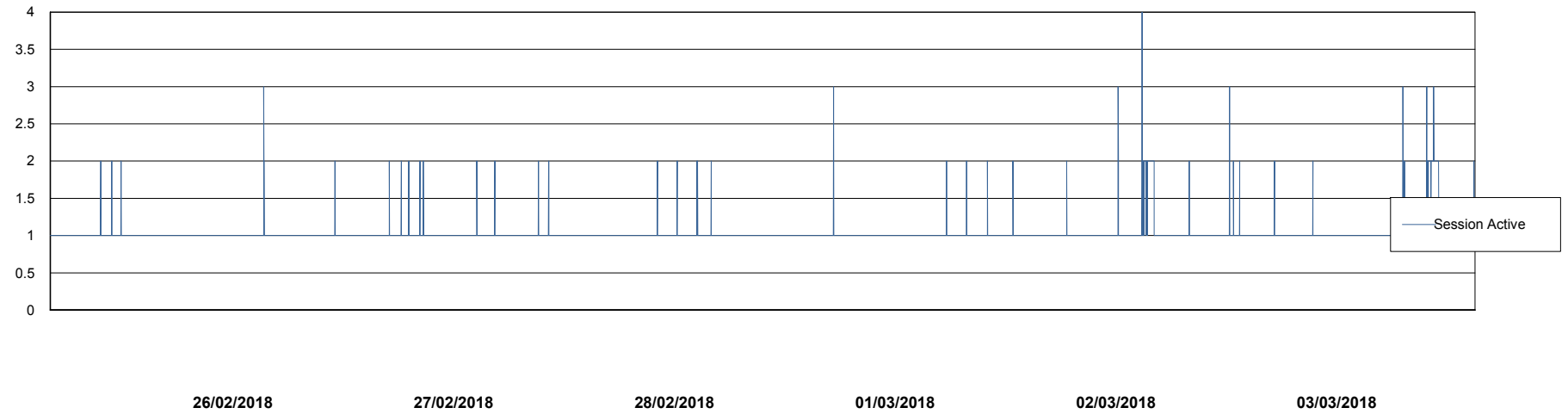
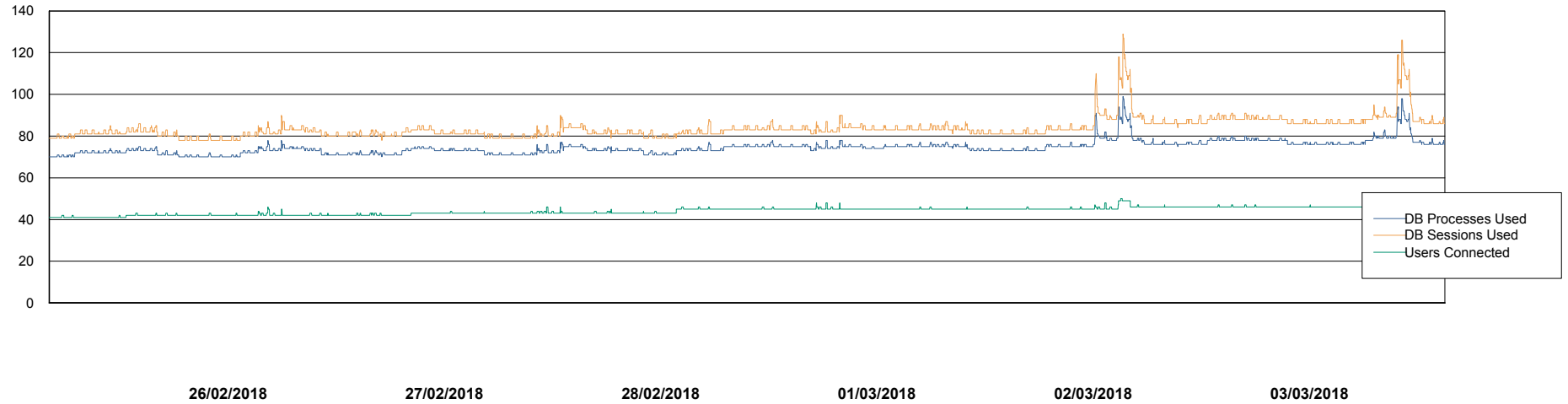
	Free disk space on c: (%)	Total disk space on c: (Gb)
03/03/2018	71	80
02/03/2018	71	80
01/03/2018	71	80
28/02/2018	71	80
27/02/2018	71	80
26/02/2018	71	80
25/02/2018	71	80

# Weekly SLA Customer Report

Customer BCM\_Production  
Database ID 81



## Database Performance BCMDB\_ABS1 Production Database



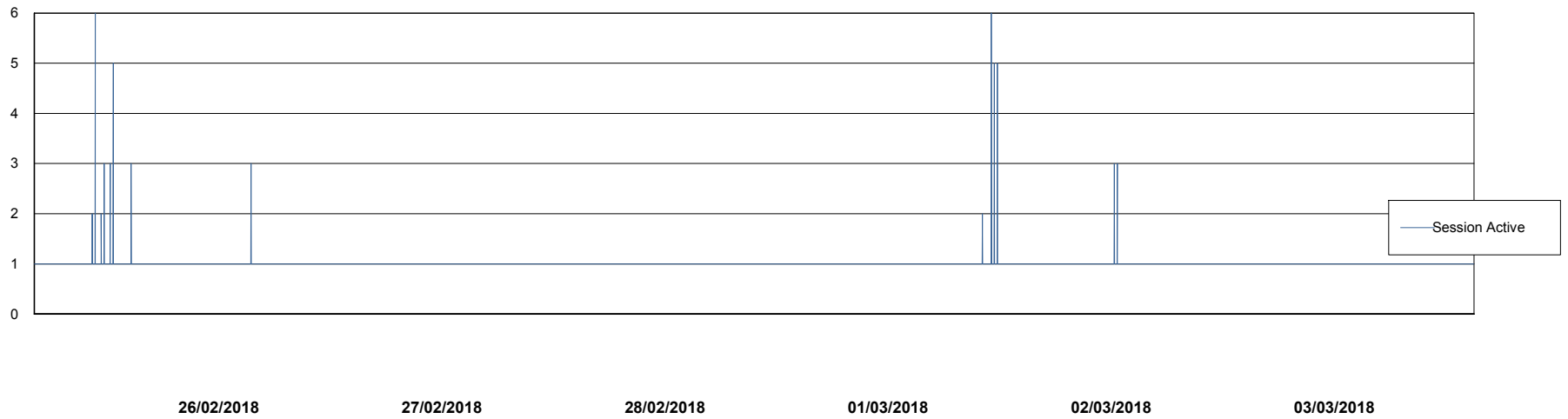
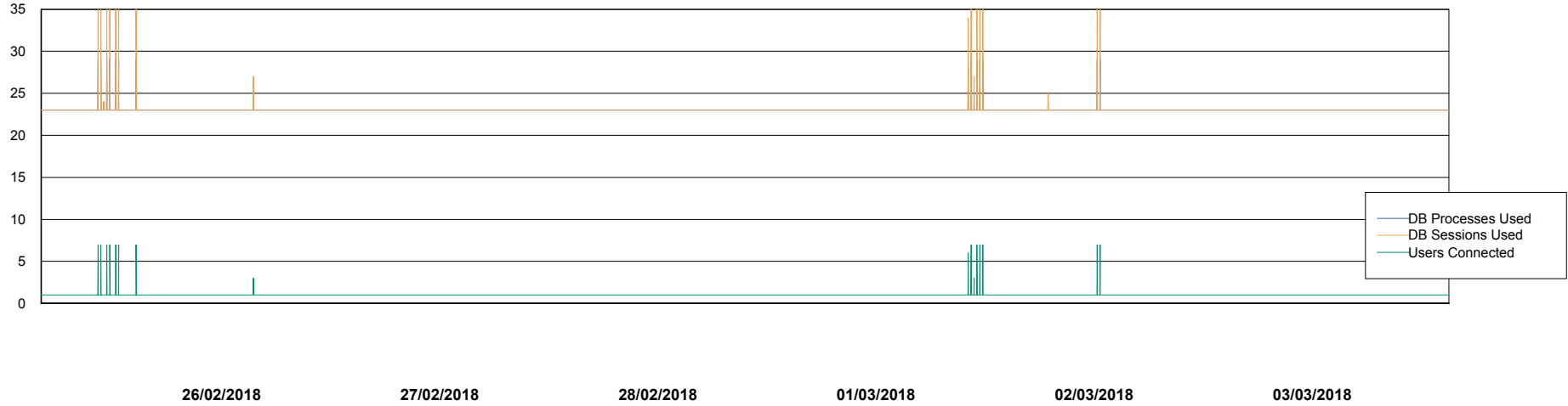
# Weekly SLA Customer Report

Customer BCM\_Production  
Database ID 81



## Database Performance BCMDB\_ABS1SB Standby Database

DB Processes Max 150  
DB Sessions Max 248



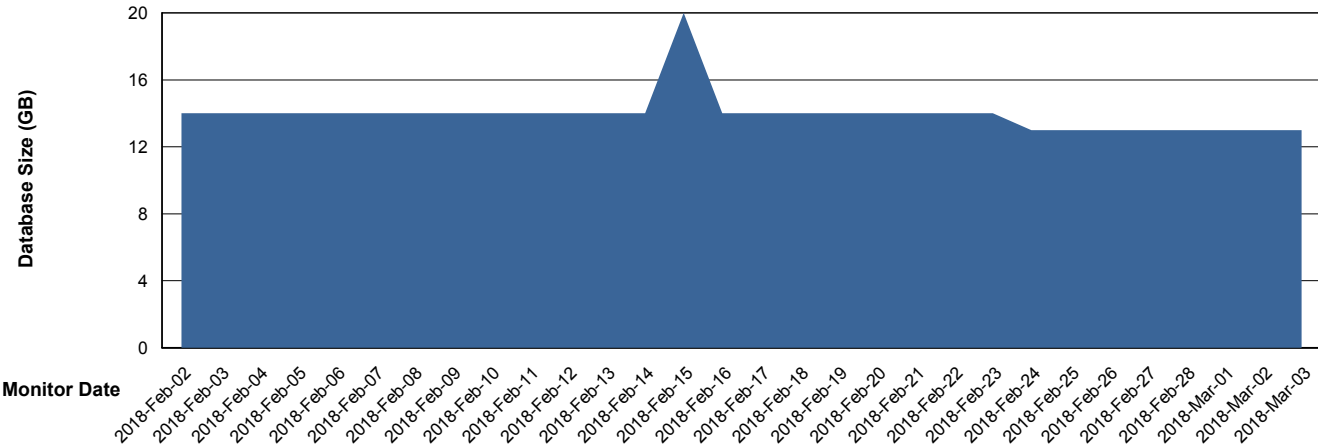
# Weekly SLA Customer Report

Customer BCM\_Production  
 Database ID 81



DATABASE SIZE BCMDB\_ABS1 Production Database

## Database growth over last month



Database Tablespace BCMDB\_ABS1 Production Database

Date	Tablespace Name	Filesize (Gb)	Usedsize (Gb)	Percentage free
03/03/2018	ABSDATA	5	3	40
	INDX	10	7	30
02/03/2018	ABSDATA	5	3	40
	INDX	10	7	30
01/03/2018	ABSDATA	5	3	40
	INDX	10	7	30
28/02/2018	ABSDATA	5	3	40
	INDX	10	7	30
27/02/2018	ABSDATA	5	3	40
	INDX	10	7	30
26/02/2018	ABSDATA	5	3	40
	INDX	10	7	30
25/02/2018	ABSDATA	5	3	40
	INDX	10	7	30

# Weekly SLA Customer Report

Customer BCM\_Production  
Database ID 81



Standby Database Health BCM\_Production

## Recovery lag for last 7 days



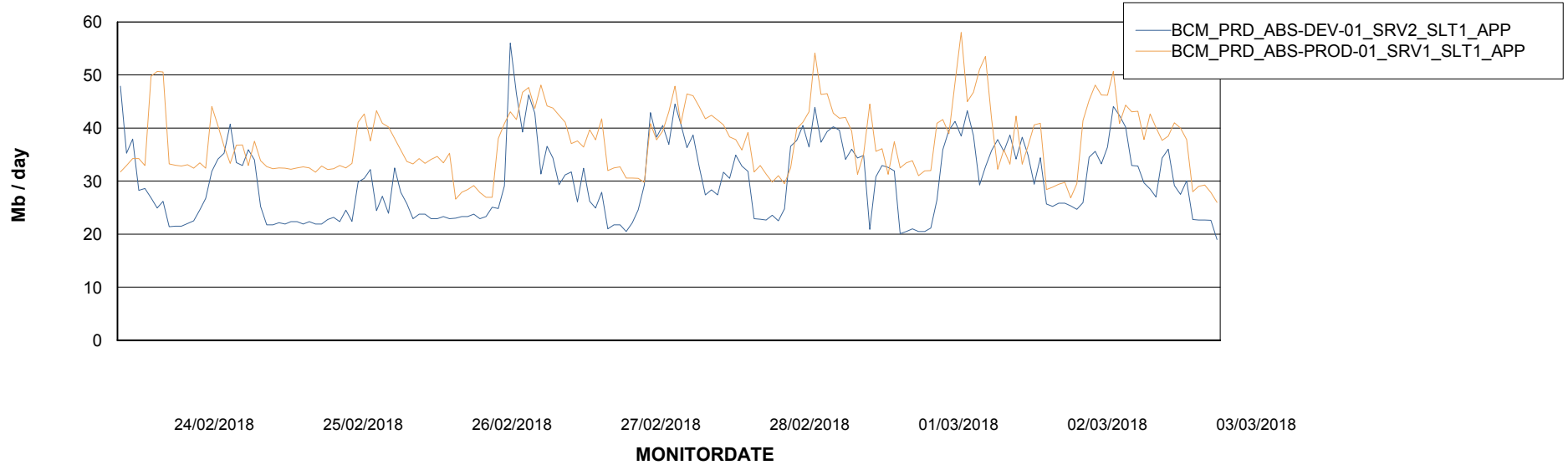
# Weekly SLA Customer Report

Customer BCM\_Production  
Database ID 81

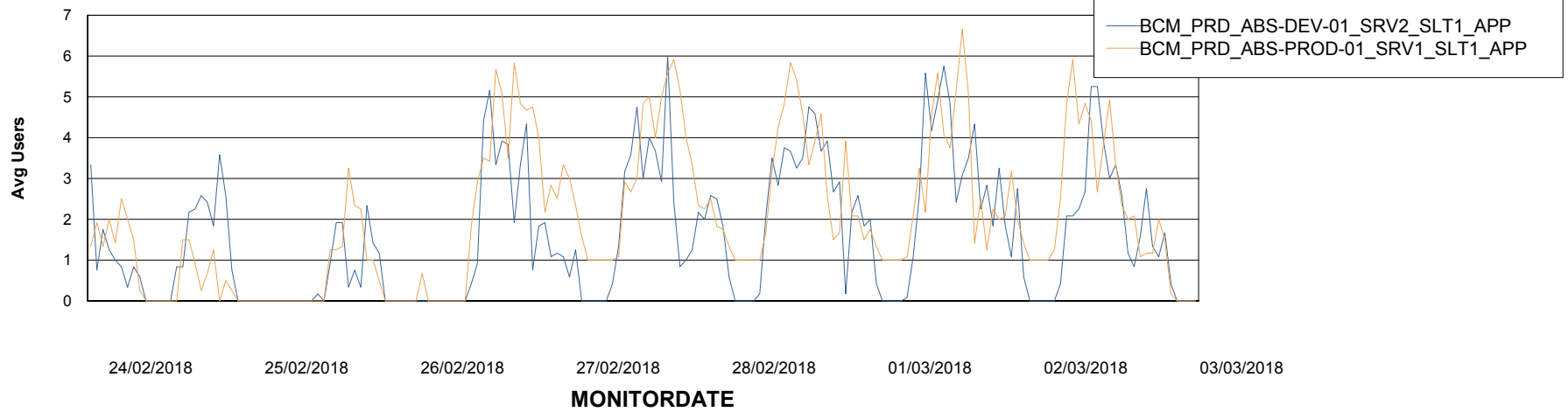


## ABSSolute Application Server Services

### Avg memory used per ABS Server Service



### Avg users per day per ABS server



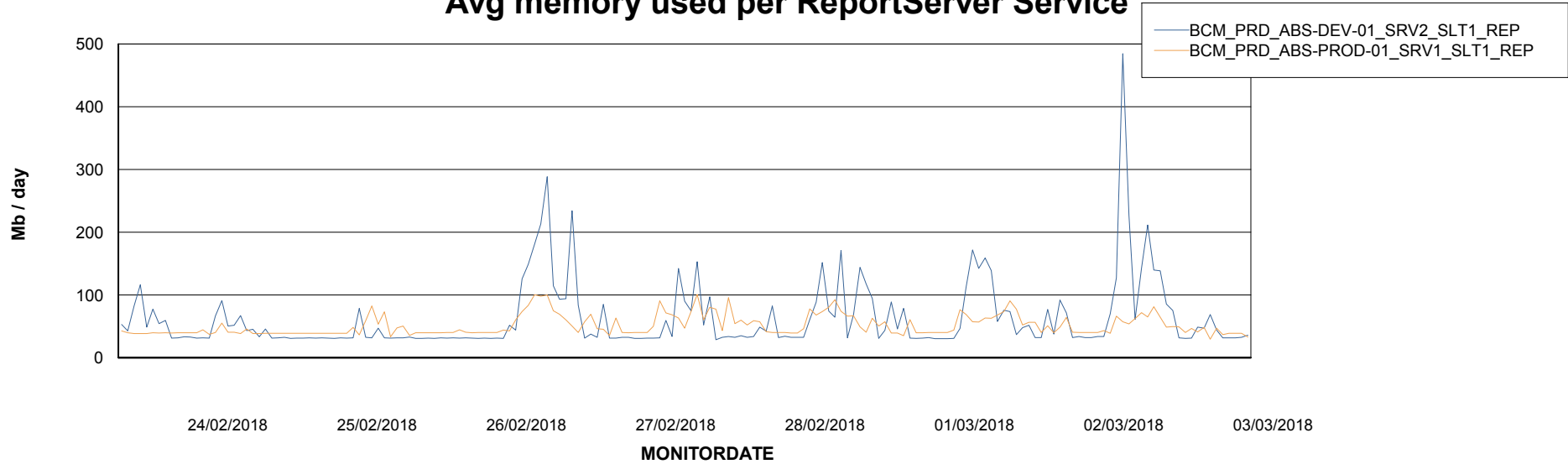
# Weekly SLA Customer Report

Customer BCM\_Production  
Database ID 81



## ABSSolute Application ReportServer Services

### Avg memory used per ReportServer Service



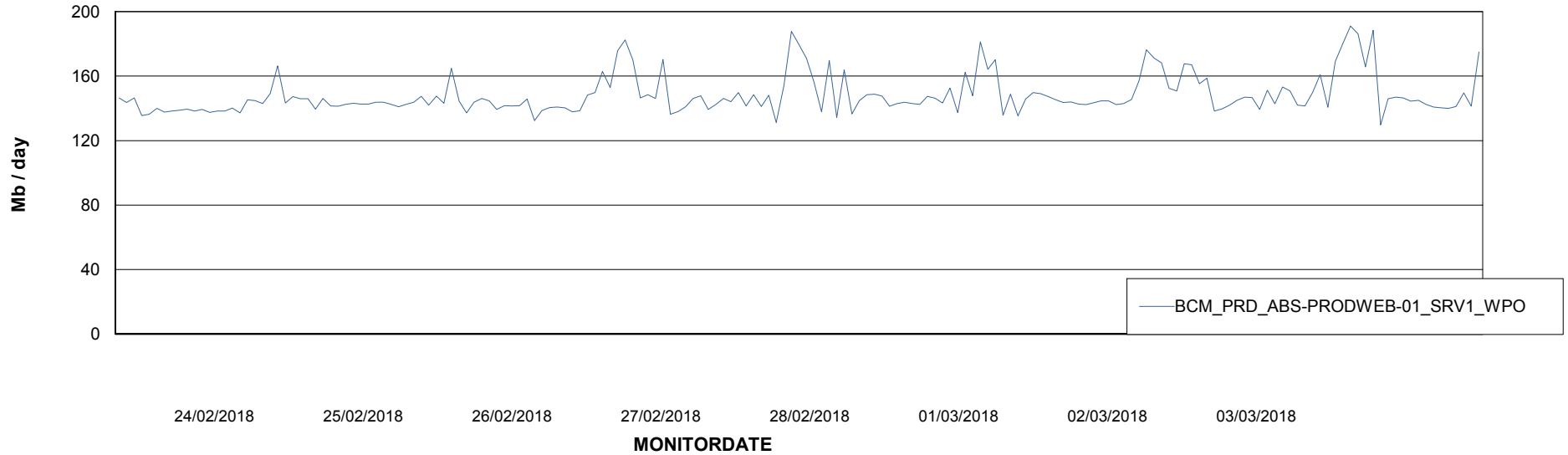
# Weekly SLA Customer Report

Customer BCM\_Production  
Database ID 81



## ABSSolute Web Component Services

### Avg memory used per ABS Web component



# Weekly SLA Customer Report

Customer BCM\_Production  
Database ID 81



### Disaster per ABS component

