

Weekly SLA Customer Report

Customer CLO Production
Database ID 38



Harddisk Usage CLO_PRD_CLOBI

	Free disk space on c: (%)	Total disk space on c: (Gb)	Free disk space on d: (%)	Total disk space on d: (Gb)	Free disk space on e: (%)	Total disk space on e: (Gb)
24/02/2018	30	68	34	68	28	68
23/02/2018	30	68	37	68	28	68
22/02/2018	30	68	37	68	28	68
21/02/2018	30	68	37	68	28	68
20/02/2018	30	68	38	68	28	68
19/02/2018	30	68	32	68	28	68
18/02/2018	31	68	19	68	28	68

Harddisk Usage CLO_PRD_CLO_ORACLE_001

	Free disk space on c: (%)	Total disk space on c: (Gb)	Free disk space on d: (%)	Total disk space on d: (Gb)	Free disk space on e: (%)	Total disk space on e: (Gb)
24/02/2018	18	137	31	137	65	107
23/02/2018	18	137	31	137	65	107
22/02/2018	18	137	31	137	67	107
21/02/2018	18	137	31	137	69	107
20/02/2018	19	137	31	137	69	107
19/02/2018	19	137	31	137	66	107
18/02/2018	19	137	31	137	63	107

Weekly SLA Customer Report

Customer CLO Production
Database ID 38



Harddisk Usage CLO_PRD_CLO_ORACLE_002

	Free disk space on c: (%)	Total disk space on c: (Gb)	Free disk space on d: (%)	Total disk space on d: (Gb)	Free disk space on e: (%)	Total disk space on e: (Gb)
24/02/2018	24	273	9	137	86	107
23/02/2018	24	273	9	137	86	107
22/02/2018	24	273	9	137	88	107
21/02/2018	24	273	9	137	90	107
20/02/2018	24	273	9	137	90	107
19/02/2018	24	273	9	137	87	107
18/02/2018	24	273	9	137	84	107

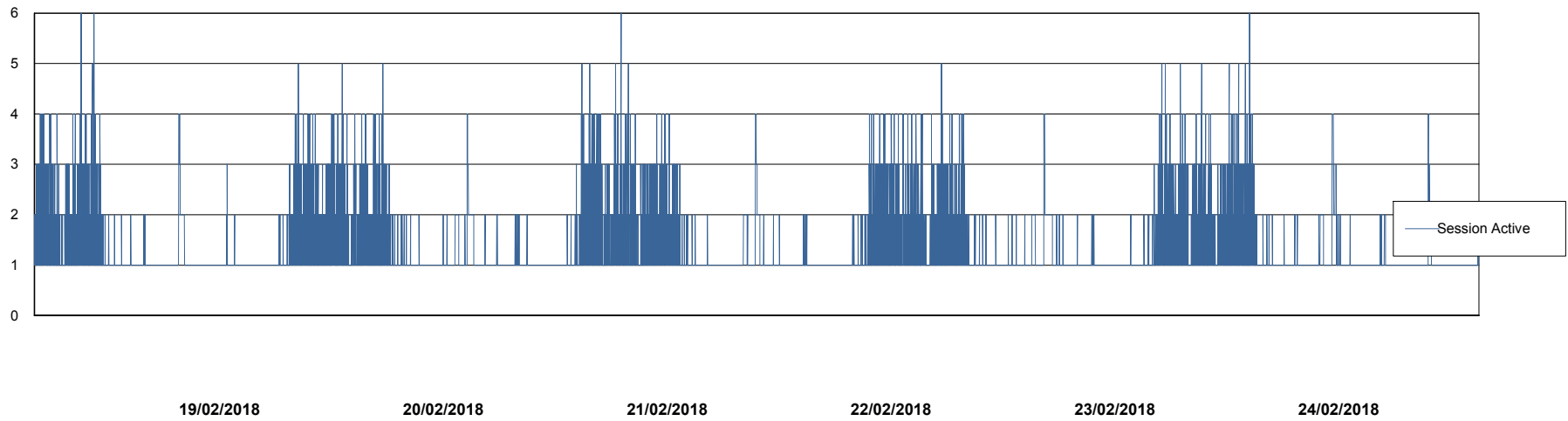
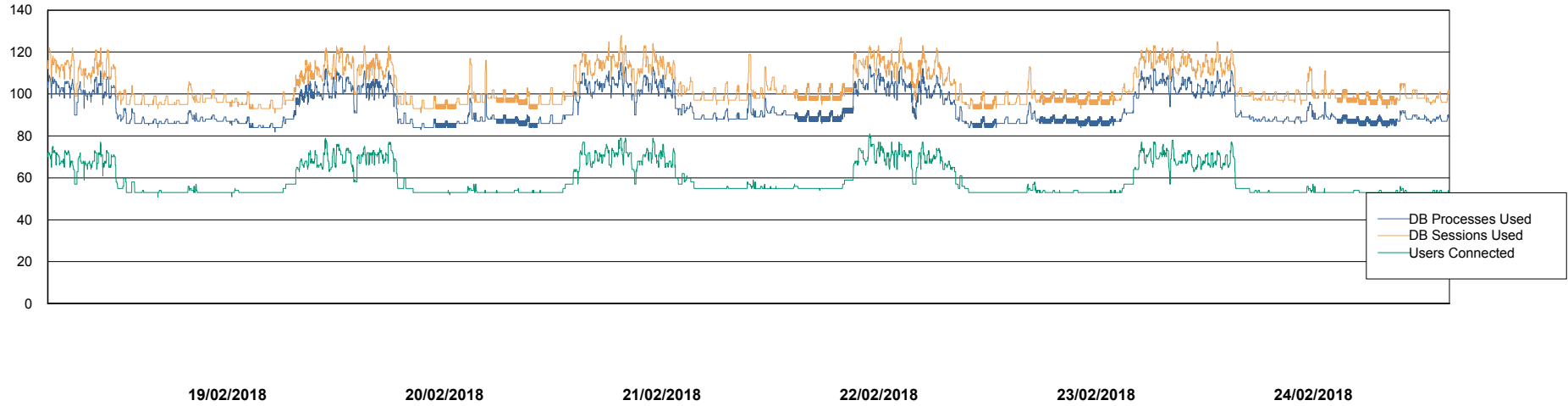
Weekly SLA Customer Report

Customer CLO Production
Database ID 38



Database Performance CLODB_Production

DB Processes Max 500
DB Sessions Max 792



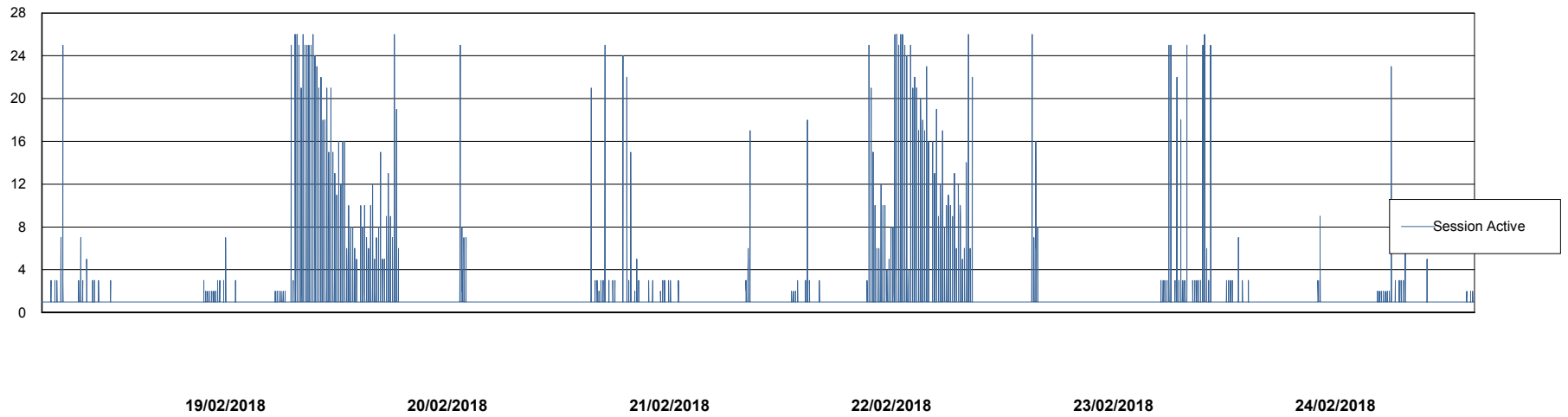
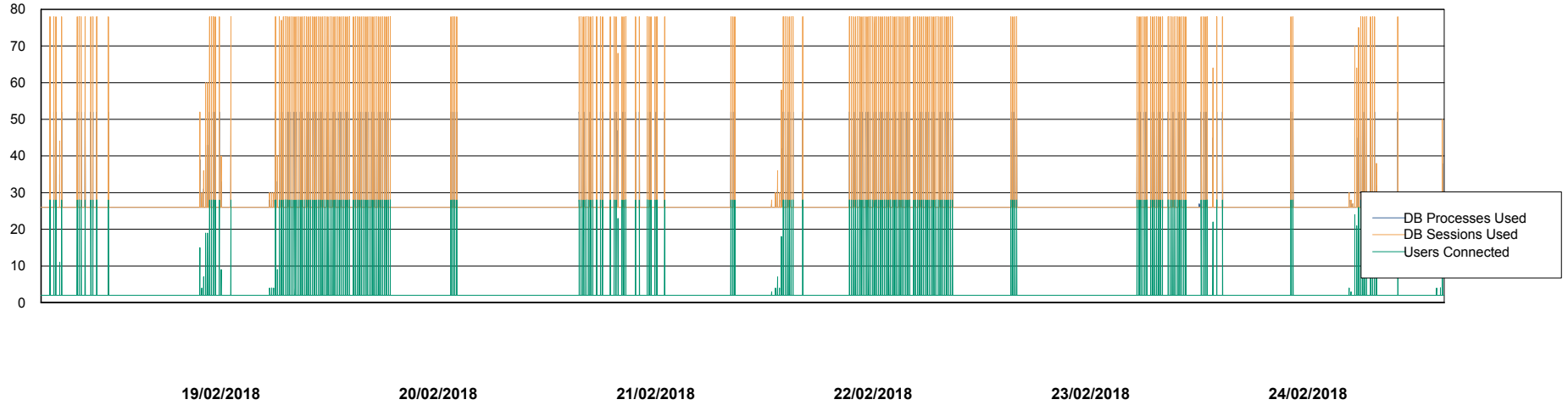
Weekly SLA Customer Report

Customer CLO Production
Database ID 38



Database Performance CLODB_Standby

DB Processes Max 500
DB Sessions Max 792



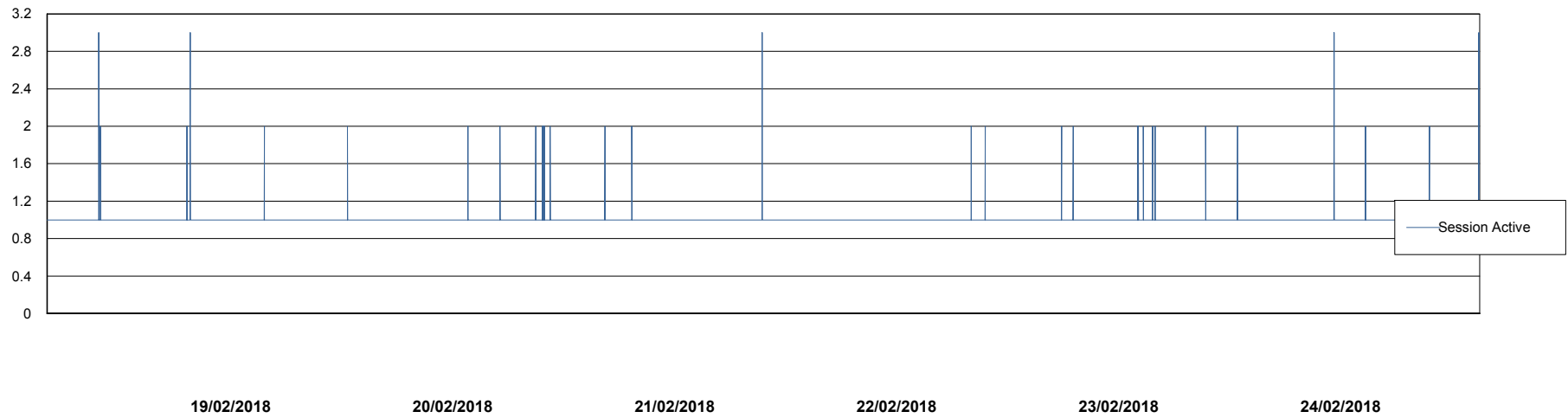
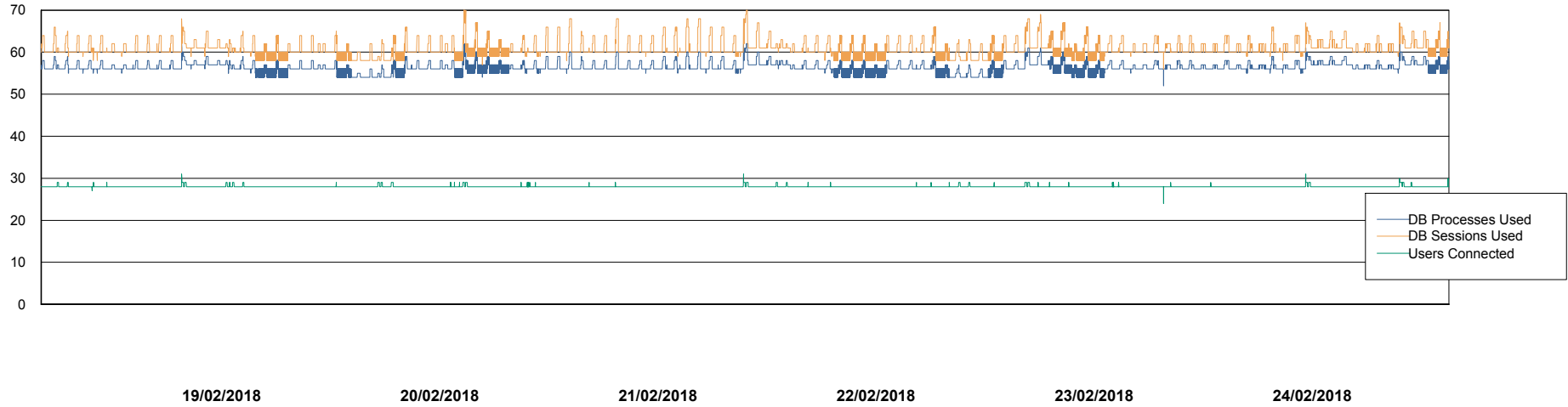
Weekly SLA Customer Report

Customer CLO Production
Database ID 38



Database Performance CLODB_Test

DB Processes Max 500
DB Sessions Max 792



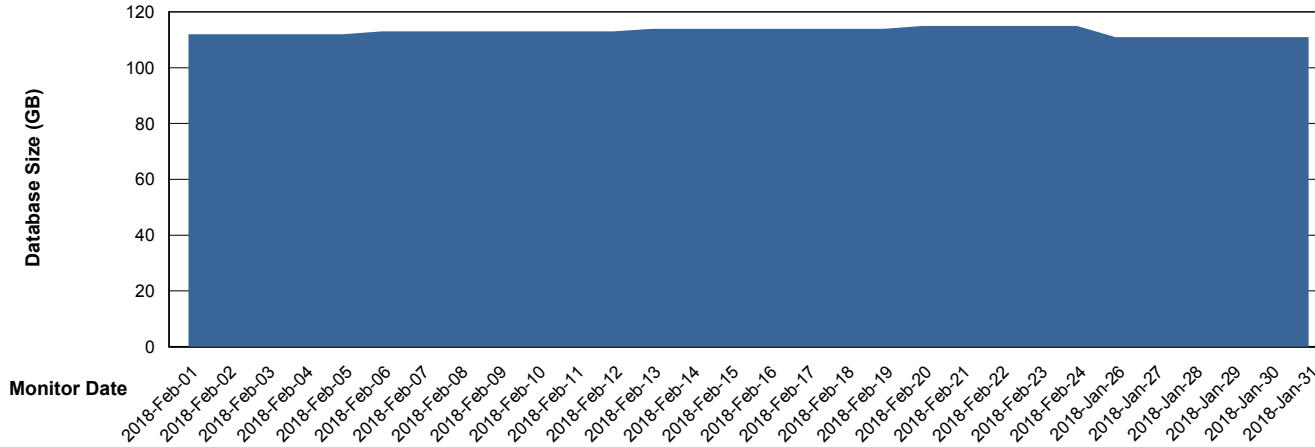
Weekly SLA Customer Report

Customer CLO Production
Database ID 38



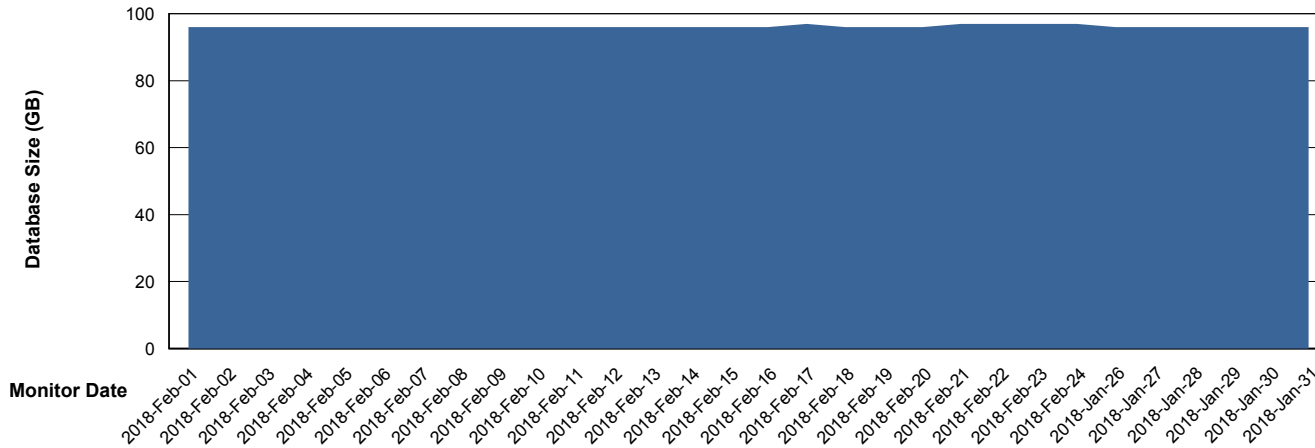
DATABASE SIZE CLODB_Production

Database growth over last month



DATABASE SIZE CLODB_Test

Database growth over last month



Weekly SLA Customer Report

Customer CLO Production
Database ID 38



Database Tablespace		CLODB_Production		
Date	Tablespace Name	Filesize (Gb)	Usedsize (Gb)	Percentage free
24/02/2018	ABSDATA	2	57	17
	INDX	2	56	16
23/02/2018	ABSDATA	2	57	17
	INDX	2	56	16
22/02/2018	ABSDATA	2	57	17
	INDX	2	56	16
21/02/2018	ABSDATA	2	57	17
	INDX	2	56	16
20/02/2018	ABSDATA	2	57	17
	INDX	2	56	16
19/02/2018	ABSDATA	2	57	17
	INDX	2	56	16
18/02/2018	ABSDATA	2	57	17
	INDX	2	56	16

Weekly SLA Customer Report

Customer CLO Production
Database ID 38



Database Tablespace		CLODB_Test		
Date	Tablespace Name	Filesize (Gb)	Usedsize (Gb)	Percentage free
24/02/2018	ABSDATA	2	50	23
	INDX	2	44	19
23/02/2018	ABSDATA	2	50	23
	INDX	2	44	19
22/02/2018	ABSDATA	2	50	23
	INDX	2	44	19
21/02/2018	ABSDATA	2	50	23
	INDX	2	44	19
20/02/2018	ABSDATA	2	50	23
	INDX	2	44	19
19/02/2018	ABSDATA	2	50	23
	INDX	2	44	19
18/02/2018	ABSDATA	2	50	23
	INDX	2	44	19

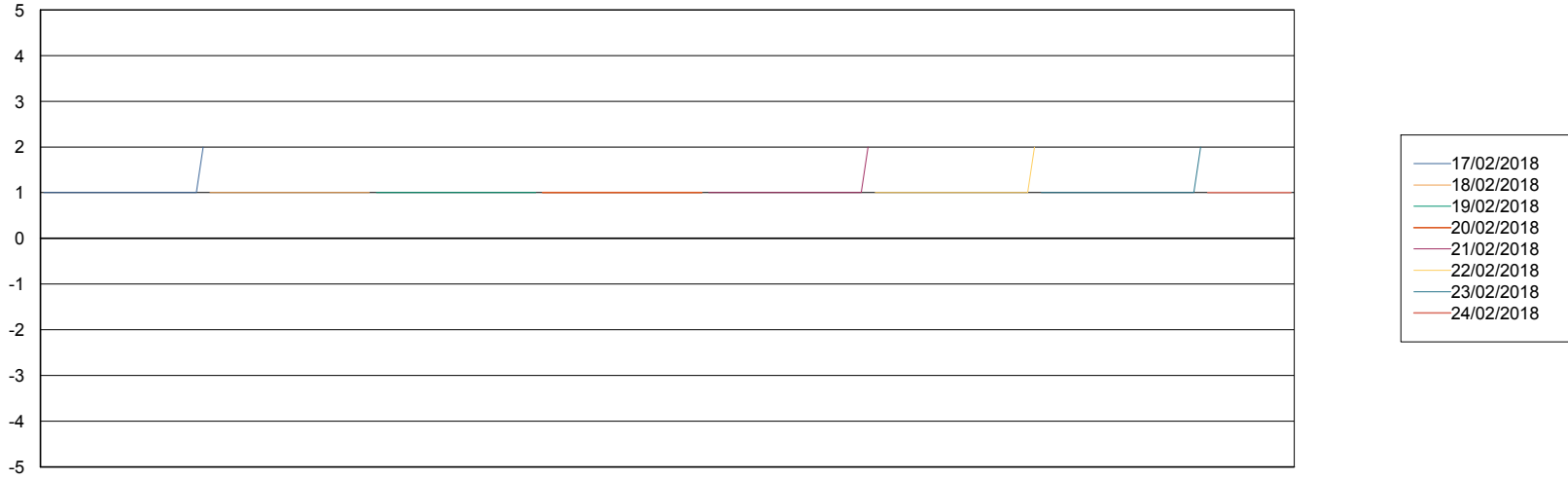
Weekly SLA Customer Report

Customer CLO Production
Database ID 38



Standby Database Health CLO Production

Recovery lag for last 7 days



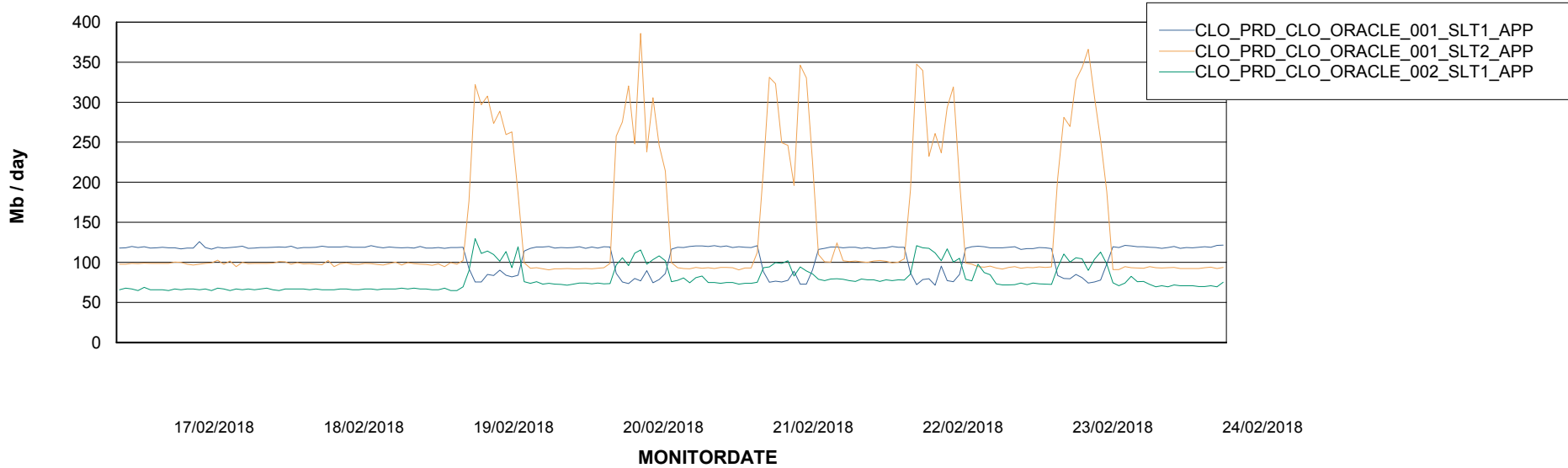
Weekly SLA Customer Report

Customer CLO Production
Database ID 38

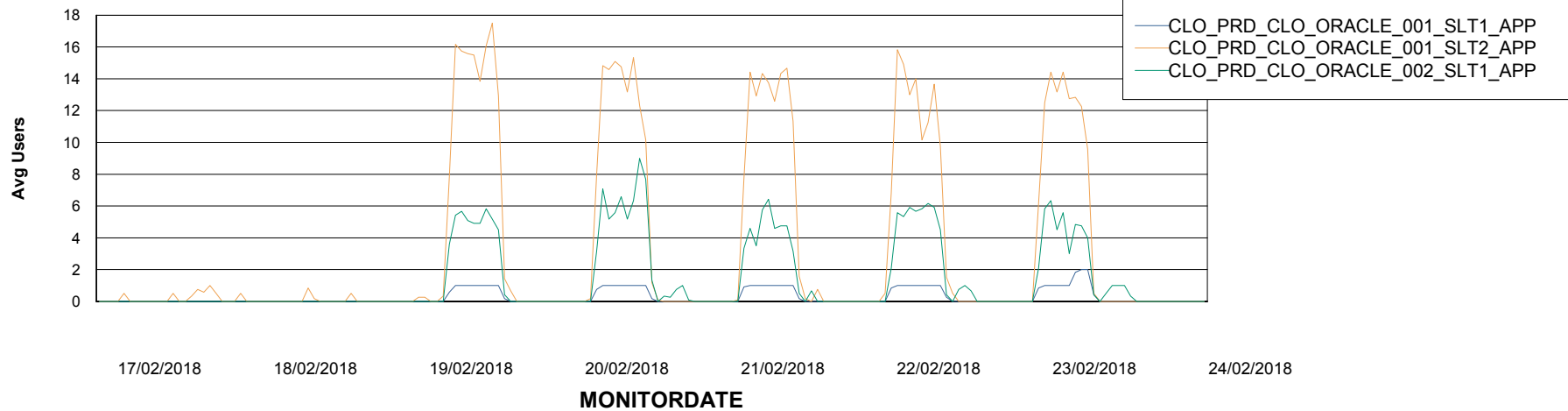


ABSSolute Application Server Services

Avg memory used per ABS Server Service



Avg users per day per ABS server



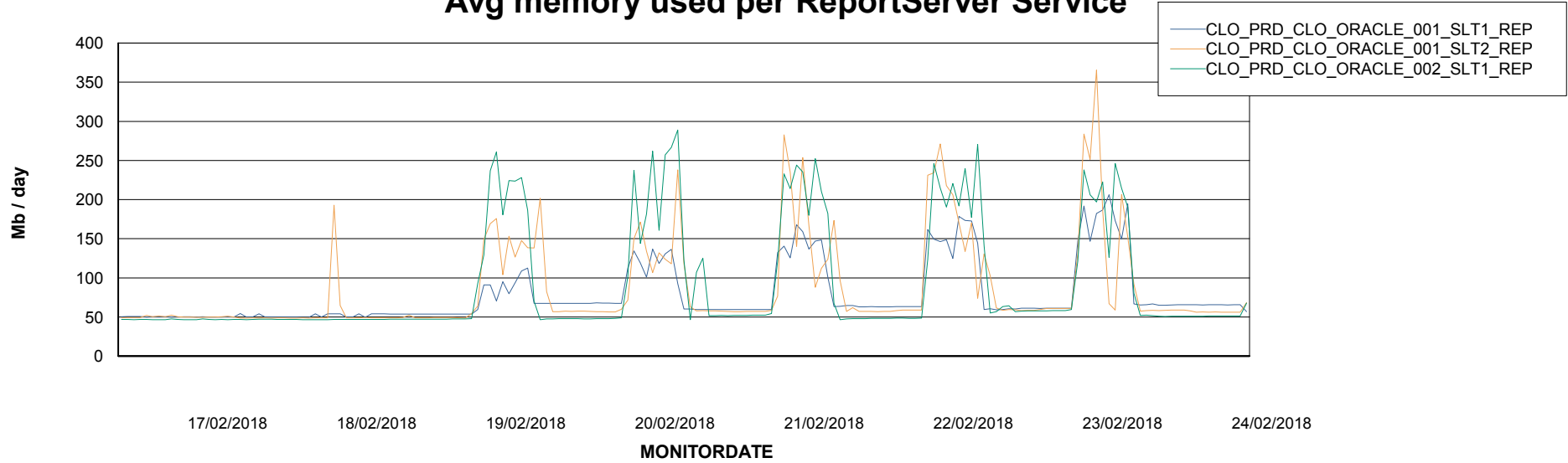
Weekly SLA Customer Report

Customer CLO Production
Database ID 38



ABSSolute Application ReportServer Services

Avg memory used per ReportServer Service



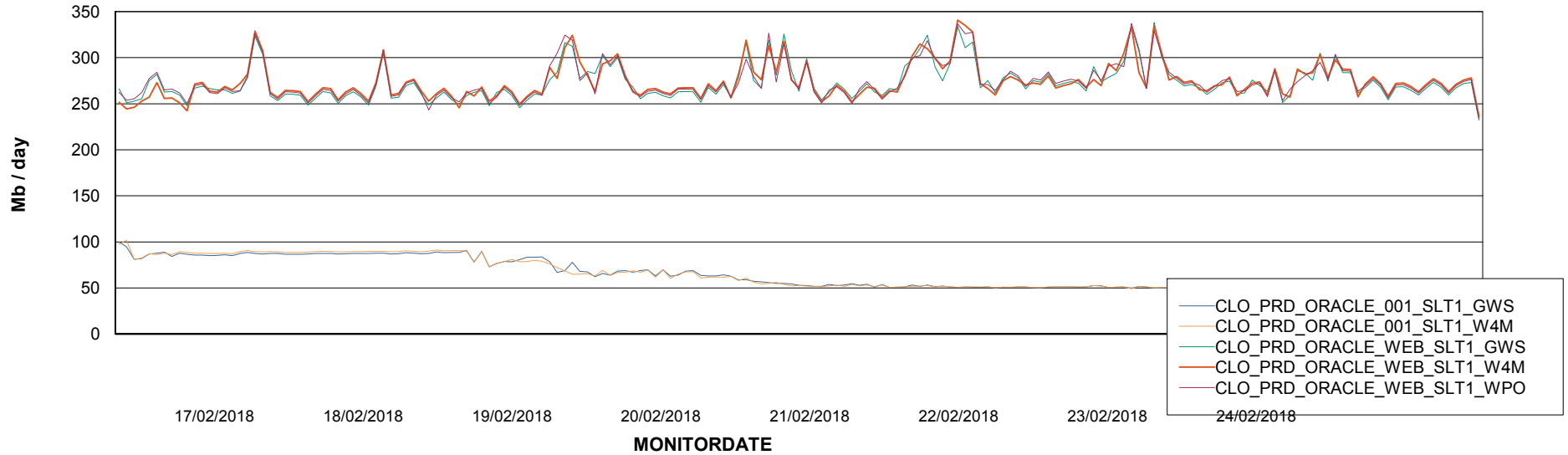
Weekly SLA Customer Report

Customer CLO Production
Database ID 38



ABSolute Web Component Services

Avg memory used per ABS Web component



Weekly SLA Customer Report

Customer CLO Production
Database ID 38



Disaster per ABS component

