

# Weekly SLA Customer Report

Customer CLO Production  
Database ID 38



## Harddisk Usage CLO\_PRD\_CLOBI

	Free disk space on c: (%)	Total disk space on c: (Gb)	Free disk space on d: (%)	Total disk space on d: (Gb)	Free disk space on e: (%)	Total disk space on e: (Gb)
17/02/2018	31	68	19	68	28	68
16/02/2018	31	68	36	68	18	68
15/02/2018	31	68	45	68	17	68
14/02/2018	31	68	45	68	8	68
13/02/2018	31	68	45	68	23	68
12/02/2018	31	68	45	68	26	68
11/02/2018	31	68	45	68	23	68

## Harddisk Usage CLO\_PRD\_CLO\_ORACLE\_001

	Free disk space on c: (%)	Total disk space on c: (Gb)	Free disk space on d: (%)	Total disk space on d: (Gb)	Free disk space on e: (%)	Total disk space on e: (Gb)
17/02/2018	19	137	31	137	59	107
16/02/2018	19	137	31	137	58	107
15/02/2018	19	137	31	137	61	107
14/02/2018	20	137	31	137	65	107
13/02/2018	20	137	31	137	66	107
12/02/2018	21	137	31	137	67	107
11/02/2018	21	137	31	137	66	107

# Weekly SLA Customer Report

Customer CLO Production  
Database ID 38



Harddisk Usage CLO\_PRD\_CLO\_ORACLE\_002

	Free disk space on c: (%)	Total disk space on c: (Gb)	Free disk space on d: (%)	Total disk space on d: (Gb)	Free disk space on e: (%)	Total disk space on e: (Gb)
17/02/2018	24	273	9	137	81	107
16/02/2018	24	273	9	137	79	107
15/02/2018	24	273	9	137	82	107
14/02/2018	24	273	9	137	86	107
13/02/2018	24	273	9	137	87	107
12/02/2018	24	273	9	137	88	107
11/02/2018	24	273	9	137	87	107

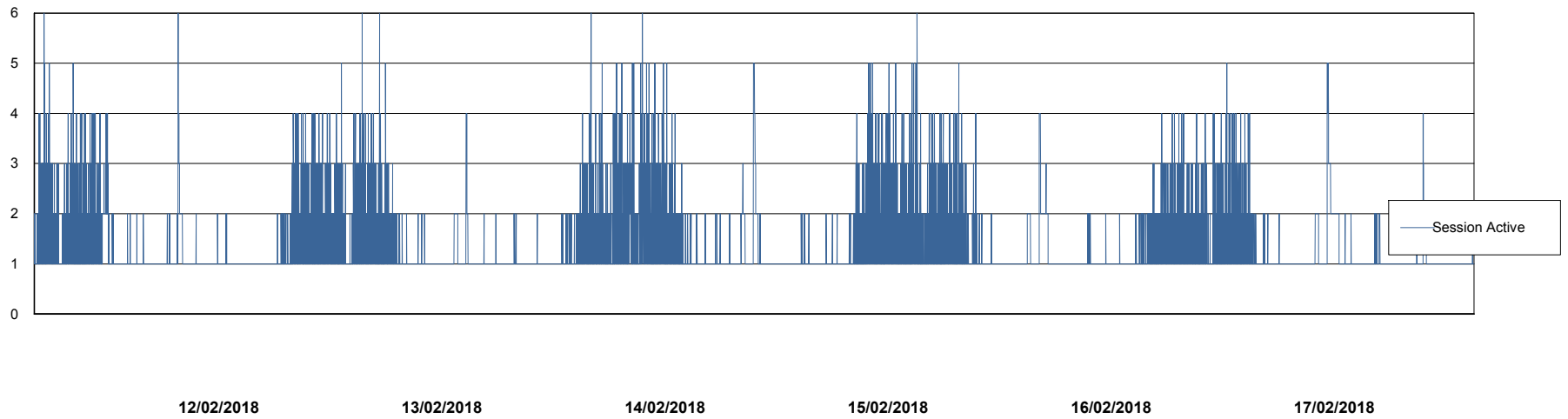
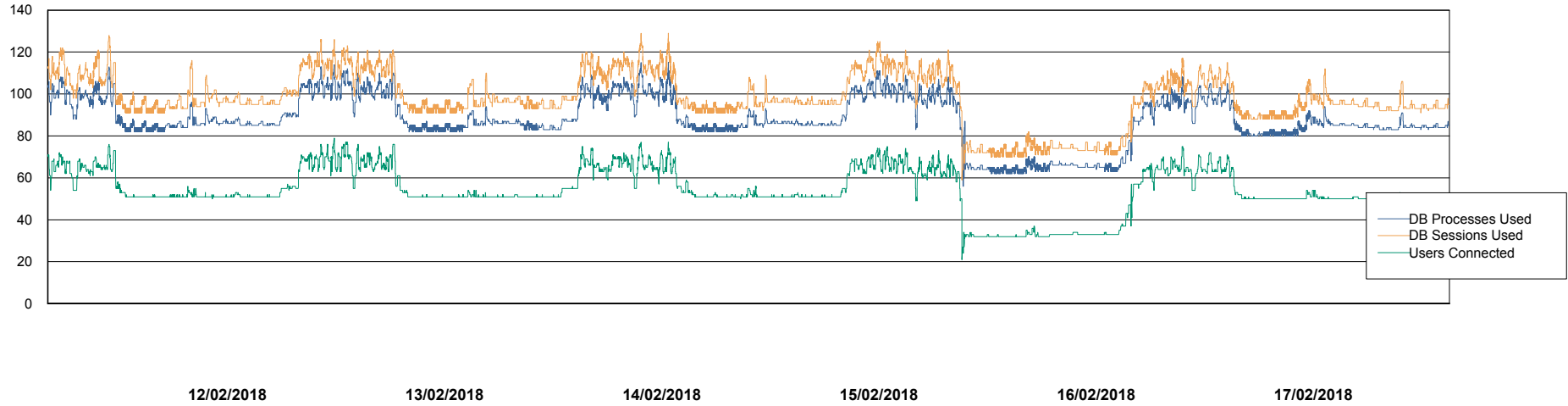
# Weekly SLA Customer Report

Customer CLO Production  
Database ID 38



## Database Performance CLODB\_Production

DB Processes Max 500  
DB Sessions Max 792



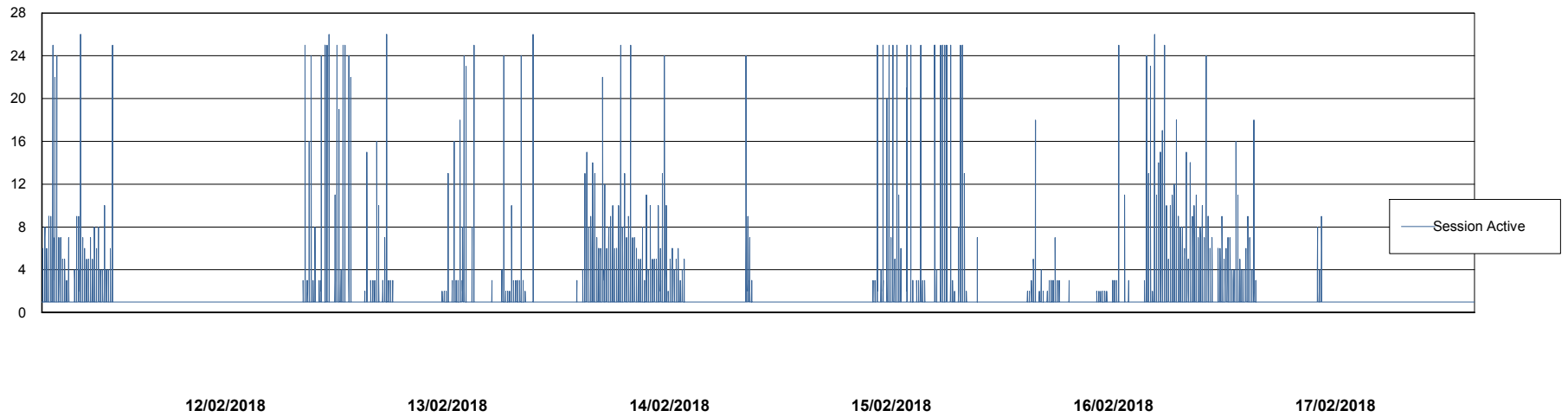
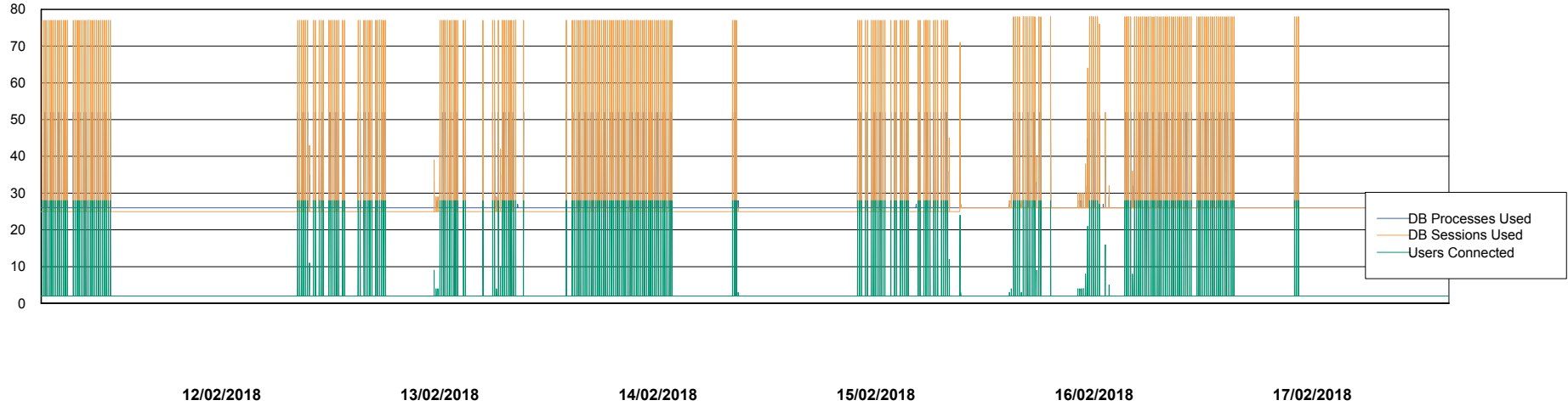
# Weekly SLA Customer Report

Customer CLO Production  
Database ID 38



## Database Performance CLODB\_Standby

DB Processes Max 500  
DB Sessions Max 792



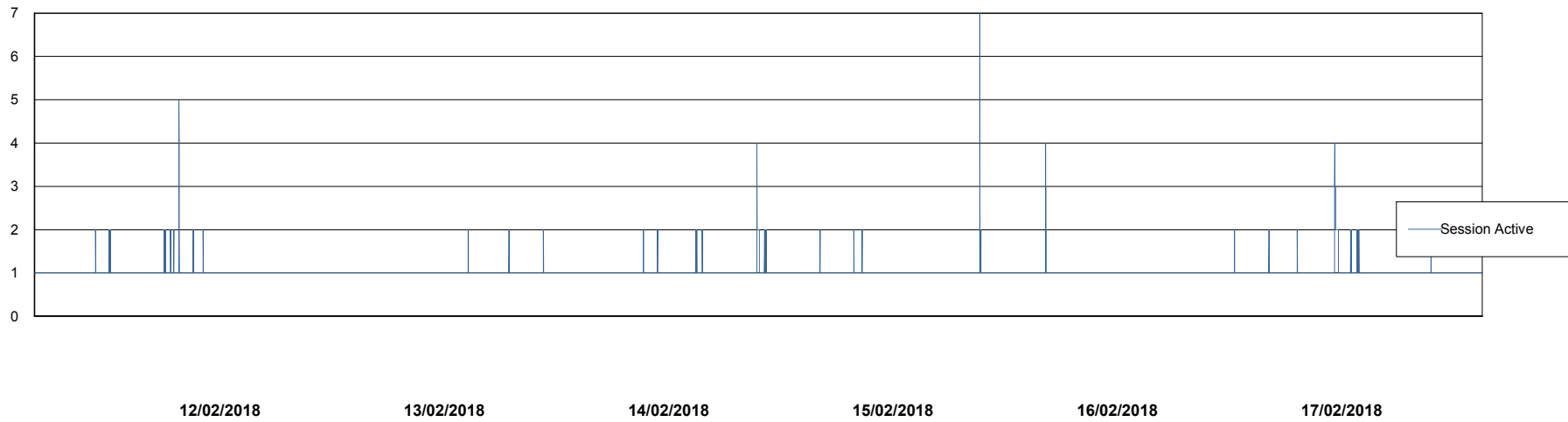
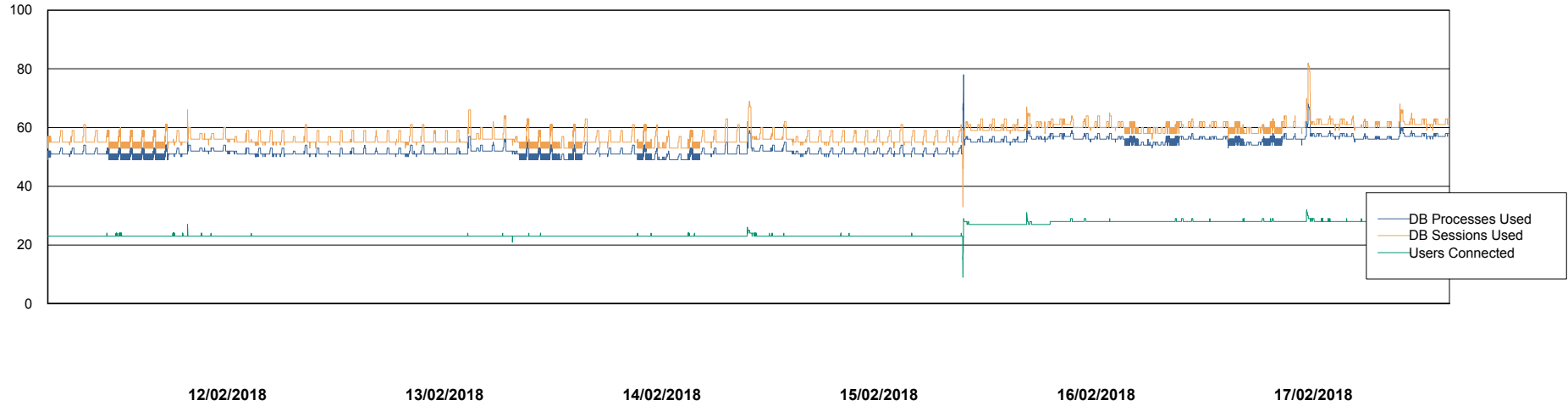
# Weekly SLA Customer Report

Customer CLO Production  
Database ID 38



## Database Performance CLODB\_Test

DB Processes Max 500  
DB Sessions Max 792



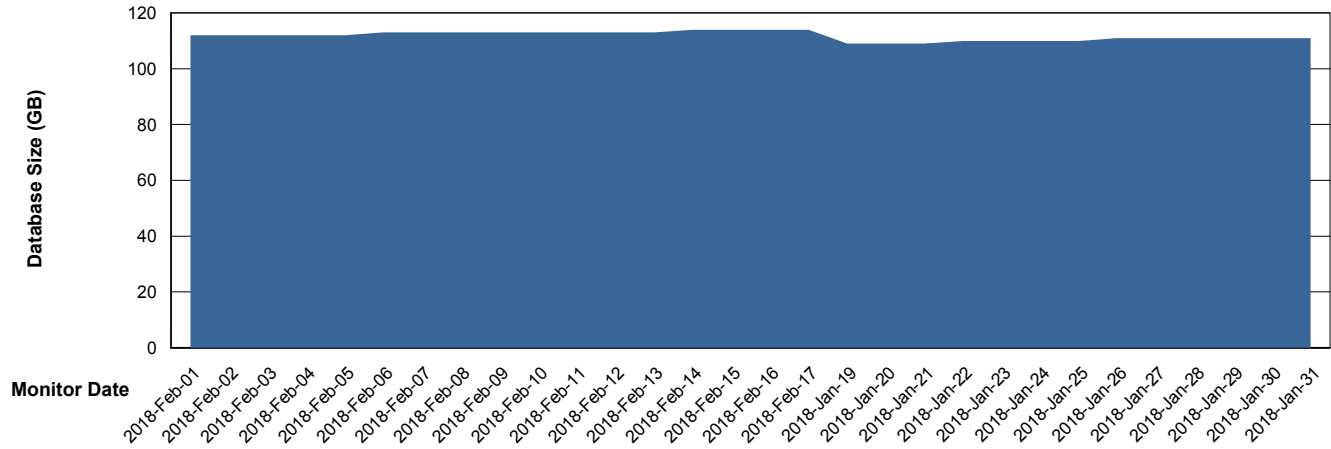
# Weekly SLA Customer Report

Customer CLO Production  
 Database ID 38



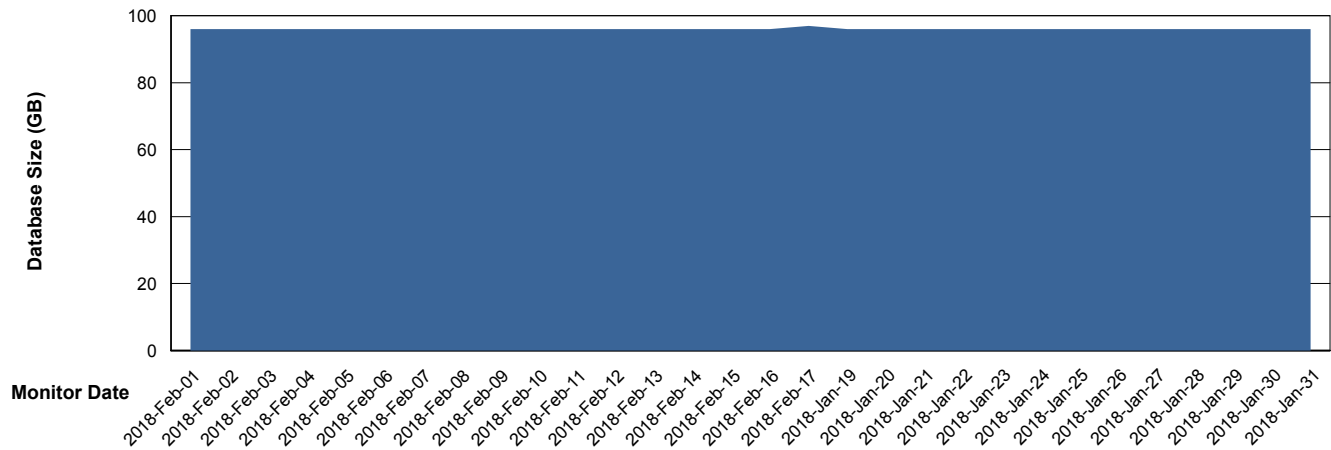
DATABASE SIZE CLODB\_Production

### Database growth over last month



DATABASE SIZE CLODB\_Test

### Database growth over last month



# Weekly SLA Customer Report

Customer CLO Production  
Database ID 38



Database Tablespace		CLODB_Production		
Date	Tablespace Name	Filesize (Gb)	Usedsize (Gb)	Percentage free
17/02/2018	ABSDATA	2	57	17
	INDX	2	56	16
16/02/2018	ABSDATA	2	57	17
	INDX	2	56	16
15/02/2018	ABSDATA	2	57	17
	INDX	2	55	18
14/02/2018	ABSDATA	2	57	17
	INDX	2	55	18
13/02/2018	ABSDATA	2	57	17
	INDX	2	55	18
12/02/2018	ABSDATA	2	57	17
	INDX	2	55	18
11/02/2018	ABSDATA	2	57	17
	INDX	2	55	18

# Weekly SLA Customer Report

Customer CLO Production  
Database ID 38



Database Tablespace		CLODB_Test		
Date	Tablespace Name	Filesize (Gb)	Usedsize (Gb)	Percentage free
17/02/2018	ABSDATA	2	50	23
	INDX	2	44	19
16/02/2018	ABSDATA	2	50	23
	INDX	2	44	19
15/02/2018	ABSDATA	2	50	23
	INDX	2	44	19
14/02/2018	ABSDATA	2	50	23
	INDX	2	44	19
13/02/2018	ABSDATA	2	50	23
	INDX	2	44	19
12/02/2018	ABSDATA	2	50	23
	INDX	2	44	19
11/02/2018	ABSDATA	2	50	23
	INDX	2	44	19

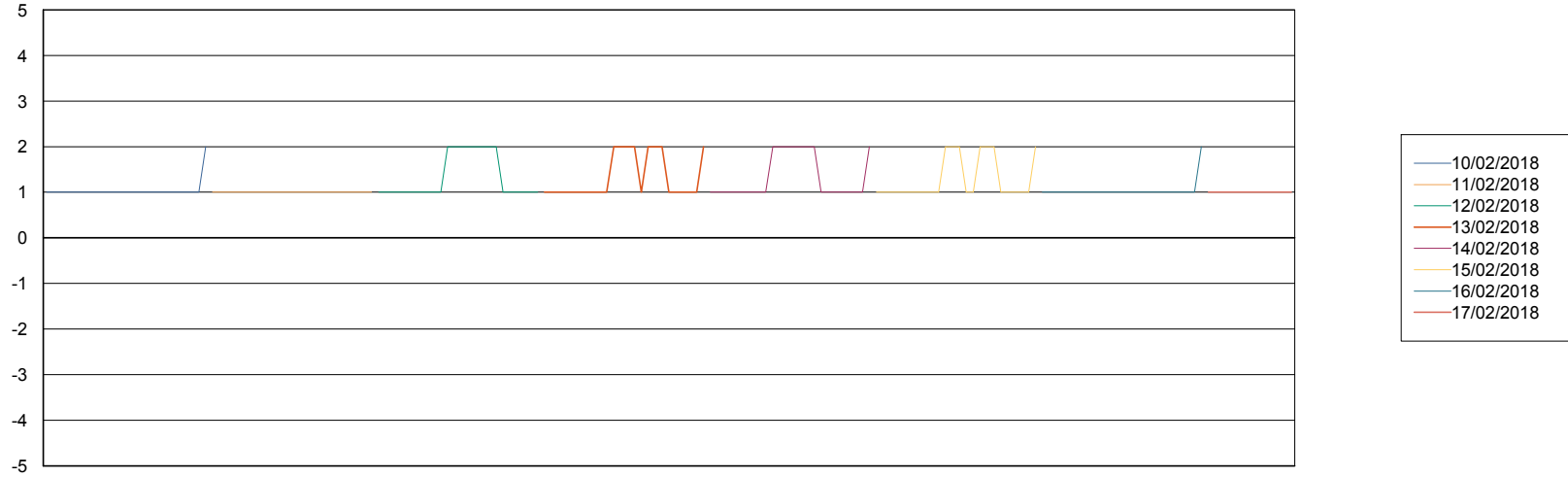
# Weekly SLA Customer Report

Customer CLO Production  
Database ID 38



Standby Database Health CLO Production

### Recovery lag for last 7 days



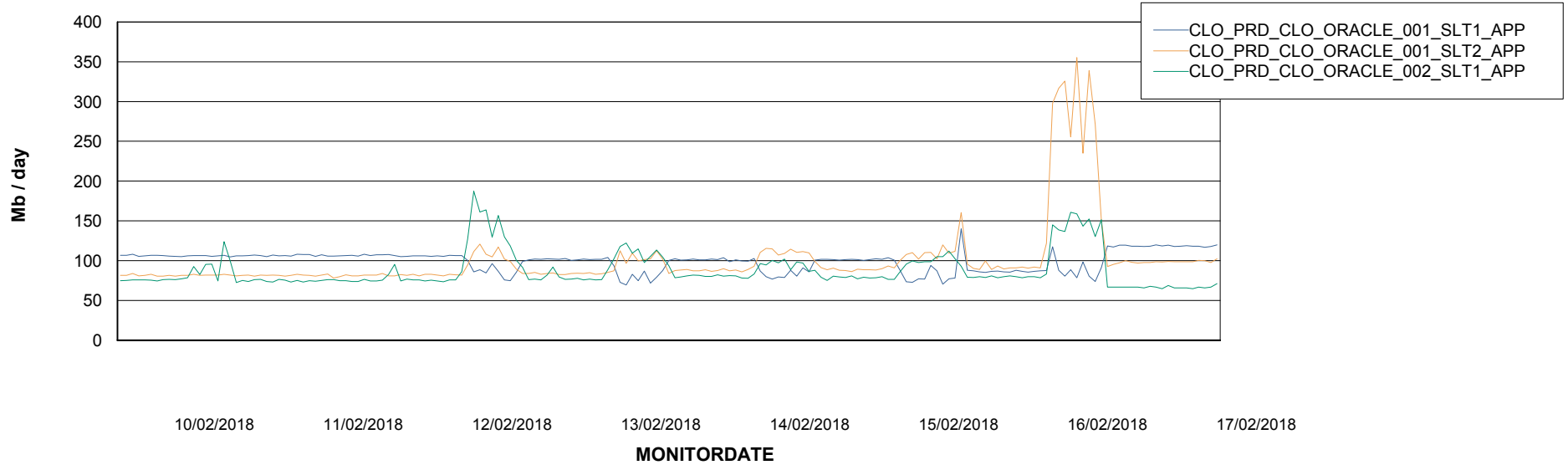
# Weekly SLA Customer Report

Customer CLO Production  
Database ID 38

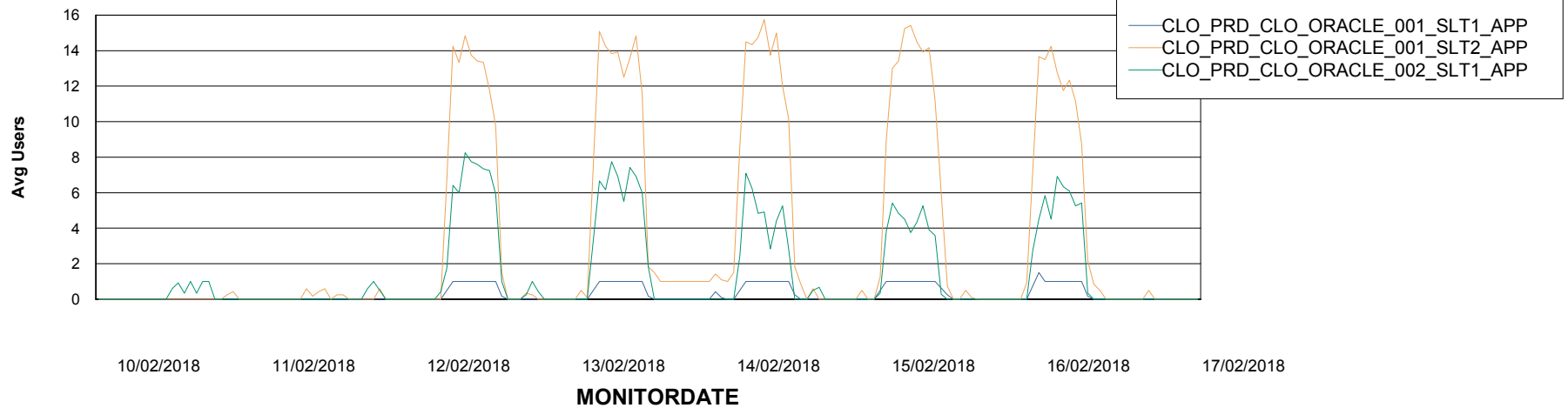


## ABSSolute Application Server Services

### Avg memory used per ABS Server Service



### Avg users per day per ABS server



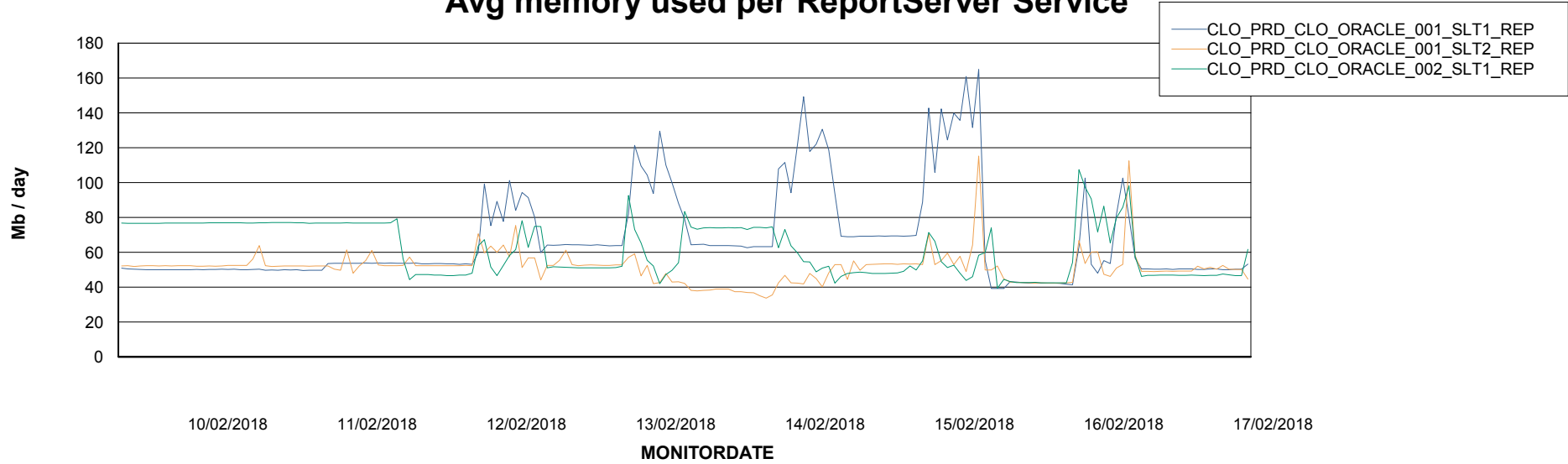
# Weekly SLA Customer Report

Customer CLO Production  
Database ID 38



## ABSSolute Application ReportServer Services

### Avg memory used per ReportServer Service



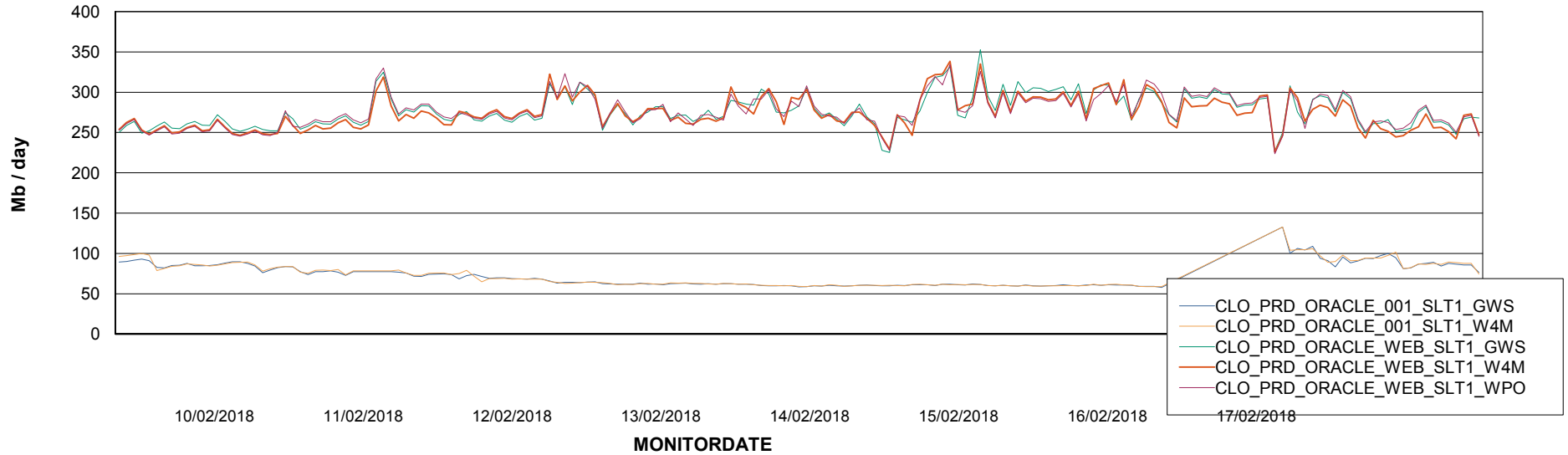
# Weekly SLA Customer Report

Customer CLO Production  
Database ID 38



## ABSSolute Web Component Services

### Avg memory used per ABS Web component



# Weekly SLA Customer Report

Customer CLO Production  
Database ID 38



### Disaster per ABS component

