

Weekly SLA Customer Report

Customer PCO Production
Database ID 44



Harddisk Usage PCO_PRD_ORACLE1

	Free disk space on c: (%)	Total disk space on c: (Gb)	Free disk space on d: (%)	Total disk space on d: (Gb)
10/02/2018	61	279	12	838
09/02/2018	61	279	12	838
08/02/2018	61	279	13	838
07/02/2018	61	279	17	838
06/02/2018	61	279	20	838
05/02/2018	61	279	14	838
04/02/2018	61	279	16	838

Harddisk Usage PCO_PRD_ORACLE2

	Free disk space on c: (%)	Total disk space on c: (Gb)	Free disk space on d: (%)	Total disk space on d: (Gb)
10/02/2018	76	279	20	838
09/02/2018	76	279	20	838
08/02/2018	76	279	21	838
07/02/2018	76	279	21	838
06/02/2018	76	279	22	838
05/02/2018	76	279	22	838
04/02/2018	76	279	22	838

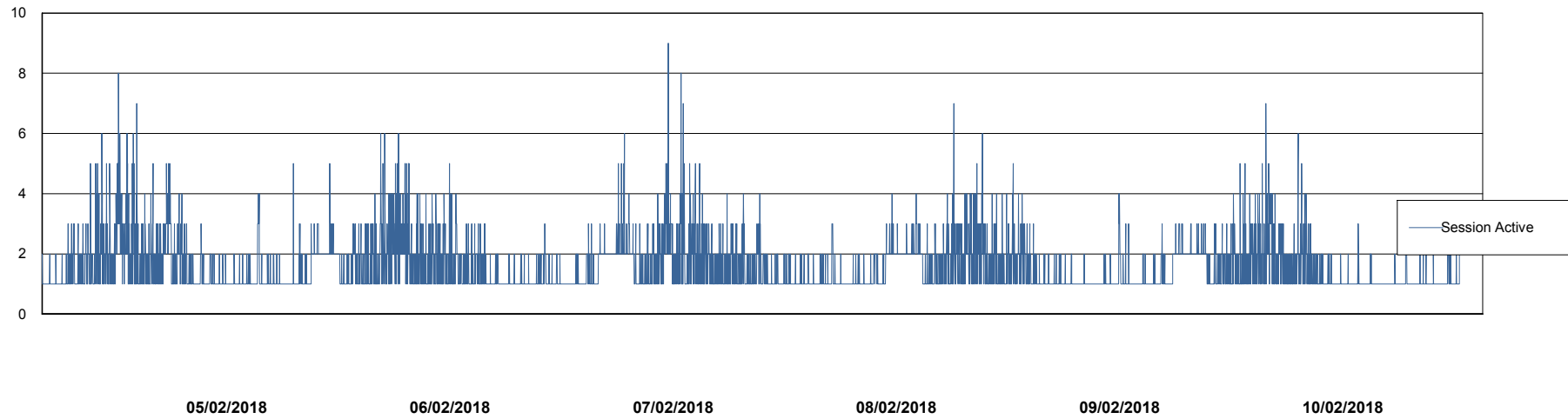
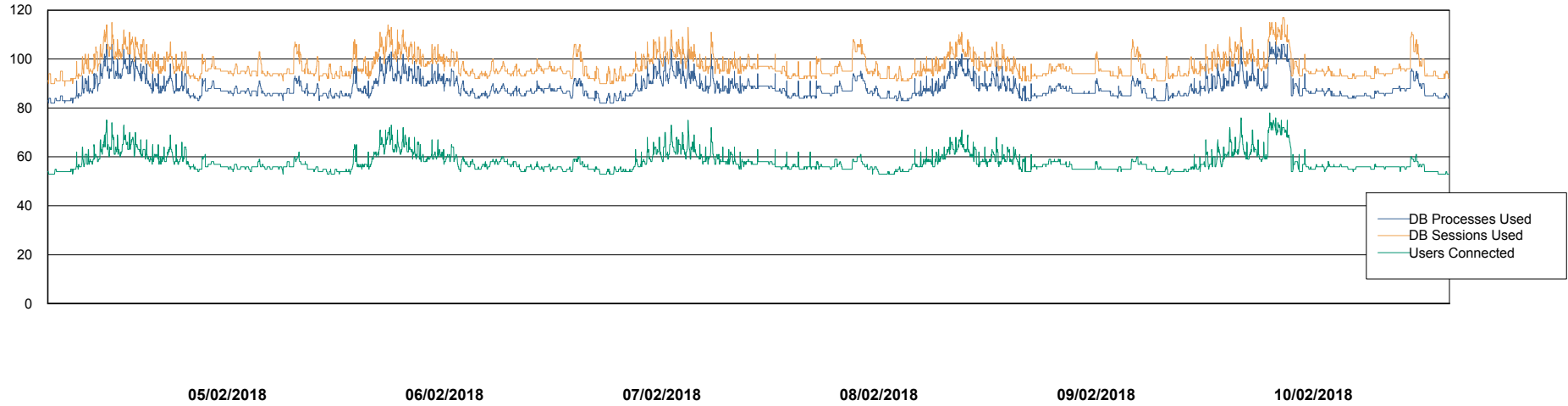
Weekly SLA Customer Report

Customer PCO Production
Database ID 44



Database Performance PCODB_Production

DB Processes Max 300
DB Sessions Max 480



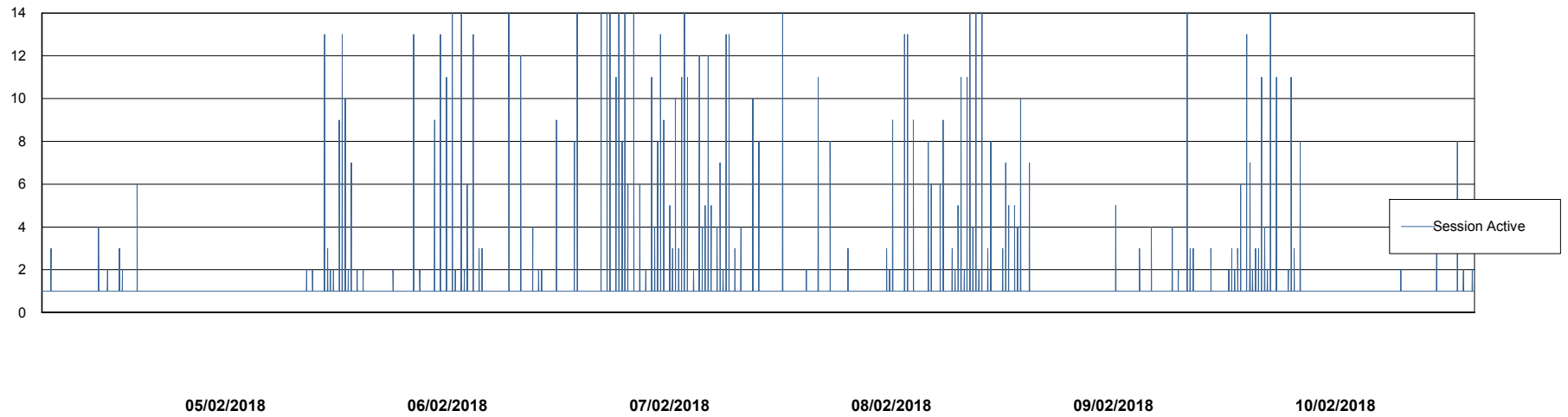
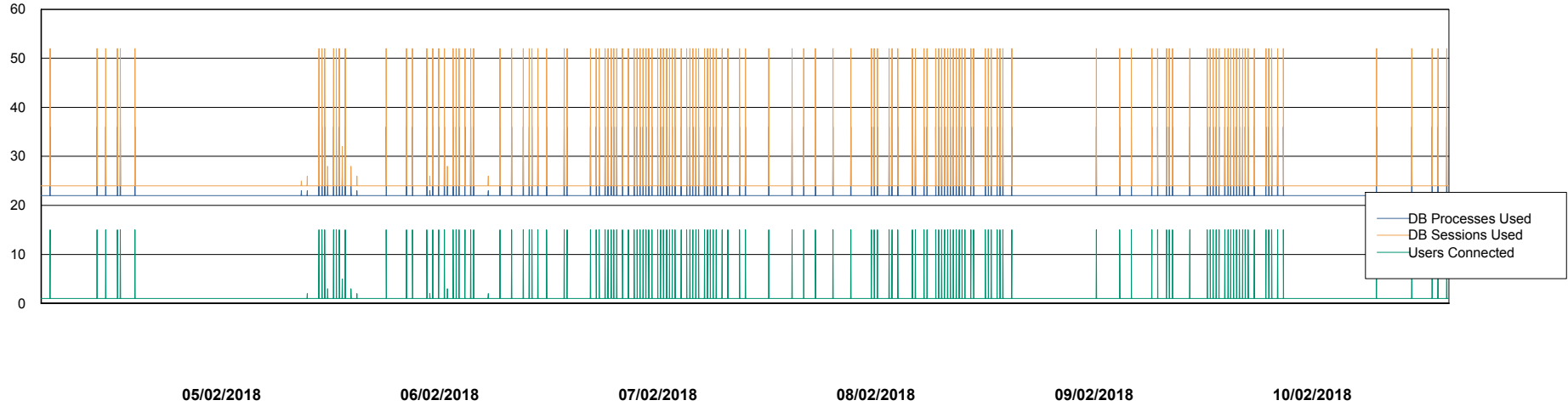
Weekly SLA Customer Report

Customer PCO Production
Database ID 44



Database Performance PCODB_Standby

DB Processes Max 520
DB Sessions Max 804



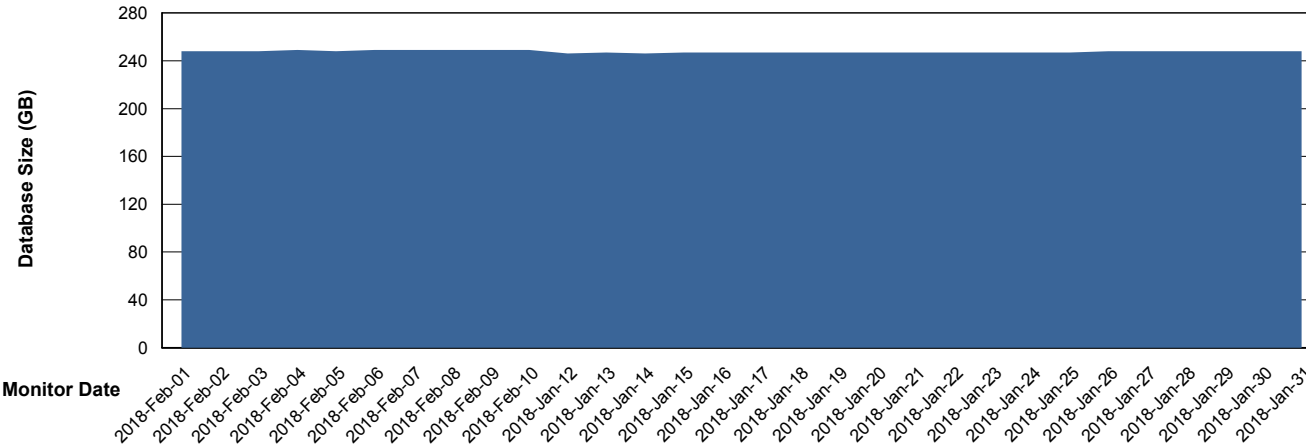
Weekly SLA Customer Report

Customer PCO Production
 Database ID 44



DATABASE SIZE PCODB_Production

Database growth over last month



Database Tablespace PCODB_Production

Date	Tablespace Name	Filesize (Gb)	Usedsize (Gb)	Percentage free
10/02/2018	ABSDATA	2	86	17
	INDX	2	161	14
09/02/2018	ABSDATA	2	86	17
	INDX	2	161	14
08/02/2018	ABSDATA	2	86	17
	INDX	2	161	14
07/02/2018	ABSDATA	2	86	17
	INDX	2	161	14
06/02/2018	ABSDATA	2	86	17
	INDX	2	161	14
05/02/2018	ABSDATA	2	86	17
	INDX	2	161	14
04/02/2018	ABSDATA	2	86	17
	INDX	2	161	14

Weekly SLA Customer Report

Customer PCO Production
Database ID 44



Standby Database Health PCO Production

Recovery lag for last 7 days

