

Weekly SLA Customer Report

Customer DFD Production
Database ID 39



Harddisk Usage DFD_PRD_ABSAPP1

	Free disk space on c: (%)	Total disk space on c: (Gb)
10/02/2018	28	90
09/02/2018	28	90
08/02/2018	28	90
07/02/2018	28	90
06/02/2018	28	90
05/02/2018	28	90
04/02/2018	28	90

Harddisk Usage DFD_PRD_ABSAPP2

	Free disk space on c: (%)	Total disk space on c: (Gb)
10/02/2018	20	60
09/02/2018	20	60
08/02/2018	20	60
07/02/2018	20	60
06/02/2018	20	60
05/02/2018	20	60
04/02/2018	20	60

Weekly SLA Customer Report

Customer DFD Production
Database ID 39



Harddisk Usage DFD_PRD_ABSAPP3

	Free disk space on c: (%)	Total disk space on c: (Gb)
10/02/2018	35	70
09/02/2018	35	70
08/02/2018	35	70
07/02/2018	35	70
06/02/2018	35	70
05/02/2018	35	70
04/02/2018	35	70

Harddisk Usage DFD_PRD_BI1

	Free disk space on c: (%)	Total disk space on c: (Gb)	Free disk space on e: (%)	Total disk space on e: (Gb)
10/02/2018	31	50	16	130
09/02/2018	31	50	16	130
08/02/2018	31	50	19	130
07/02/2018	31	50	16	130
06/02/2018	31	50	19	130
05/02/2018	31	50	16	130
04/02/2018	31	50	22	130

Weekly SLA Customer Report

Customer DFD Production
Database ID 39



Harddisk Usage DFD_PRD_ORACLE1

	Free disk space on c: (%)	Total disk space on c: (Gb)	Free disk space on d: (%)	Total disk space on d: (Gb)	Free disk space on e: (%)	Total disk space on e: (Gb)	Free disk space on f: (%)	Total disk space on f: (Gb)
10/02/2018	45	78	73	479	17	400	77	800
09/02/2018	45	78	73	479	17	400	77	800
08/02/2018	45	78	73	479	15	400	77	800
07/02/2018	45	78	73	479	16	400	77	800
06/02/2018	45	78	73	479	16	400	77	800
05/02/2018	45	78	73	479	16	400	77	800
04/02/2018	45	78	73	479	17	400	77	800

Harddisk Usage DFD_PRD_ORACLE2

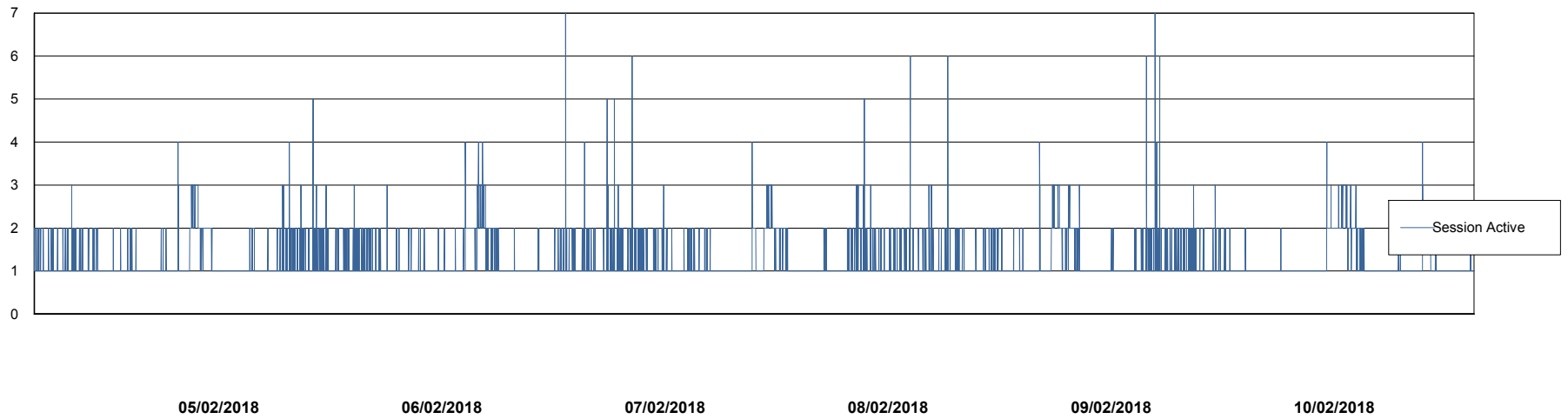
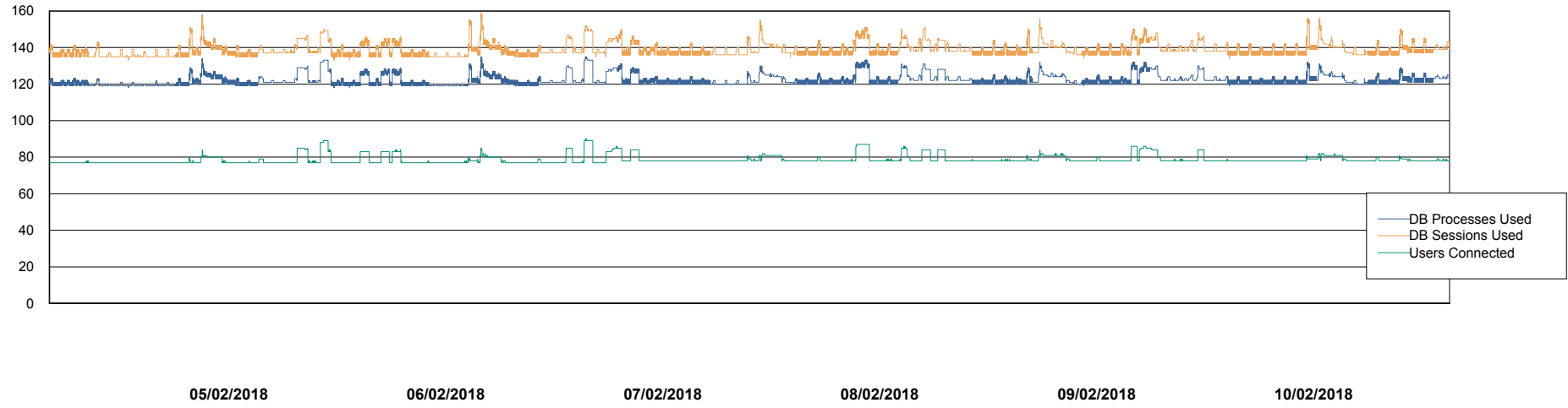
	Free disk space on c: (%)	Total disk space on c: (Gb)	Free disk space on d: (%)	Total disk space on d: (Gb)	Free disk space on e: (%)	Total disk space on e: (Gb)	Free disk space on f: (%)	Total disk space on f: (Gb)
10/02/2018	16	78	71	479	68	800	64	800
09/02/2018	16	78	71	479	68	800	64	800
08/02/2018	16	78	71	479	69	800	64	800
07/02/2018	16	78	71	479	69	800	64	800
06/02/2018	16	78	71	479	69	800	64	800
05/02/2018	16	78	71	479	69	800	64	800
04/02/2018	16	78	71	479	69	800	64	800

Weekly SLA Customer Report

Customer DFD Production
Database ID 39



Database Performance DFDDDB_Production

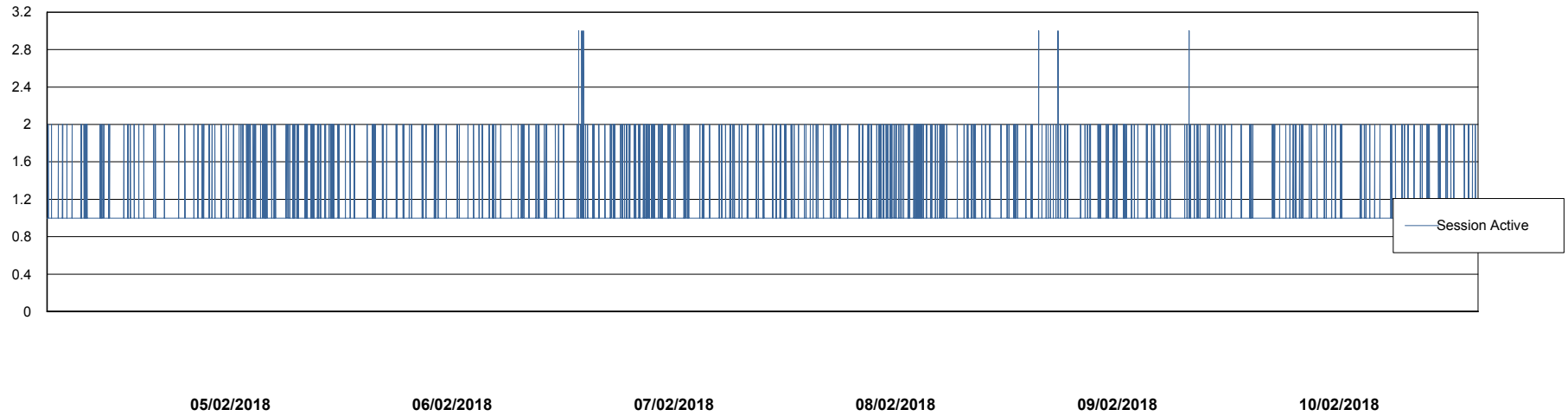



Weekly SLA Customer Report

Customer DFD Production
Database ID 39



Database Performance DFDDDB_Standby

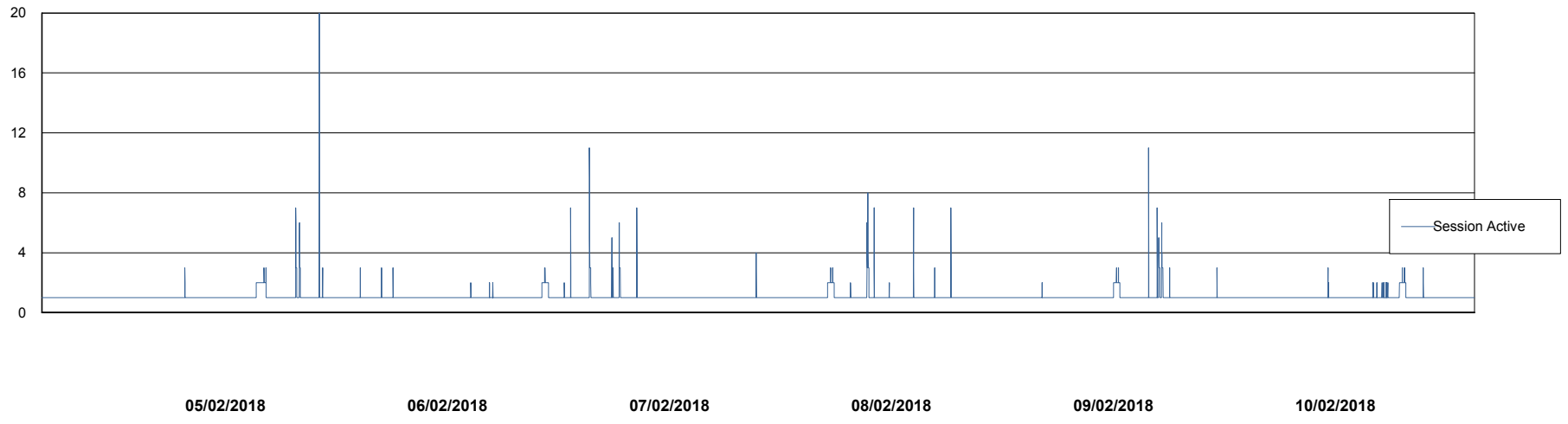
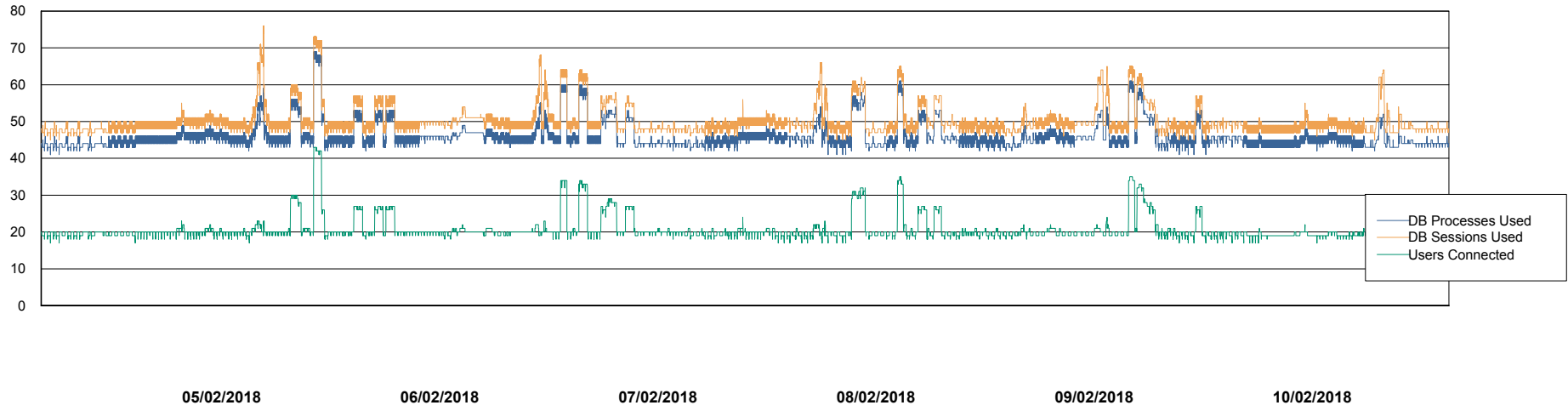


Weekly SLA Customer Report

Customer DFD Production
Database ID 39



Database Performance DFDDDBBI_Production



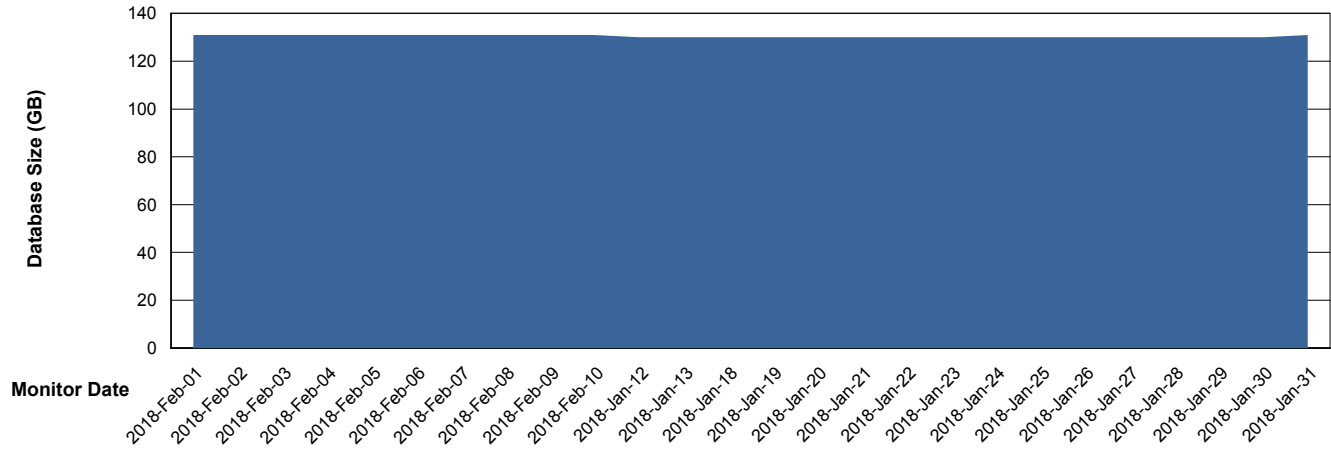
Weekly SLA Customer Report

Customer DFD Production
 Database ID 39



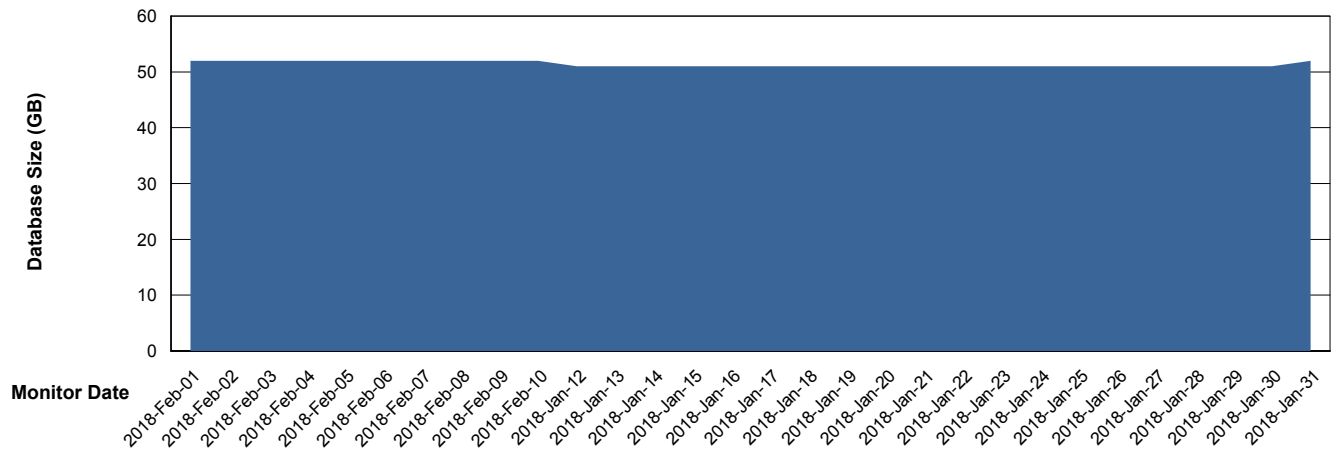
DATABASE SIZE DFDDDB_Production

Database growth over last month



DATABASE SIZE DFDDDBI_Production

Database growth over last month



Weekly SLA Customer Report

Customer DFD Production
Database ID 39



Database Tablespace		DFDDB_Production		
Date	Tablespace Name	Filesize (Gb)	Usedsize (Gb)	Percentage free
10/02/2018	ABSDATA	2	41	13
	INDX	2	88	16
09/02/2018	ABSDATA	2	41	13
	INDX	2	88	16
08/02/2018	ABSDATA	2	41	13
	INDX	2	88	16
07/02/2018	ABSDATA	2	41	13
	INDX	2	88	16
06/02/2018	ABSDATA	2	41	13
	INDX	2	88	16
05/02/2018	ABSDATA	2	41	13
	INDX	2	88	16
04/02/2018	ABSDATA	2	41	13
	INDX	2	88	16

Weekly SLA Customer Report

Customer DFD Production
Database ID 39



Database Tablespace		DFDDBBI_Production		
Date	Tablespace Name	Filesize (Gb)	Usedsize (Gb)	Percentage free
10/02/2018	ABSDATA	2	25	14
	INDX	2	23	21
09/02/2018	ABSDATA	2	25	14
	INDX	2	23	21
08/02/2018	ABSDATA	2	25	14
	INDX	2	23	21
07/02/2018	ABSDATA	2	25	14
	INDX	2	23	21
06/02/2018	ABSDATA	2	25	14
	INDX	2	23	21
05/02/2018	ABSDATA	2	25	14
	INDX	2	23	21
04/02/2018	ABSDATA	2	25	14
	INDX	2	23	21

Weekly SLA Customer Report

Customer DFD Production
Database ID 39



Standby Database Health DFD Production

Recovery lag for last 7 days



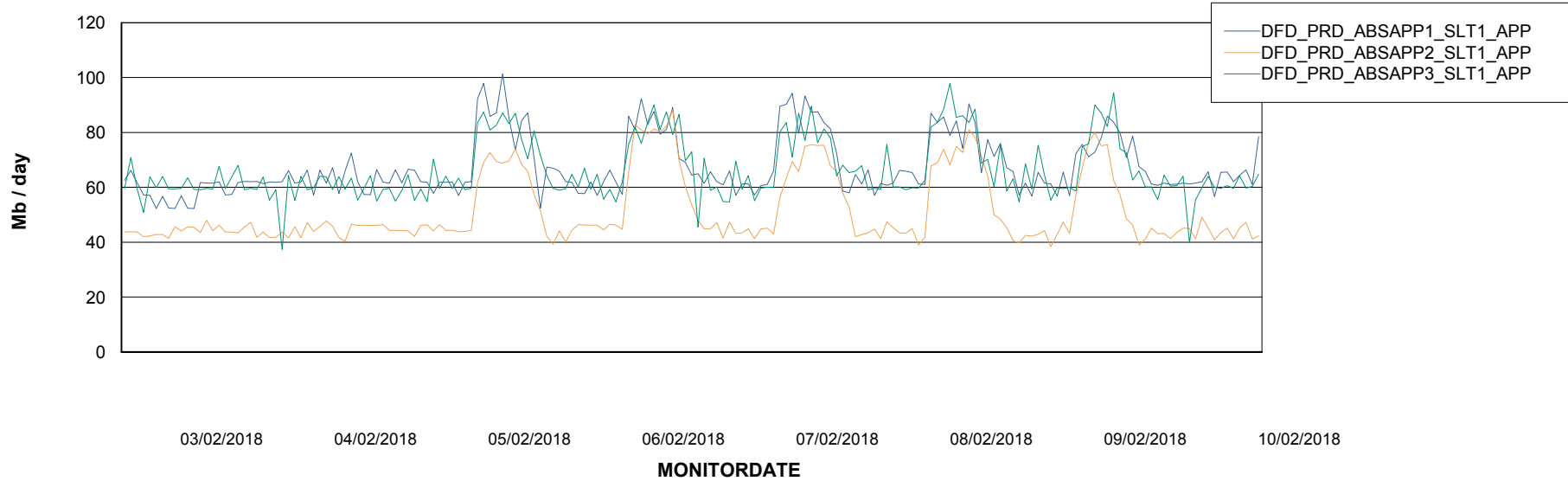
Weekly SLA Customer Report

Customer DFD Production
Database ID 39

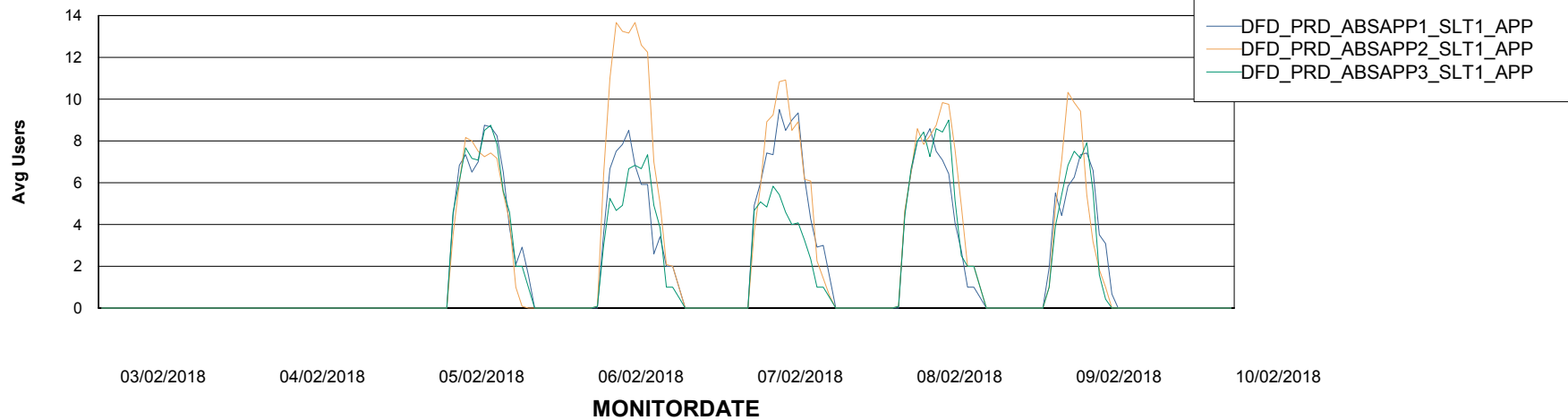


ABSolute Application Server Services

Avg memory used per ABS Server Service



Avg users per day per ABS server



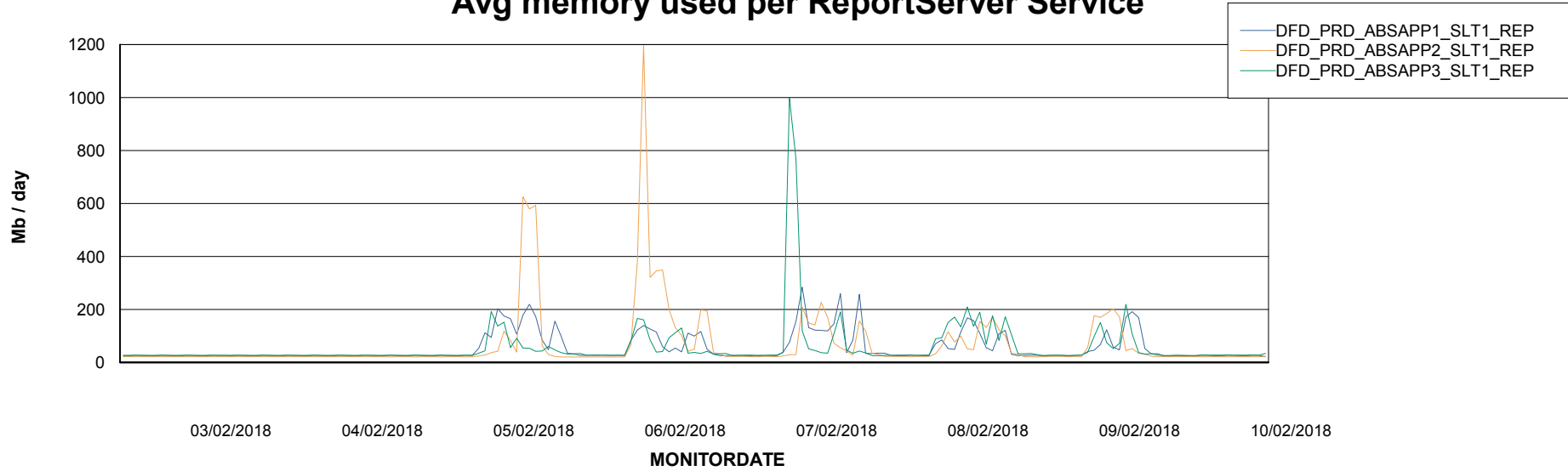
Weekly SLA Customer Report

Customer DFD Production
Database ID 39



ABSSolute Application ReportServer Services

Avg memory used per ReportServer Service



Disaster per ABS component

