

# Weekly SLA Customer Report

Customer SPI\_Production  
Database ID 49



## Harddisk Usage SPI\_PRD\_ORACLE1

	Free disk space on c: (%)	Total disk space on c: (Gb)	Free disk space on e: (%)	Total disk space on e: (Gb)
03/02/2018	28	95	50	100
02/02/2018	28	95	51	100
01/02/2018	28	95	51	100
31/01/2018	29	95	51	100
30/01/2018	29	95	51	100
29/01/2018	29	95	51	100
28/01/2018	29	95	51	100

## Harddisk Usage SPI\_Webserver

	Free disk space on c: (%)	Total disk space on c: (Gb)	Free disk space on e: (%)	Total disk space on e: (Gb)
03/02/2018	16	60	55	80
02/02/2018	16	60	55	80
01/02/2018	16	60	55	80
31/01/2018	16	60	55	80
30/01/2018	16	60	55	80
29/01/2018	16	60	55	80
28/01/2018	16	60	55	80

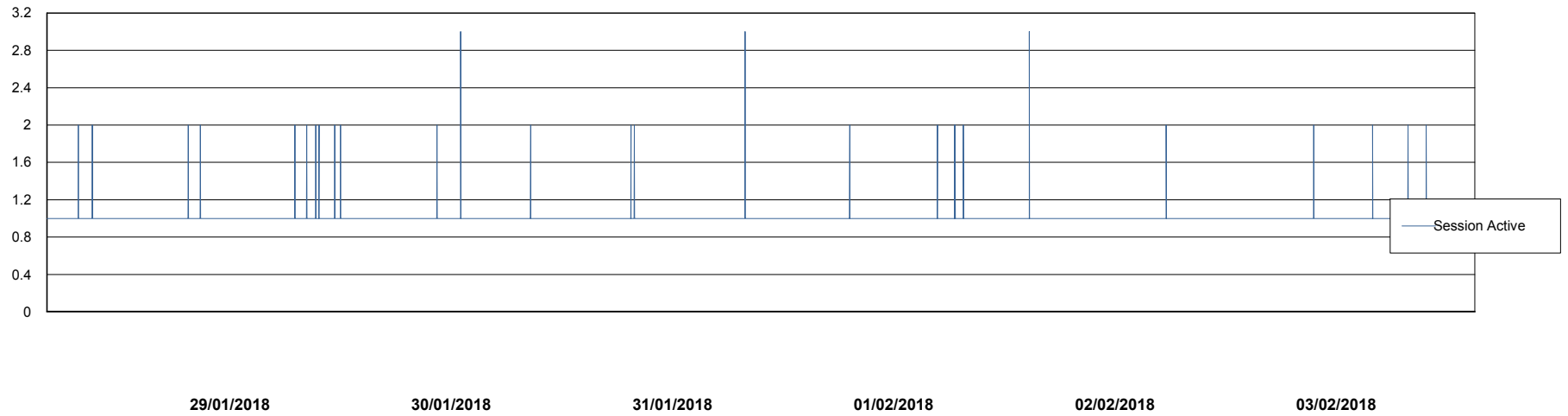
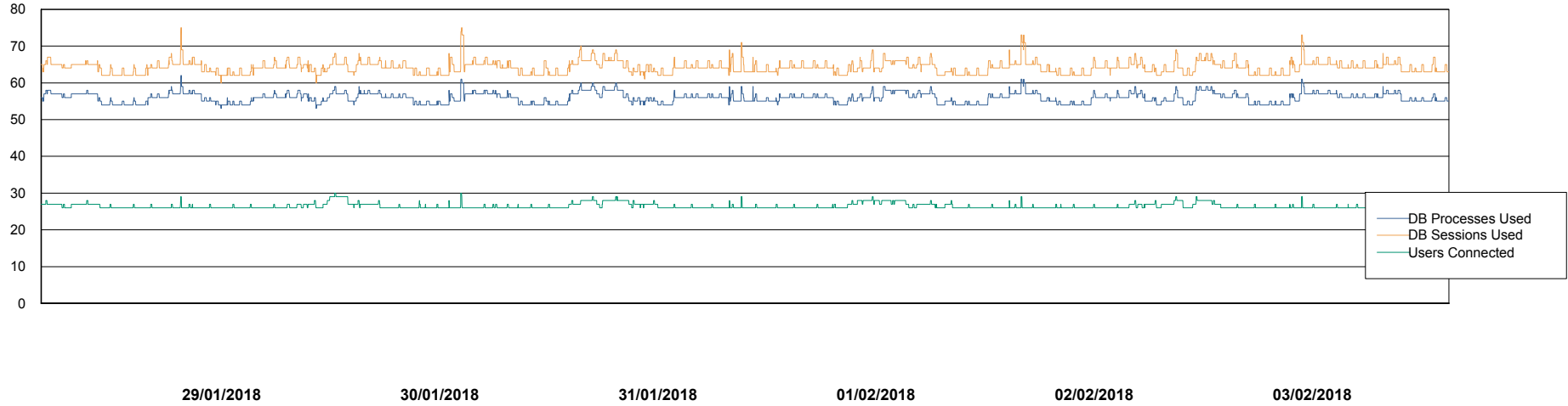
# Weekly SLA Customer Report

Customer SPI\_Production  
Database ID 49



## Database Performance SPIDB\_Production

DB Processes Max 150  
DB Sessions Max 248



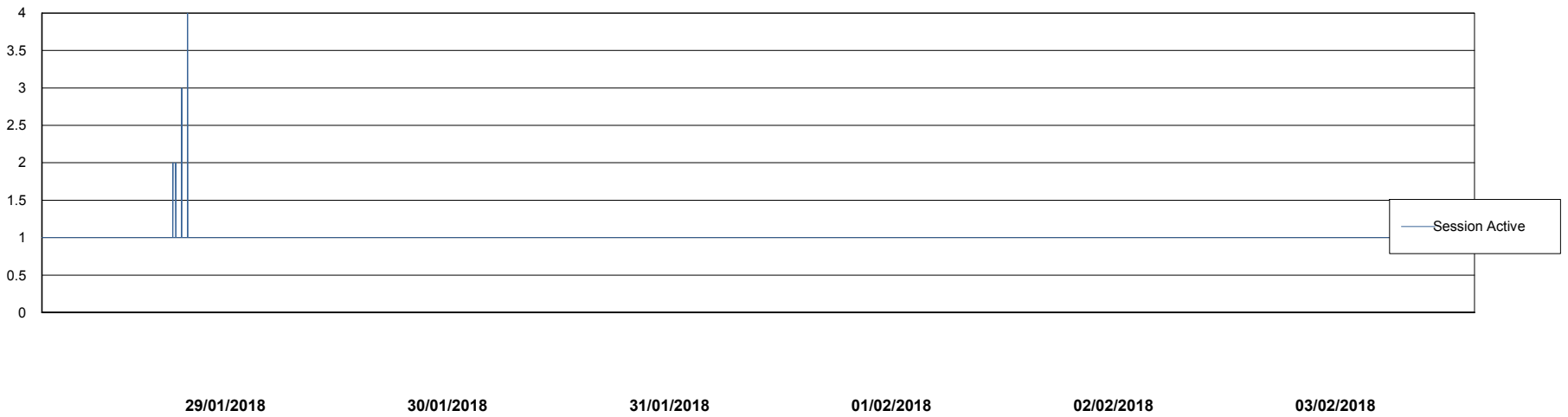
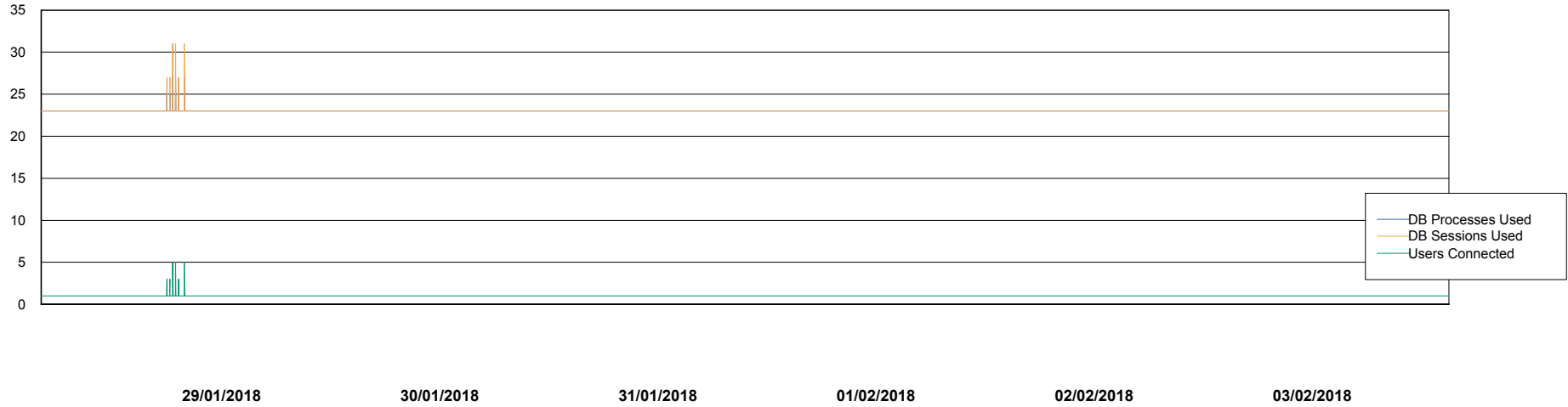
# Weekly SLA Customer Report

Customer SPI\_Production  
Database ID 49



## Database Performance SPIDB\_Standby

DB Processes Max 150  
DB Sessions Max 248



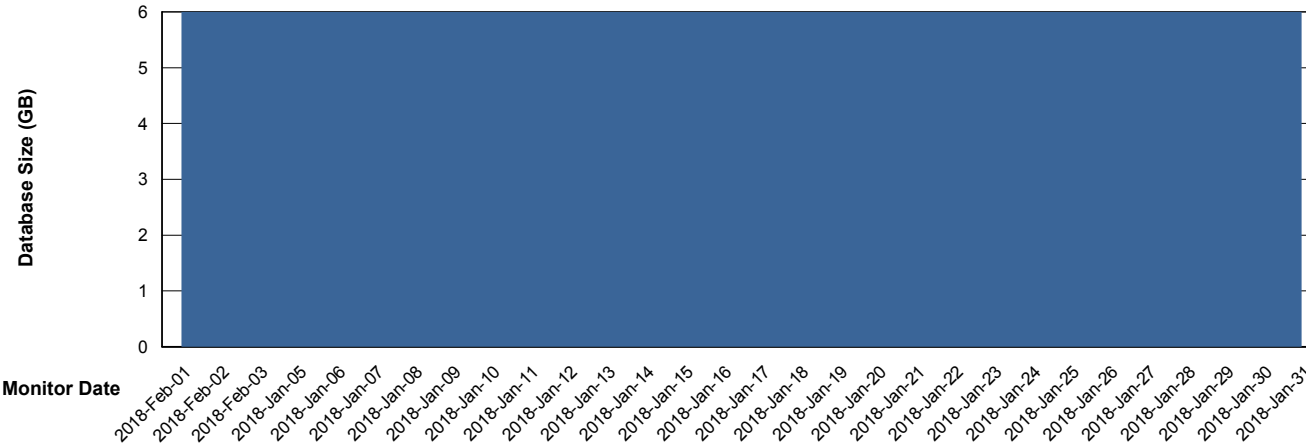
# Weekly SLA Customer Report

Customer SPI\_Production  
 Database ID 49



DATABASE SIZE SPIDB\_Production

Database growth over last month



Database Tablespace SPIDB\_Production

Date	Tablespace Name	Filesize (Gb)	Usedsize (Gb)	Percentage free
03/02/2018	ABSDATA	2	4	33
	INDX	2	4	33
02/02/2018	ABSDATA	2	4	33
	INDX	2	4	33
01/02/2018	ABSDATA	2	4	33
	INDX	2	4	33
31/01/2018	ABSDATA	2	4	33
	INDX	2	4	33
30/01/2018	ABSDATA	2	4	33
	INDX	2	4	33
29/01/2018	ABSDATA	2	4	33
	INDX	2	4	33
28/01/2018	ABSDATA	2	4	33
	INDX	2	4	33

# Weekly SLA Customer Report

---

Customer SPI\_Production  
Database ID 49

