

# Weekly SLA Customer Report

Customer LLG\_Production  
Database ID 53



Harddisk Usage LLG\_PRD\_BI01

	Free disk space on c: (%)	Total disk space on c: (Gb)
03/02/2018	52	559
02/02/2018	52	559
01/02/2018	52	559
31/01/2018	52	559
30/01/2018	52	559
29/01/2018	52	559
28/01/2018	52	559

Harddisk Usage LLG\_PRD\_ORA01

	Free disk space on c: (%)	Total disk space on c: (Gb)	Free disk space on d: (%)	Total disk space on d: (Gb)
03/02/2018	87	1,117	26	600
02/02/2018	87	1,117	25	600
01/02/2018	87	1,117	25	600
31/01/2018	87	1,117	25	600
30/01/2018	87	1,117	26	600
29/01/2018	87	1,117	27	600
28/01/2018	87	1,117	27	600

# Weekly SLA Customer Report

Customer LLG\_Production  
Database ID 53



## Harddisk Usage LLG\_PRD\_ORA02

	Free disk space on c: (%)	Total disk space on c: (Gb)	Free disk space on d: (%)	Total disk space on d: (Gb)
03/02/2018	77	279	15	600
02/02/2018	77	279	15	600
01/02/2018	77	279	15	600
31/01/2018	77	279	14	600
30/01/2018	77	279	15	600
29/01/2018	77	279	16	600
28/01/2018	77	279	16	600

## Harddisk Usage LLG\_PRD\_vABS01

	Free disk space on c: (%)	Total disk space on c: (Gb)	Free disk space on d: (%)	Total disk space on d: (Gb)
03/02/2018	15	180	75	150
02/02/2018	15	180	75	150
01/02/2018	15	180	75	150
31/01/2018	16	180	75	150
30/01/2018	16	180	75	150
29/01/2018	16	180	75	150
28/01/2018	16	180	75	150

# Weekly SLA Customer Report

Customer LLG\_Production  
Database ID 53



Harddisk Usage LLG\_PRD\_vABS02

	Free disk space on c: (%)	Total disk space on c: (Gb)	Free disk space on d: (%)	Total disk space on d: (Gb)
03/02/2018	18	170	61	150
02/02/2018	18	170	62	150
01/02/2018	18	170	62	150
31/01/2018	18	170	62	150
30/01/2018	18	170	62	150
29/01/2018	18	170	62	150
28/01/2018	18	170	62	150

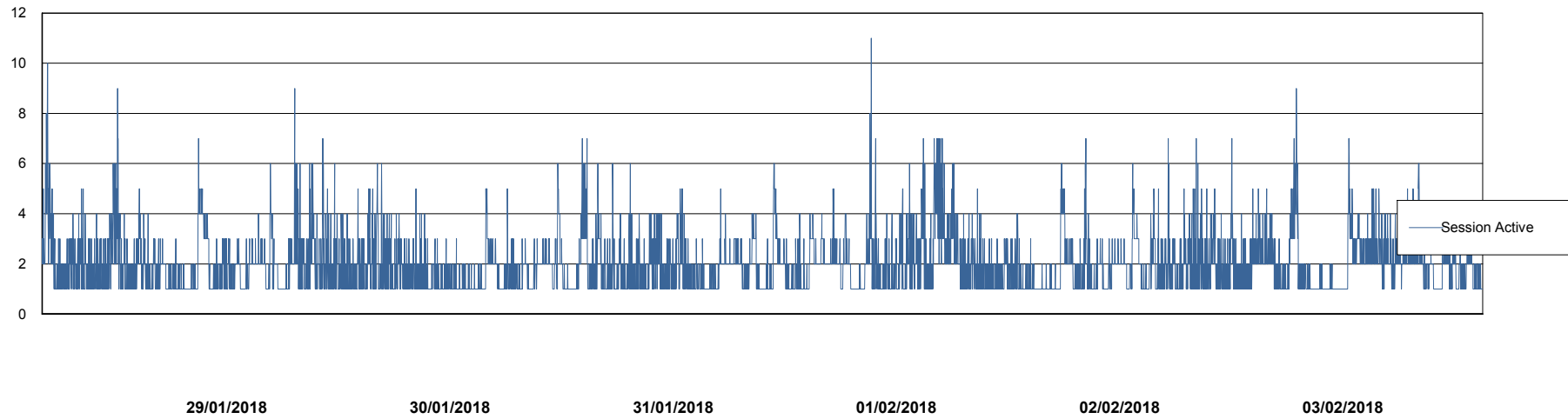
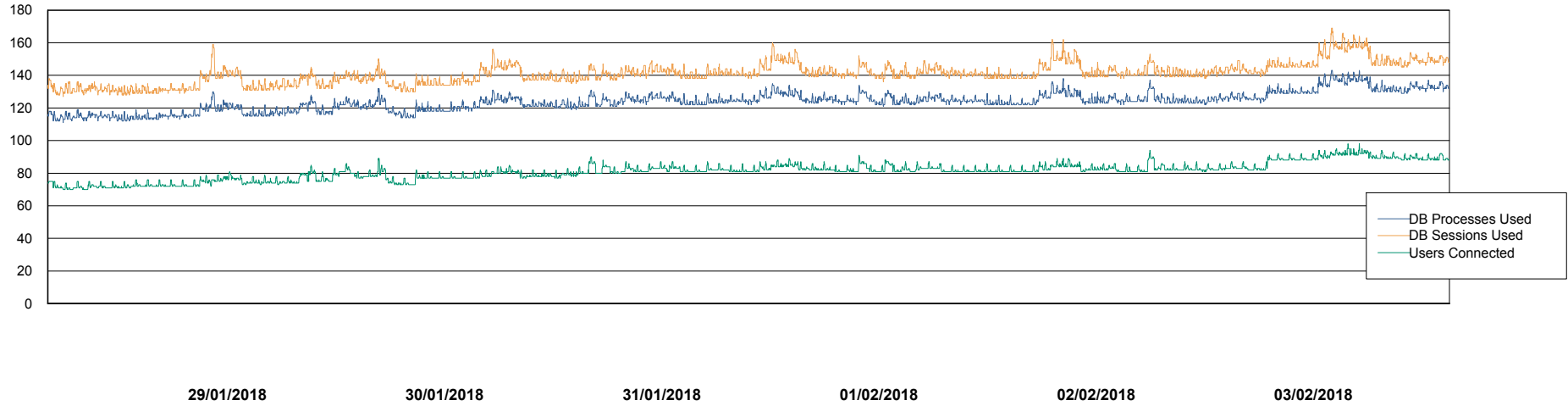
# Weekly SLA Customer Report

Customer LLG\_Production  
Database ID 53



## Database Performance LLGDB\_Production

DB Processes Max 520  
DB Sessions Max 804



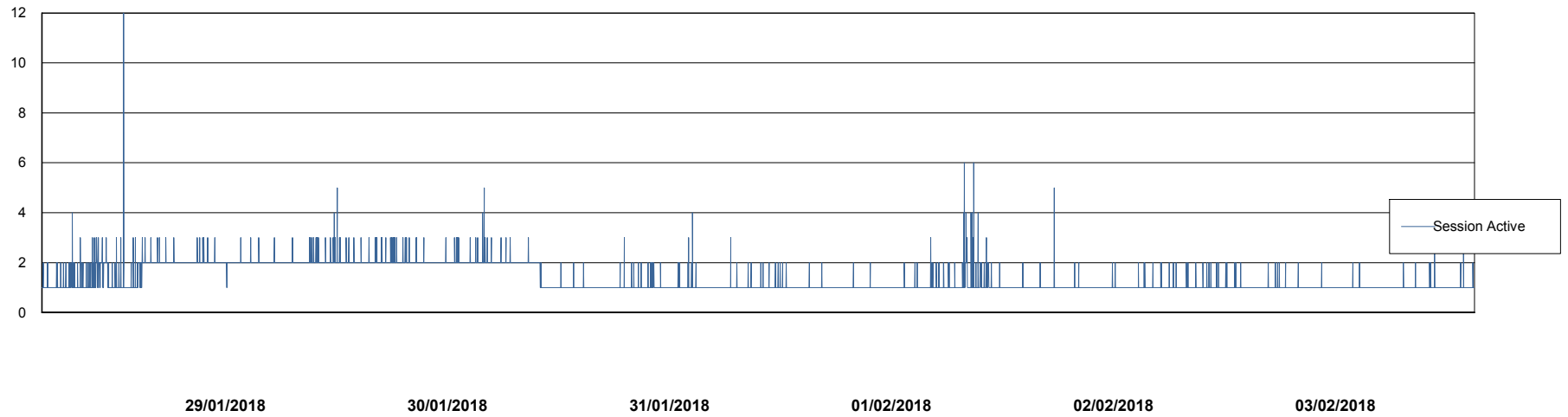
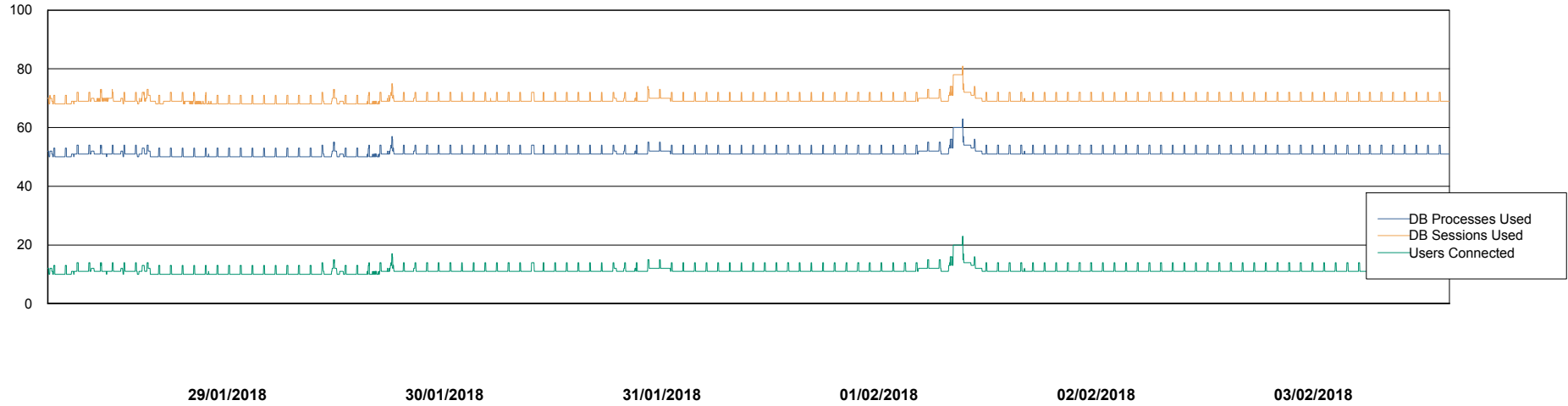
# Weekly SLA Customer Report

Customer LLG\_Production  
Database ID 53



## Database Performance LLGDB\_Standby

DB Processes Max 520  
DB Sessions Max 804



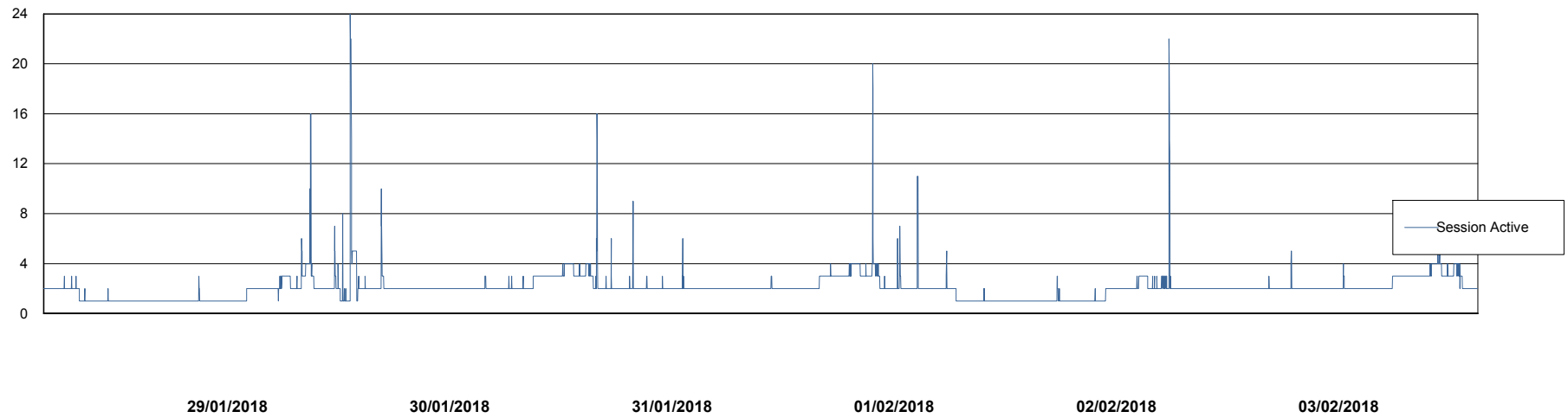
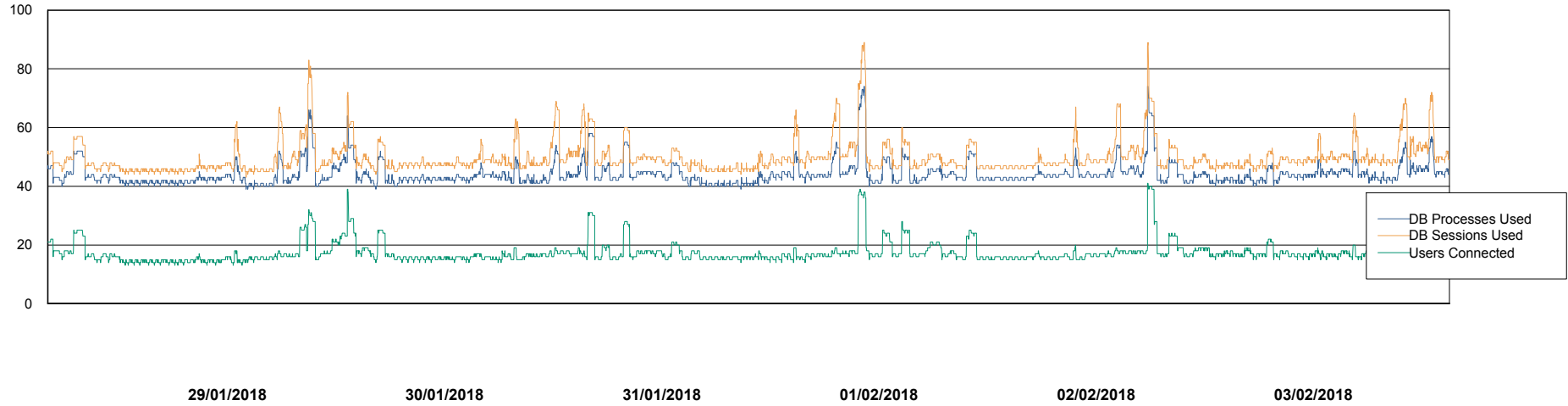
# Weekly SLA Customer Report

Customer LLG\_Production  
Database ID 53



## Database Performance LLGDBBI\_Production

DB Processes Max 500  
DB Sessions Max 780



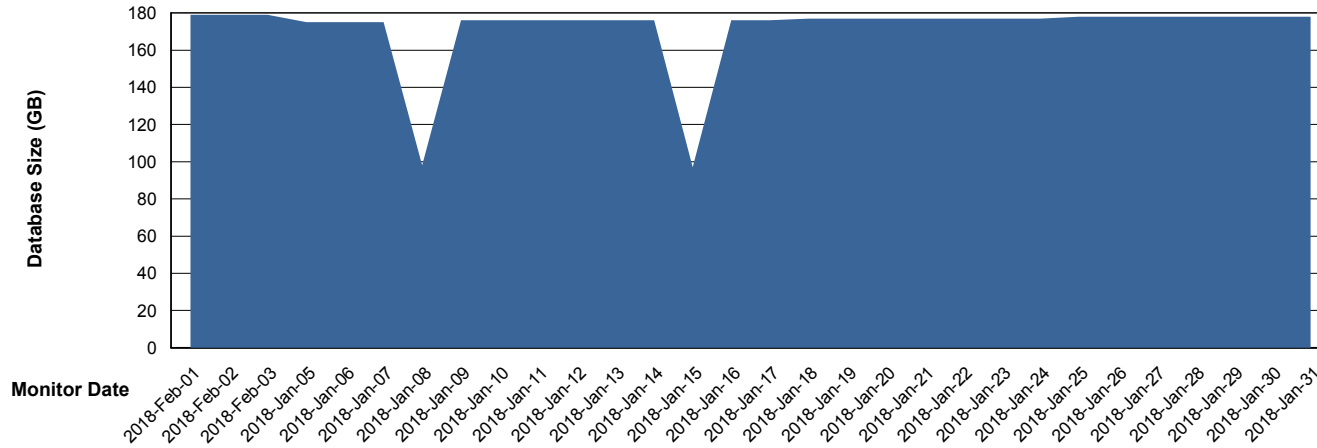
# Weekly SLA Customer Report

Customer LLG\_Production  
Database ID 53



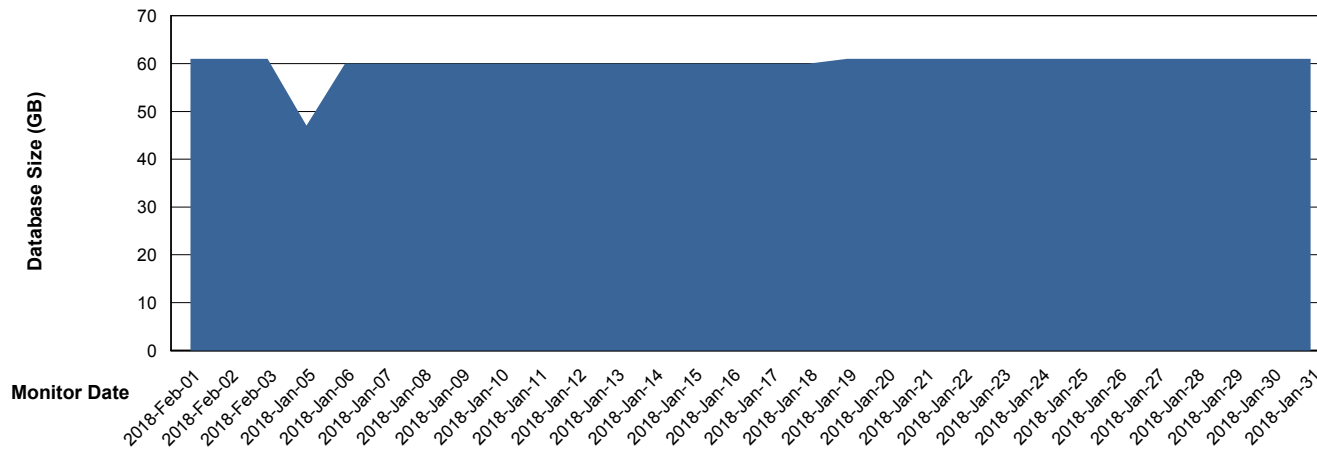
DATABASE SIZE LLGDB\_Production

### Database growth over last month



DATABASE SIZE LLGDBBI\_Production

### Database growth over last month



# Weekly SLA Customer Report

Customer LLG\_Production  
Database ID 53



Database Tablespace		LLGDB_Production		
Date	Tablespace Name	Filesize (Gb)	Usedsize (Gb)	Percentage free
03/02/2018	ABSDATA	2	80	18
	INDX	2	97	16
02/02/2018	ABSDATA	2	80	18
	INDX	2	96	17
01/02/2018	ABSDATA	2	80	18
	INDX	2	96	17
31/01/2018	ABSDATA	2	80	18
	INDX	2	96	17
30/01/2018	ABSDATA	2	80	18
	INDX	2	96	17
29/01/2018	ABSDATA	2	80	13
	INDX	2	96	14
28/01/2018	ABSDATA	2	80	13
	INDX	2	96	14

# Weekly SLA Customer Report

Customer LLG\_Production  
Database ID 53



## Database Tablespace LLGDBBI\_Production

Date	Tablespace Name	Filesize (Gb)	Usedsize (Gb)	Percentage free
03/02/2018	ABSDATA	2	30	14
	INDX	2	28	13
02/02/2018	ABSDATA	2	30	14
	INDX	2	28	13
01/02/2018	ABSDATA	2	29	17
	INDX	2	28	13
31/01/2018	ABSDATA	2	29	17
	INDX	2	28	13
30/01/2018	ABSDATA	2	29	17
	INDX	2	28	13
29/01/2018	ABSDATA	2	29	17
	INDX	2	28	13
28/01/2018	ABSDATA	2	29	17
	INDX	2	28	13

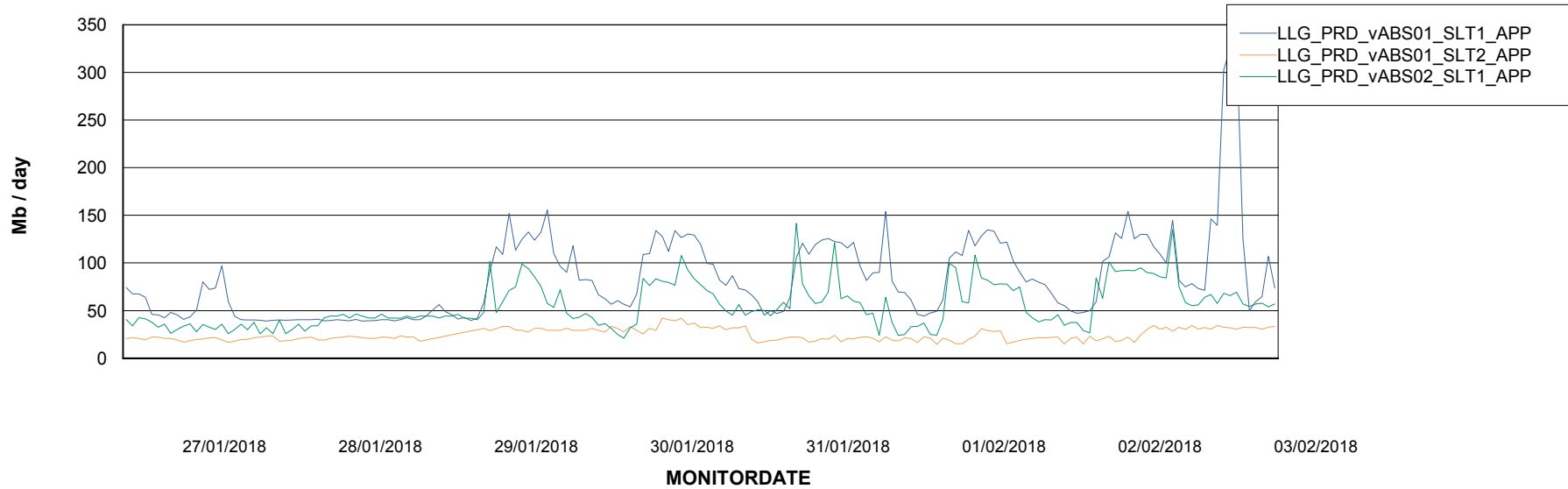
# Weekly SLA Customer Report

Customer LLG\_Production  
Database ID 53

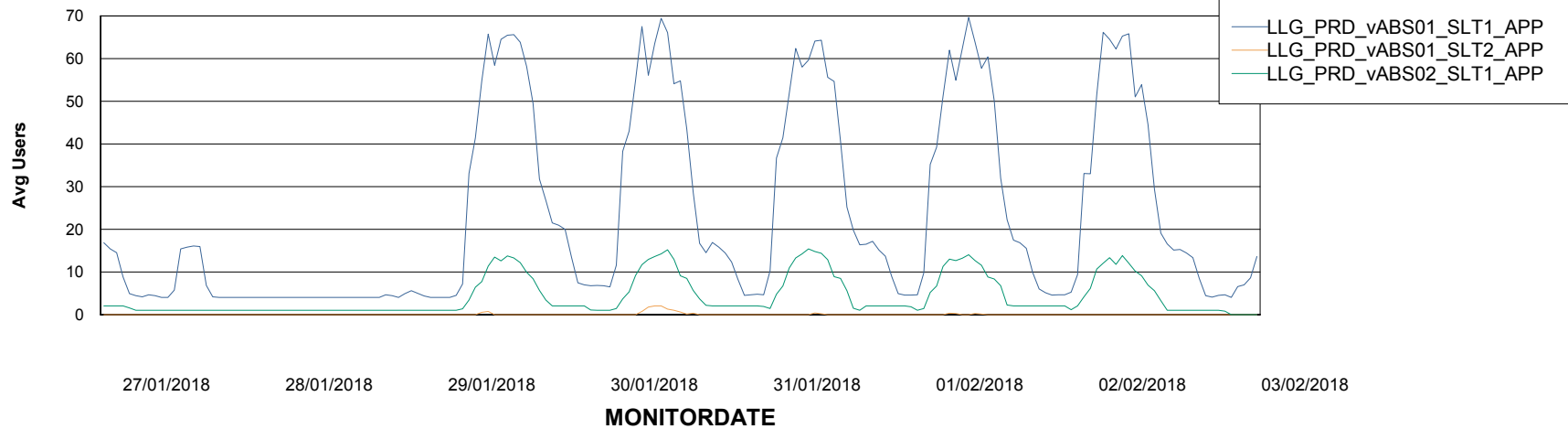


## ABSSolute Application Server Services

### Avg memory used per ABS Server Service



### Avg users per day per ABS server



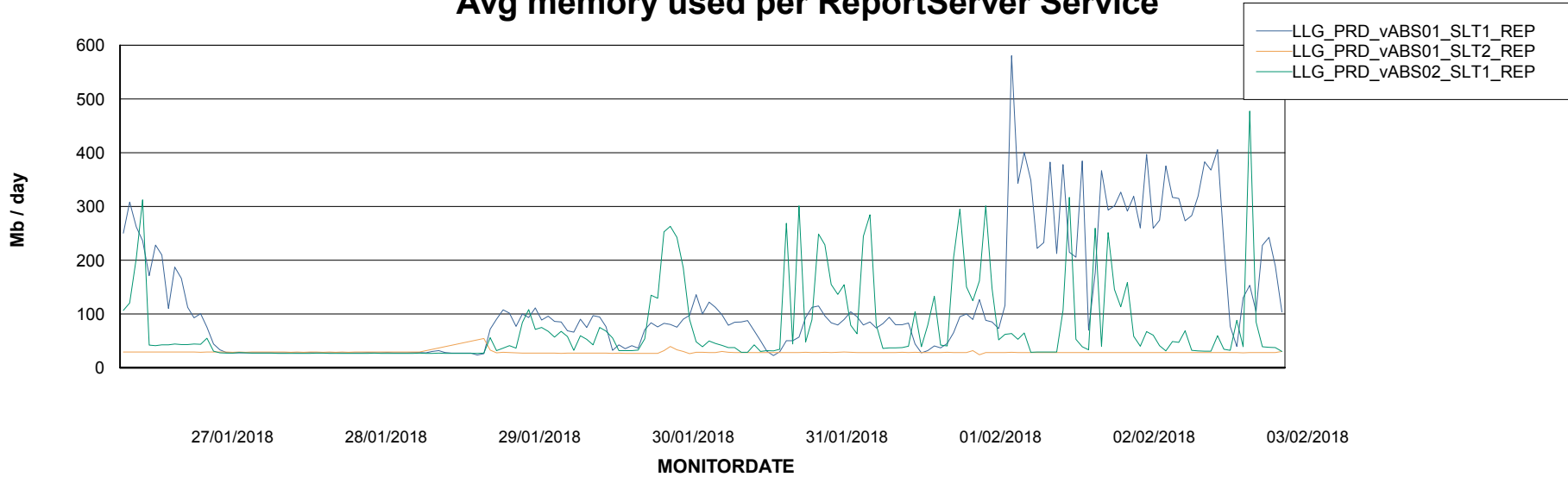
# Weekly SLA Customer Report

Customer LLG\_Production  
Database ID 53



## ABSSolute Application ReportServer Services

### Avg memory used per ReportServer Service



### Disaster per ABS component

