

Weekly SLA Customer Report

Customer DFD Production
Database ID 39



Harddisk Usage DFD_PRD_ABSAPP1

	Free disk space on c: (%)	Total disk space on c: (Gb)
03/02/2018	28	90
02/02/2018	28	90
01/02/2018	28	90
31/01/2018	28	90
30/01/2018	28	90
29/01/2018	28	90
28/01/2018	28	90

Harddisk Usage DFD_PRD_ABSAPP2

	Free disk space on c: (%)	Total disk space on c: (Gb)
03/02/2018	20	60
02/02/2018	20	60
01/02/2018	20	60
31/01/2018	20	60
30/01/2018	20	60
29/01/2018	20	60
28/01/2018	20	60

Weekly SLA Customer Report

Customer DFD Production
Database ID 39



Harddisk Usage DFD_PRD_ABSAPP3

	Free disk space on c: (%)	Total disk space on c: (Gb)
03/02/2018	35	70
02/02/2018	35	70
01/02/2018	35	70
31/01/2018	35	70
30/01/2018	35	70
29/01/2018	35	70
28/01/2018	35	70

Harddisk Usage DFD_PRD_BI1

	Free disk space on c: (%)	Total disk space on c: (Gb)	Free disk space on e: (%)	Total disk space on e: (Gb)
03/02/2018	31	50	16	130
02/02/2018	31	50	16	130
01/02/2018	31	50	22	130
31/01/2018	31	50	22	130
30/01/2018	31	50	22	130
29/01/2018	31	50	22	130
28/01/2018	31	50	22	130

Weekly SLA Customer Report

Customer DFD Production
 Database ID 39



Harddisk Usage DFD_PRD_ORACLE1

	Free disk space on c: (%)	Total disk space on c: (Gb)	Free disk space on d: (%)	Total disk space on d: (Gb)	Free disk space on e: (%)	Total disk space on e: (Gb)	Free disk space on f: (%)	Total disk space on f: (Gb)
03/02/2018	45	78	73	479	17	400	77	800
02/02/2018	45	78	73	479	17	400	77	800
01/02/2018	45	78	73	479	15	400	77	800
31/01/2018	45	78	73	479	16	400	77	800
30/01/2018	45	78	73	479	16	400	77	800
29/01/2018	45	78	73	479	16	400	77	800
28/01/2018	45	78	73	479	17	400	77	800

Harddisk Usage DFD_PRD_ORACLE2

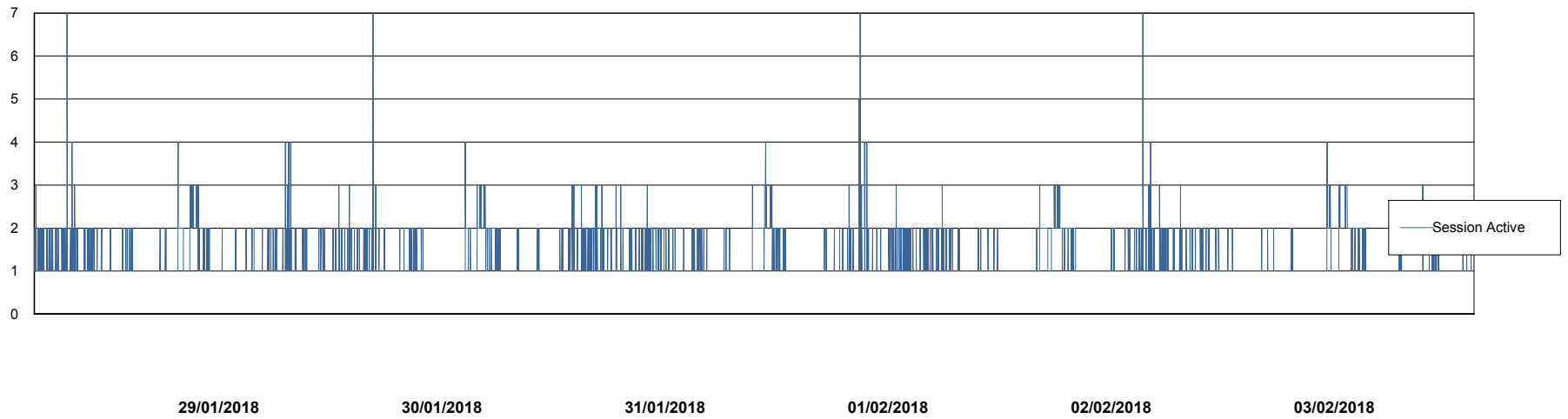
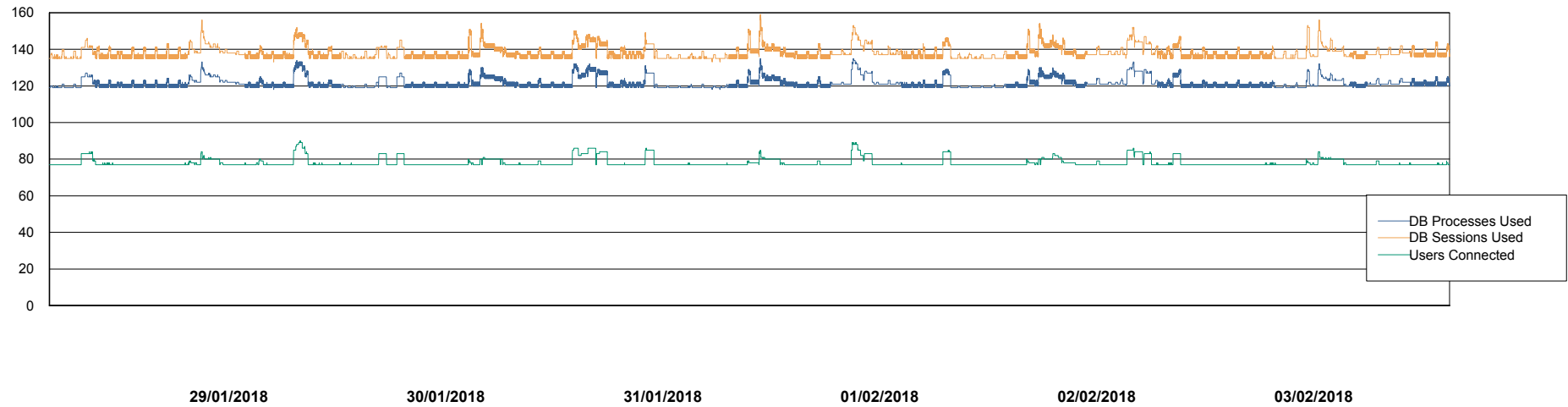
	Free disk space on c: (%)	Total disk space on c: (Gb)	Free disk space on d: (%)	Total disk space on d: (Gb)	Free disk space on e: (%)	Total disk space on e: (Gb)	Free disk space on f: (%)	Total disk space on f: (Gb)
03/02/2018	16	78	71	479	69	800	64	800
02/02/2018	16	78	71	479	69	800	64	800
01/02/2018	16	78	71	479	70	800	64	800
31/01/2018	16	78	71	479	70	800	64	800
30/01/2018	16	78	71	479	70	800	64	800
29/01/2018	16	78	71	479	70	800	64	800
28/01/2018	16	78	71	479	70	800	64	800

Weekly SLA Customer Report

Customer DFD Production
Database ID 39



Database Performance DFDDB_Production

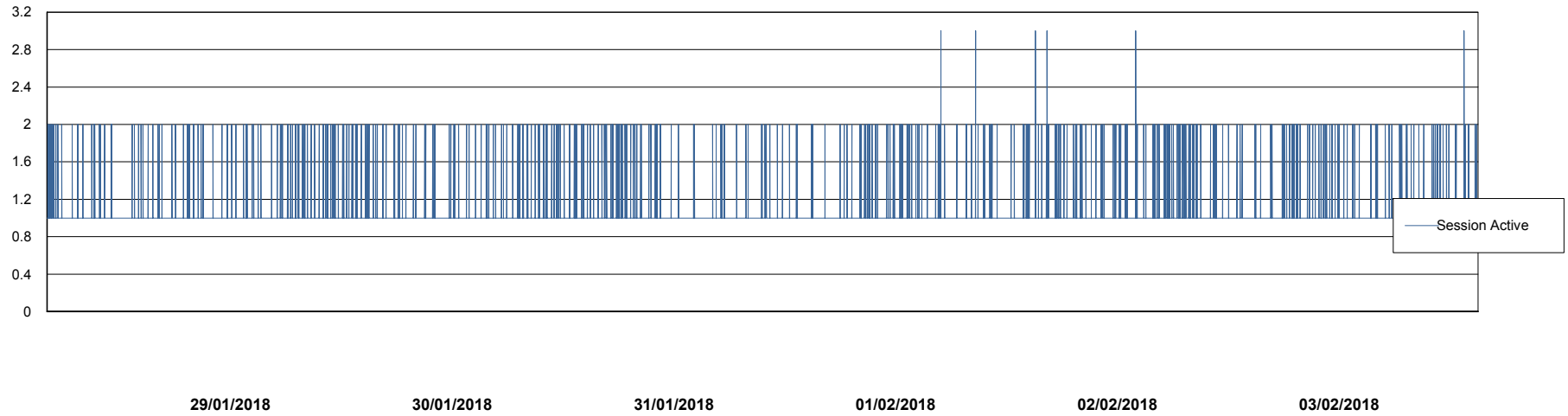
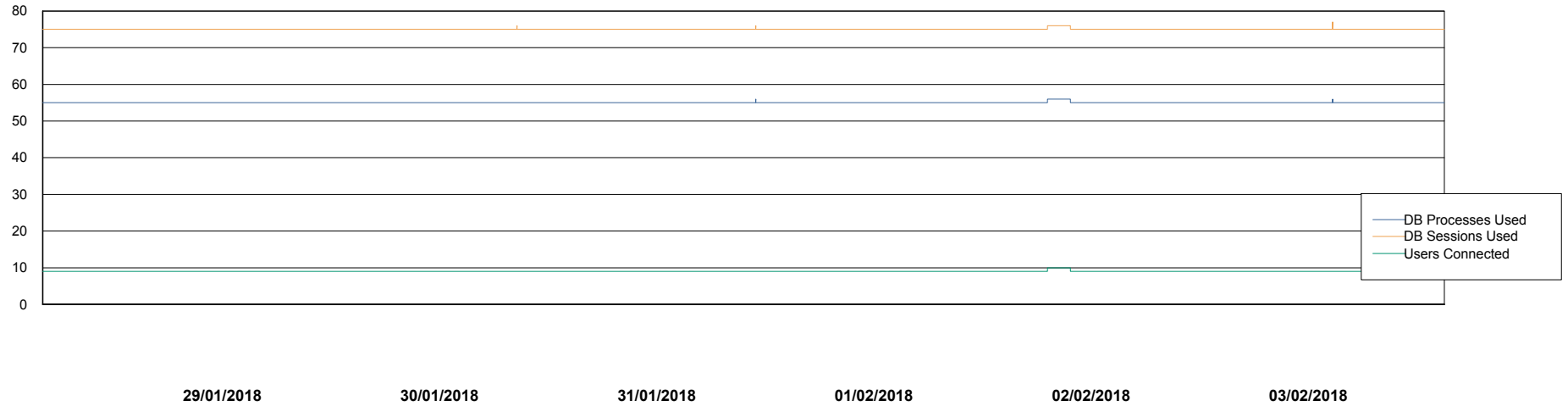


Weekly SLA Customer Report

Customer DFD Production
Database ID 39



Database Performance DFDDB_Standby

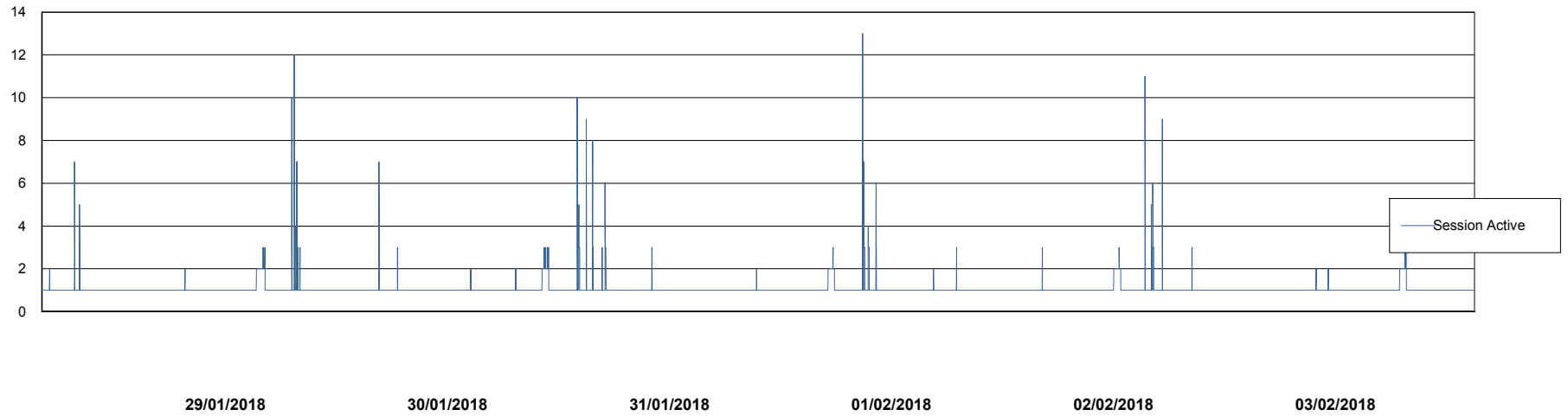
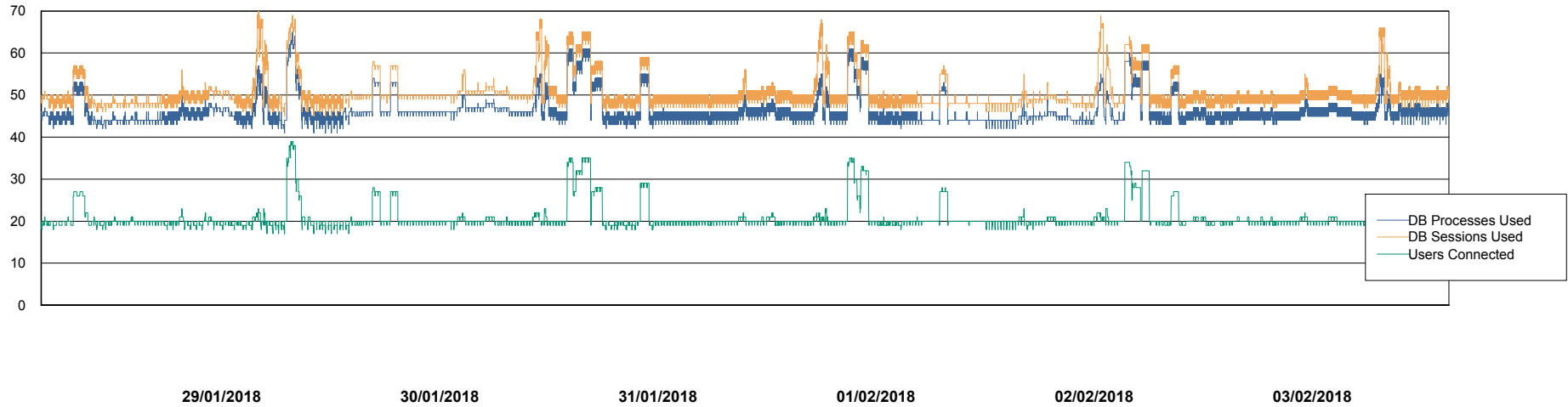


Weekly SLA Customer Report

Customer DFD Production
Database ID 39



Database Performance DFDDDBI_Production



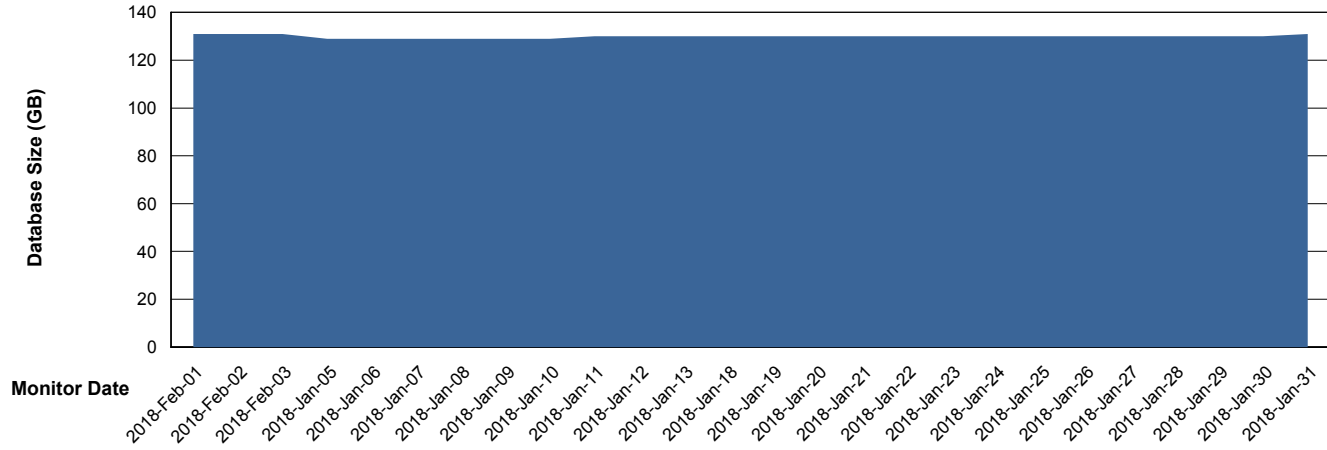
Weekly SLA Customer Report

Customer DFD Production
Database ID 39



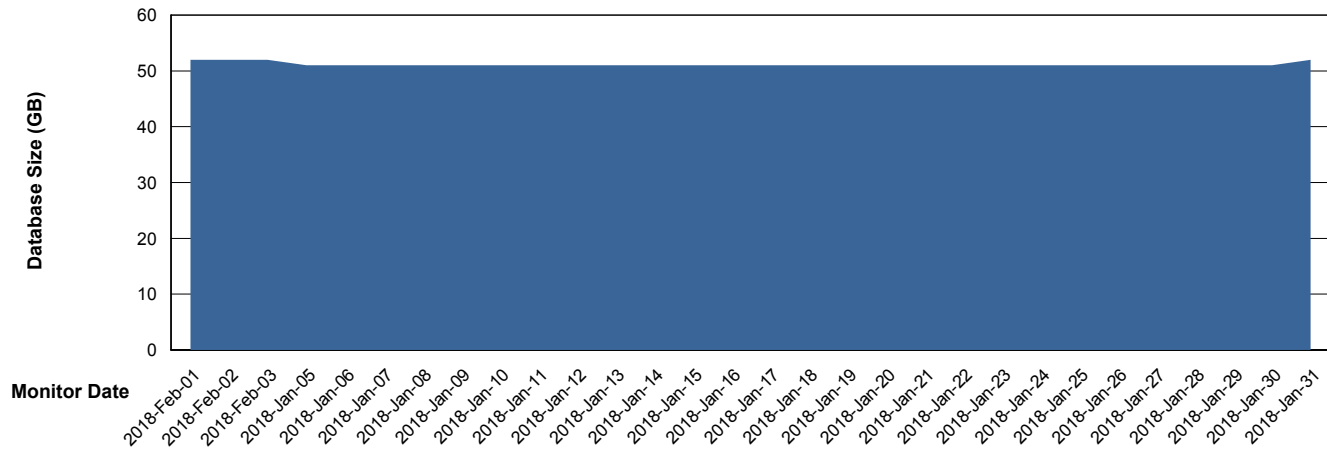
DATABASE SIZE DFDDDB_Production

Database growth over last month



DATABASE SIZE DFDDDBI_Production

Database growth over last month



Weekly SLA Customer Report

Customer DFD Production
Database ID 39



Database Tablespace		DFDDB_Production		
Date	Tablespace Name	Filesize (Gb)	Usedsize (Gb)	Percentage free
03/02/2018	ABSDATA	2	41	13
	INDX	2	88	16
02/02/2018	ABSDATA	2	41	13
	INDX	2	88	16
01/02/2018	ABSDATA	2	41	13
	INDX	2	88	16
31/01/2018	ABSDATA	2	40	15
	INDX	2	88	16
30/01/2018	ABSDATA	2	40	15
	INDX	2	88	16
29/01/2018	ABSDATA	2	40	15
	INDX	2	87	17
28/01/2018	ABSDATA	2	40	15
	INDX	2	87	17

Weekly SLA Customer Report

Customer DFD Production
Database ID 39



Database Tablespace		DFDDBBI_Production		
Date	Tablespace Name	Filesize (Gb)	Usedsize (Gb)	Percentage free
03/02/2018	ABSDATA	2	25	14
	INDX	2	23	21
02/02/2018	ABSDATA	2	25	14
	INDX	2	23	21
01/02/2018	ABSDATA	2	25	14
	INDX	2	23	21
31/01/2018	ABSDATA	2	25	14
	INDX	2	23	21
30/01/2018	ABSDATA	2	25	14
	INDX	2	23	21
29/01/2018	ABSDATA	2	25	14
	INDX	2	23	21
28/01/2018	ABSDATA	2	25	14
	INDX	2	23	21

Weekly SLA Customer Report

Customer DFD Production
Database ID 39



Standby Database Health DFD Production

Recovery lag for last 7 days



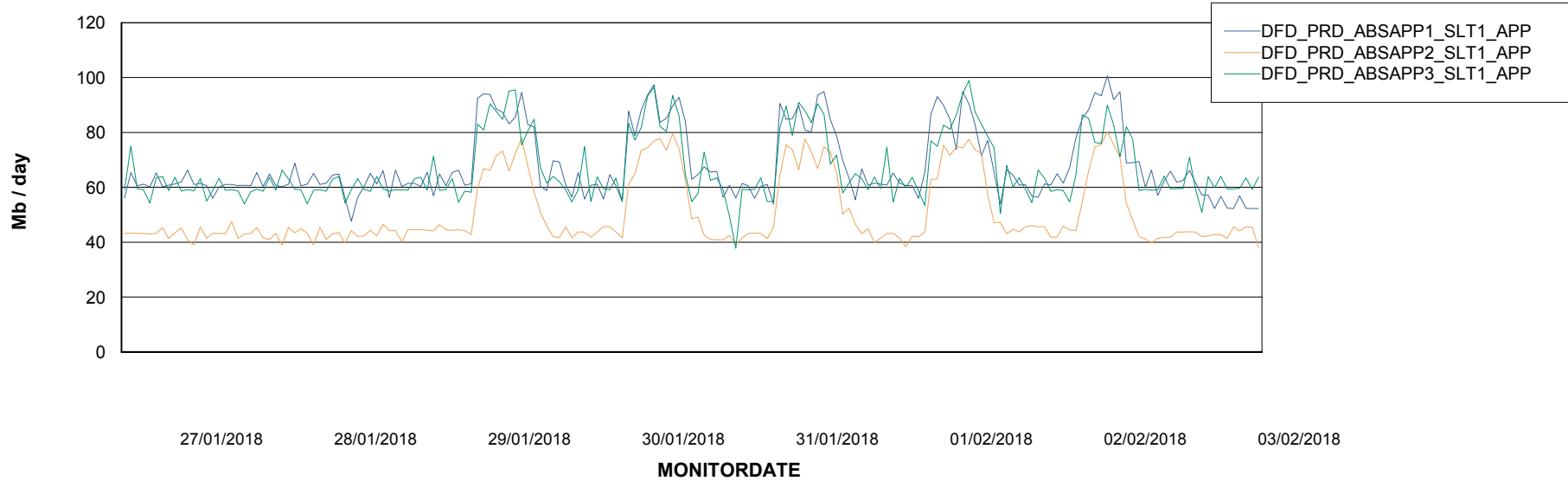
Weekly SLA Customer Report

Customer DFD Production
Database ID 39

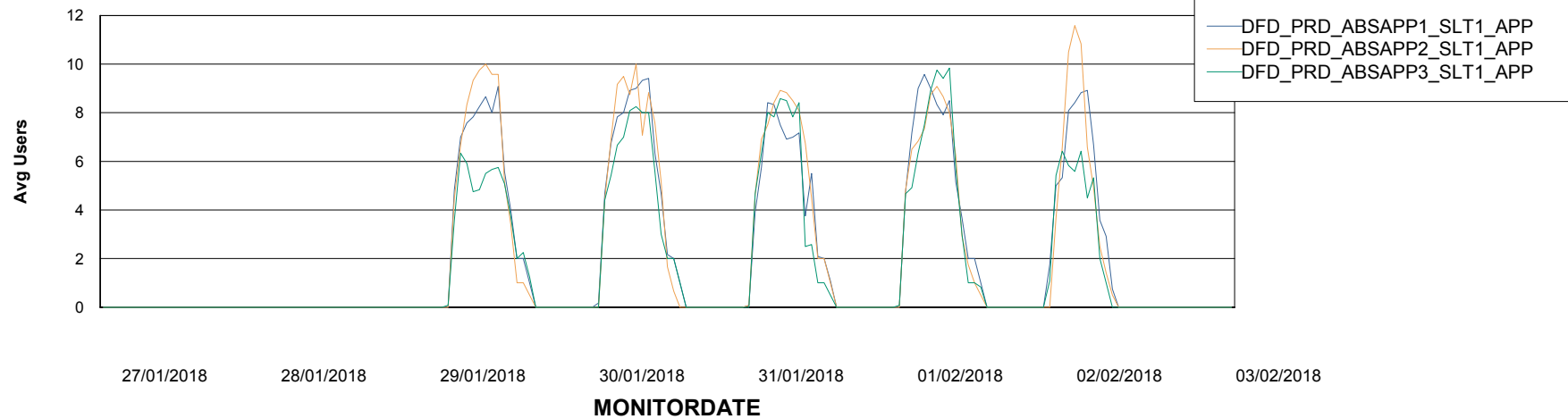


ABSSolute Application Server Services

Avg memory used per ABS Server Service



Avg users per day per ABS server



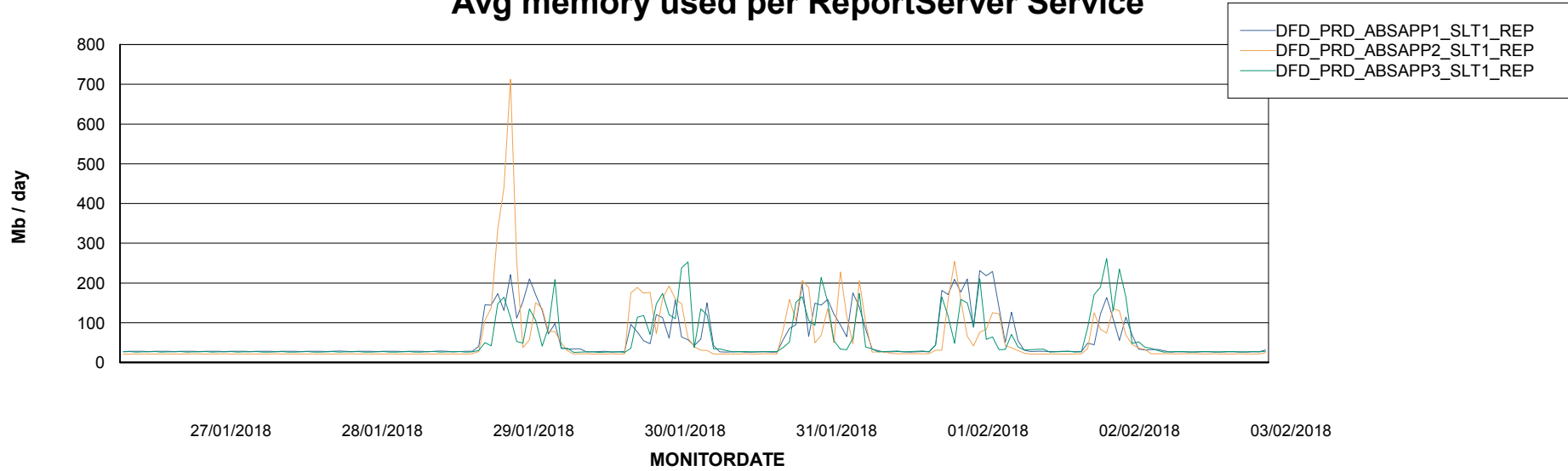
Weekly SLA Customer Report

Customer DFD Production
Database ID 39



ABSSolute Application ReportServer Services

Avg memory used per ReportServer Service



Disaster per ABS component

