

# Weekly SLA Customer Report

Customer WBL\_Production  
Database ID 40



## Harddisk Usage WBL\_PRD\_ORACLE1

	Free disk space on c: (%)	Total disk space on c: (Gb)	Free disk space on d: (%)	Total disk space on d: (Gb)	Free disk space on e: (%)	Total disk space on e: (Gb)	Free disk space on f: (%)	Total disk space on f: (Gb)
27/01/2018	73	120	79	200	93	200	92	100
26/01/2018	73	120	79	200	93	200	92	100
25/01/2018	73	120	79	200	93	200	93	100
24/01/2018	73	120	79	200	93	200	93	100
23/01/2018	73	120	79	200	93	200	93	100
22/01/2018	73	120	79	200	93	200	94	100
21/01/2018	73	120	79	200	93	200	94	100

## Harddisk Usage WBL\_PRD\_ORACLE2

	Free disk space on c: (%)	Total disk space on c: (Gb)	Free disk space on d: (%)	Total disk space on d: (Gb)	Free disk space on e: (%)	Total disk space on e: (Gb)	Free disk space on f: (%)	Total disk space on f: (Gb)
27/01/2018	74	120	90	200	89	200	95	200
26/01/2018	74	120	90	200	89	200	96	200
25/01/2018	74	120	90	200	89	200	96	200
24/01/2018	74	120	90	200	89	200	96	200
23/01/2018	74	120	90	200	89	200	96	200
22/01/2018	74	120	90	200	89	200	96	200
21/01/2018	74	120	90	200	89	200	96	200

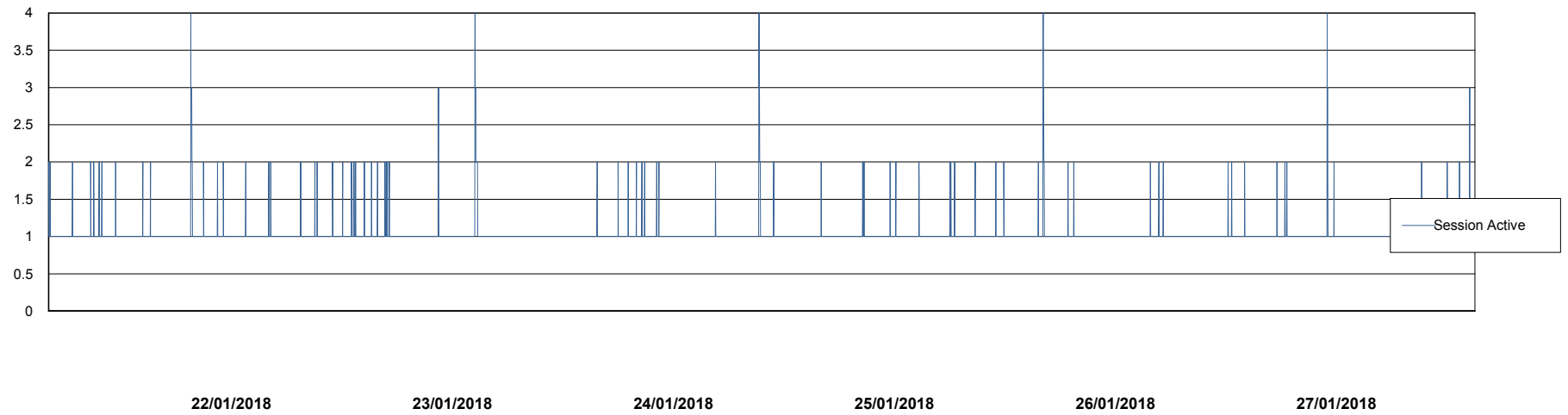
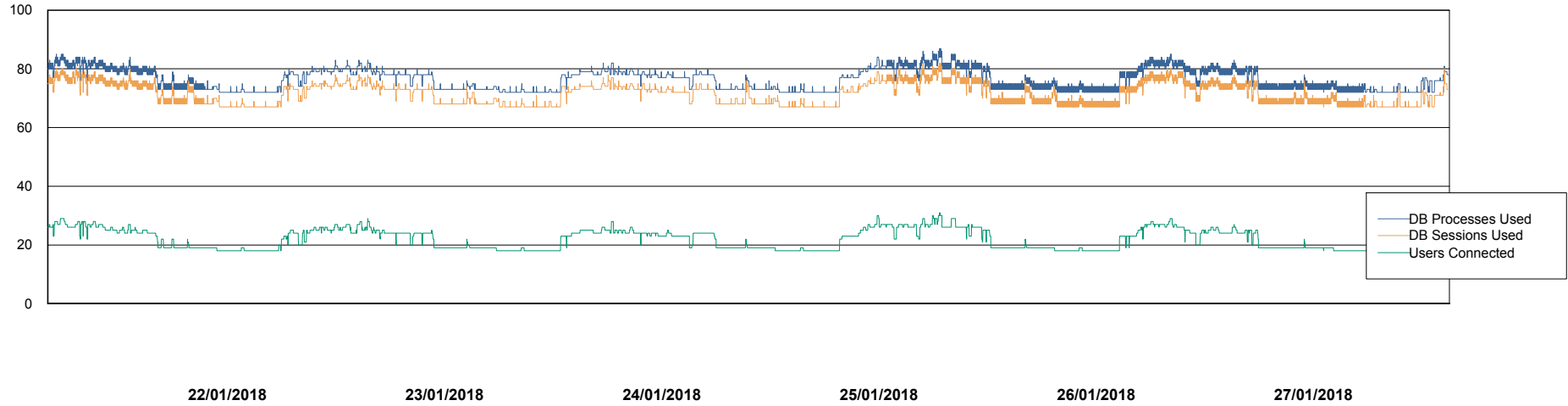
# Weekly SLA Customer Report

Customer WBL\_Production  
Database ID 40



## Database Performance WBLDB\_Production

DB Processes Max 500  
DB Sessions Max 772





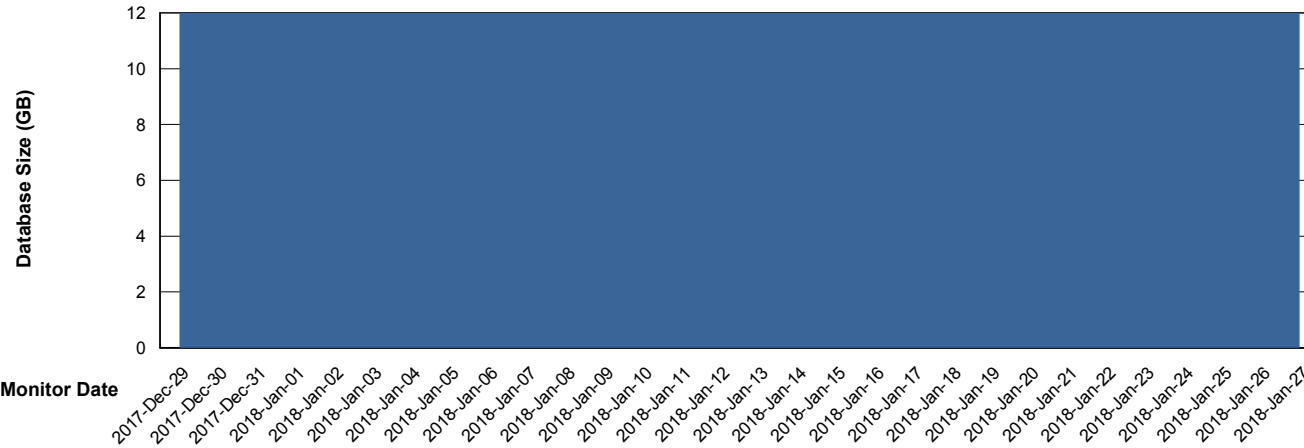
# Weekly SLA Customer Report

Customer WBL\_Production  
 Database ID 40



DATABASE SIZE WBLDB\_Production

Database growth over last month



Database Tablespace WBLDB\_Production

Date	Tablespace Name	Filesize (Gb)	Usedsize (Gb)	Percentage free
27/01/2018	ABSDATA	2	5	17
	INDX	2	6	25
26/01/2018	ABSDATA	2	5	17
	INDX	2	6	25
25/01/2018	ABSDATA	2	5	17
	INDX	2	6	25
24/01/2018	ABSDATA	2	5	17
	INDX	2	6	25
23/01/2018	ABSDATA	2	5	17
	INDX	2	6	25
22/01/2018	ABSDATA	2	5	17
	INDX	2	6	25
21/01/2018	ABSDATA	2	5	17
	INDX	2	6	25

# Weekly SLA Customer Report

Customer WBL\_Production  
Database ID 40



Standby Database Health WBL\_Production

## Recovery lag for last 7 days

