

Weekly SLA Customer Report

Customer VEN_Production
Database ID 35



Harddisk Usage VEN_PRD_ORACLE1

	Free disk space on d: (%)	Free disk space on e: (%)
27/01/2018	56	37
26/01/2018	58	39
25/01/2018	59	40
24/01/2018	60	42
23/01/2018	60	42
22/01/2018	60	42
21/01/2018	60	42

Harddisk Usage VEN_PRD_ORACLE2

	Free disk space on c: (%)	Total disk space on c: (Gb)	Free disk space on d: (%)	Total disk space on d: (Gb)	Free disk space on e: (%)	Total disk space on e: (Gb)
27/01/2018	20	0	64	0	39	0
26/01/2018	20	0	64	0	41	0
25/01/2018	20	0	65	0	42	0
24/01/2018	20	0	65	0	43	0
23/01/2018	20	0	65	0	43	0
22/01/2018	20	0	65	0	43	0
21/01/2018	20	400	65	400	43	400

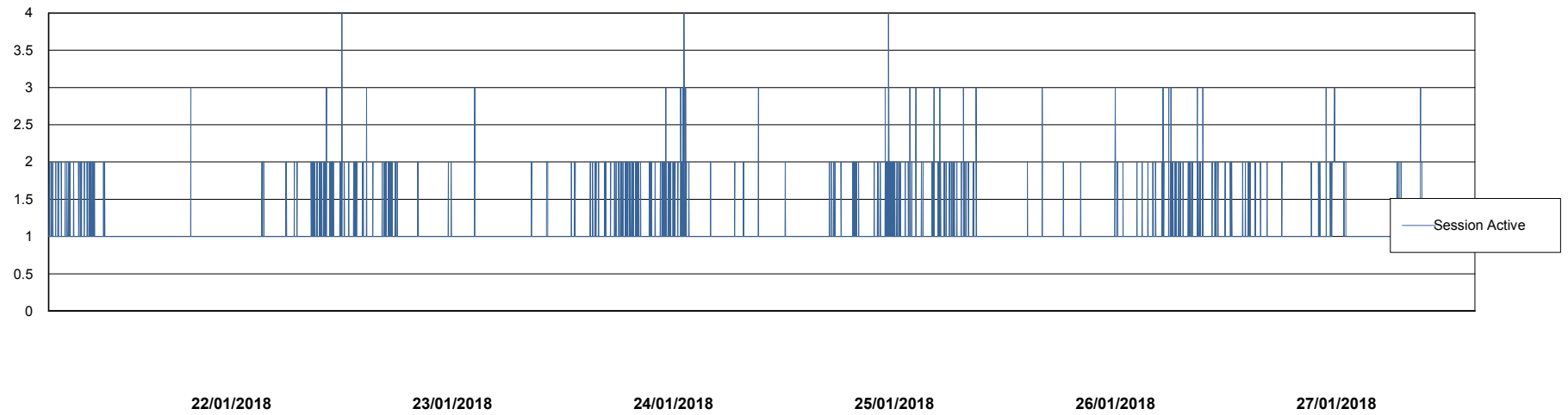
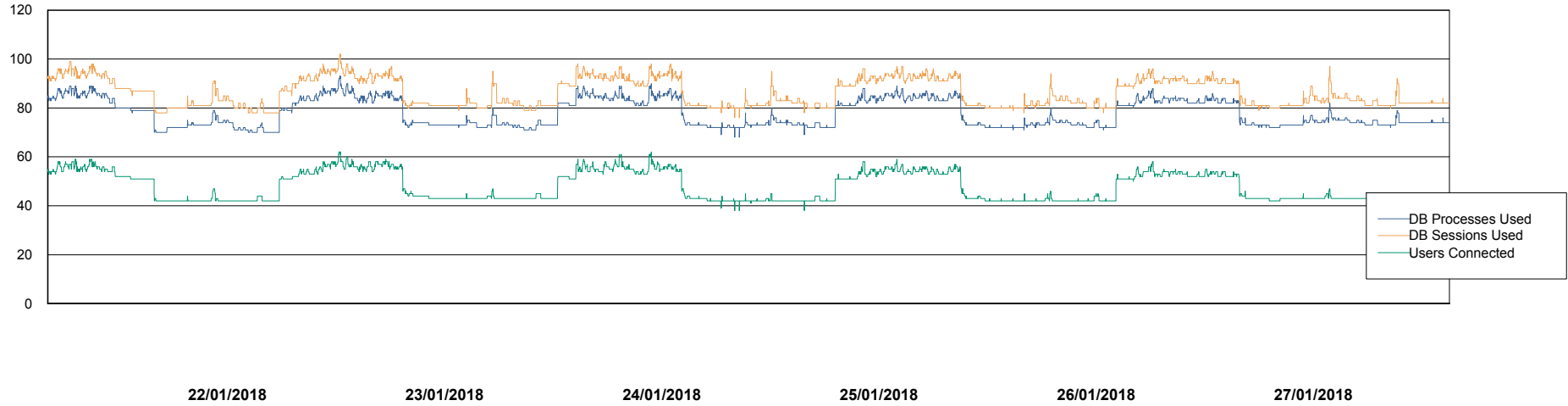
Weekly SLA Customer Report

Customer VEN_Production
Database ID 35



Database Performance VENDB_Production

DB Processes Max 500
DB Sessions Max 772



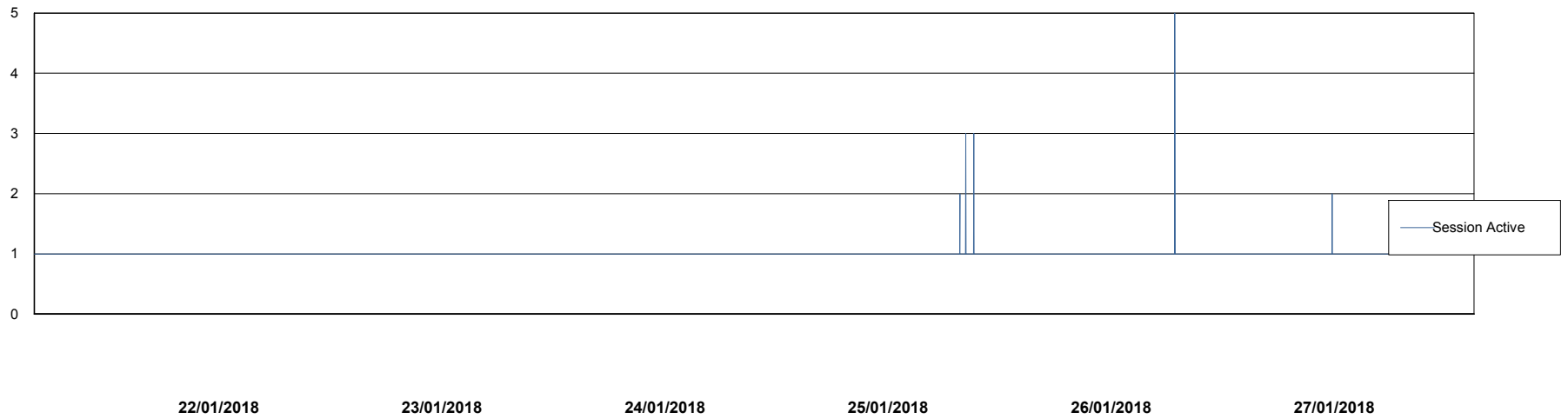
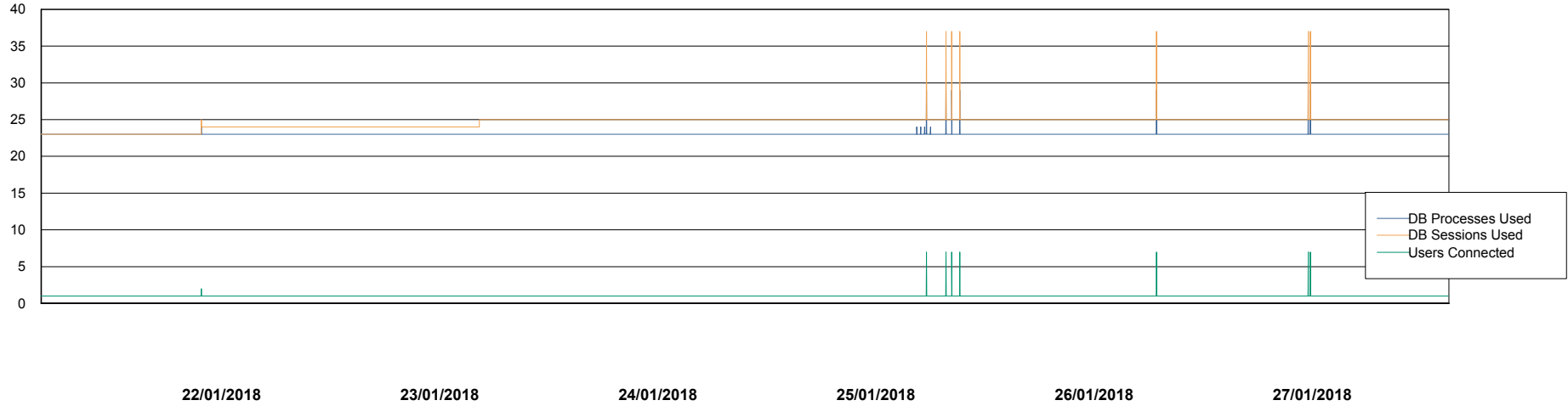
Weekly SLA Customer Report

Customer VEN_Production
Database ID 35



Database Performance VENDB_Standby

DB Processes Max 500
DB Sessions Max 772



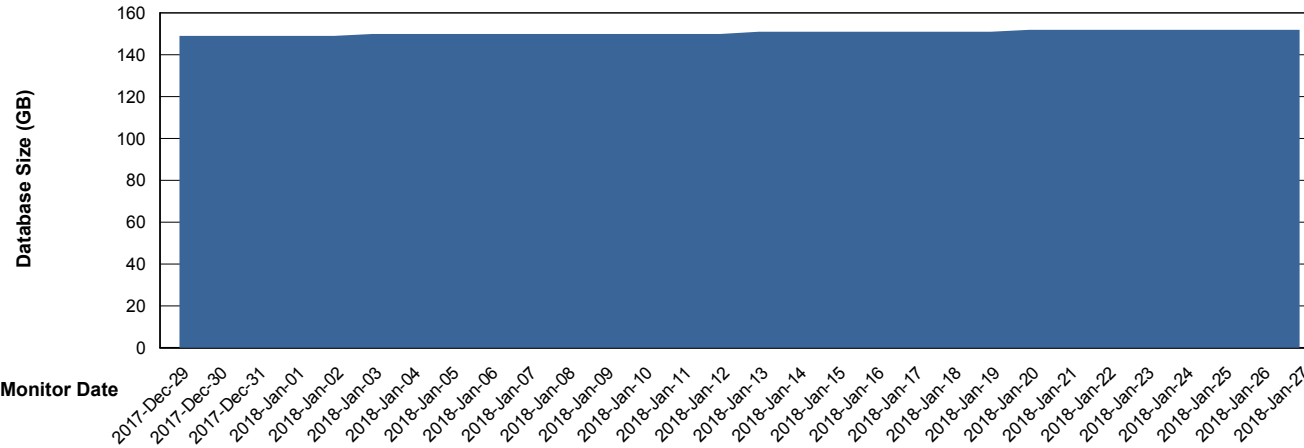
Weekly SLA Customer Report

Customer VEN_Production
 Database ID 35



DATABASE SIZE VENDB_Production

Database growth over last month



Database Tablespace VENDB_Production

Date	Tablespace Name	Filesize (Gb)	Usedsize (Gb)	Percentage free
27/01/2018	ABSDATA	2	52	19
	INDX	2	99	20
26/01/2018	ABSDATA	2	52	19
	INDX	2	99	20
25/01/2018	ABSDATA	2	52	19
	INDX	2	99	20
24/01/2018	ABSDATA	2	52	12
	INDX	2	99	14
23/01/2018	ABSDATA	2	52	12
	INDX	2	99	14
22/01/2018	ABSDATA	2	52	12
	INDX	2	99	14
21/01/2018	ABSDATA	2	52	12
	INDX	2	99	14

Weekly SLA Customer Report

Customer VEN_Production
Database ID 35



Standby Database Health VEN_Production

Recovery lag for last 7 days

