

# Weekly SLA Customer Report

Customer SPI\_Production  
Database ID 49



## Harddisk Usage SPI\_PRD\_ORACLE1

	Free disk space on c: (%)	Total disk space on c: (Gb)	Free disk space on e: (%)	Total disk space on e: (Gb)
27/01/2018	29	95	51	100
26/01/2018	29	95	51	100
25/01/2018	29	95	51	100
24/01/2018	29	95	51	100
23/01/2018	29	95	51	100
22/01/2018	29	95	51	100
21/01/2018	29	95	51	100

## Harddisk Usage SPI\_Webserver

	Free disk space on c: (%)	Total disk space on c: (Gb)	Free disk space on e: (%)	Total disk space on e: (Gb)
27/01/2018	16	60	55	80
26/01/2018	16	60	55	80
25/01/2018	16	60	55	80
24/01/2018	16	60	55	80
23/01/2018	16	60	55	80
22/01/2018	16	60	55	80
21/01/2018	16	60	55	80

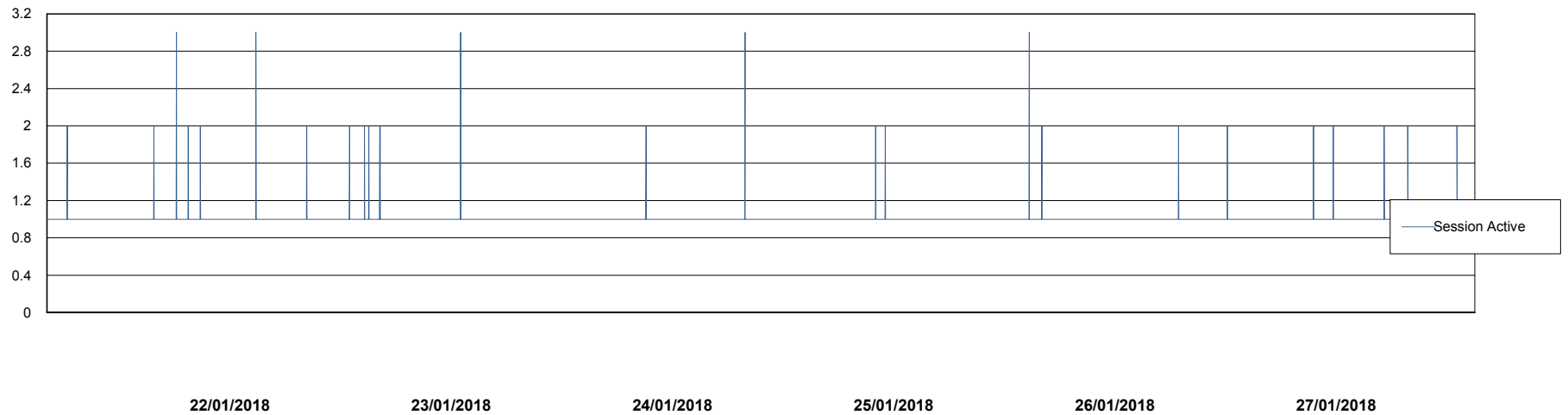
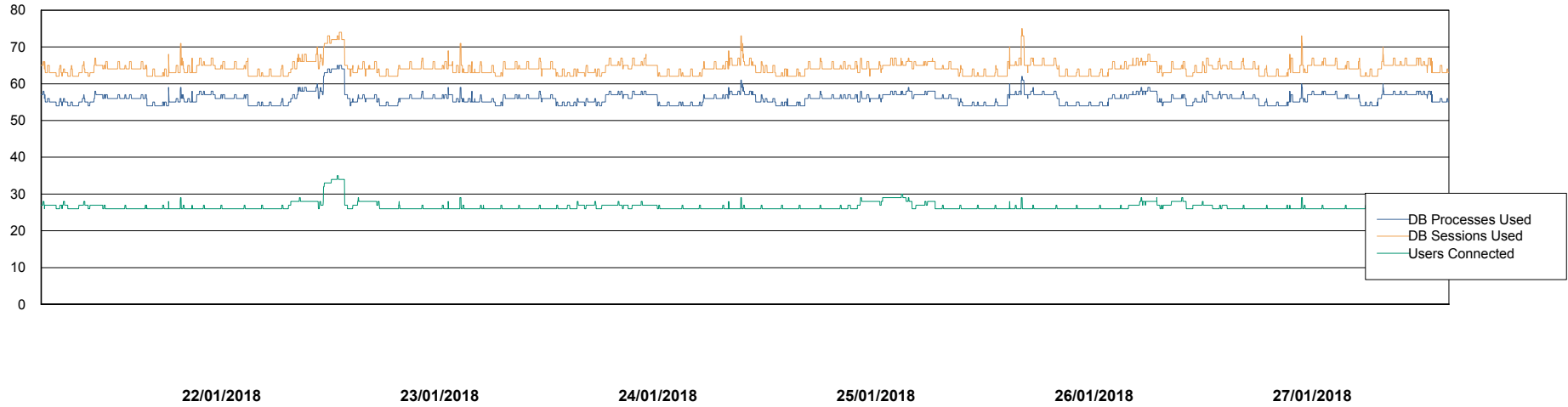
# Weekly SLA Customer Report

Customer SPI\_Production  
Database ID 49



## Database Performance SPIDB\_Production

DB Processes Max 150  
DB Sessions Max 248




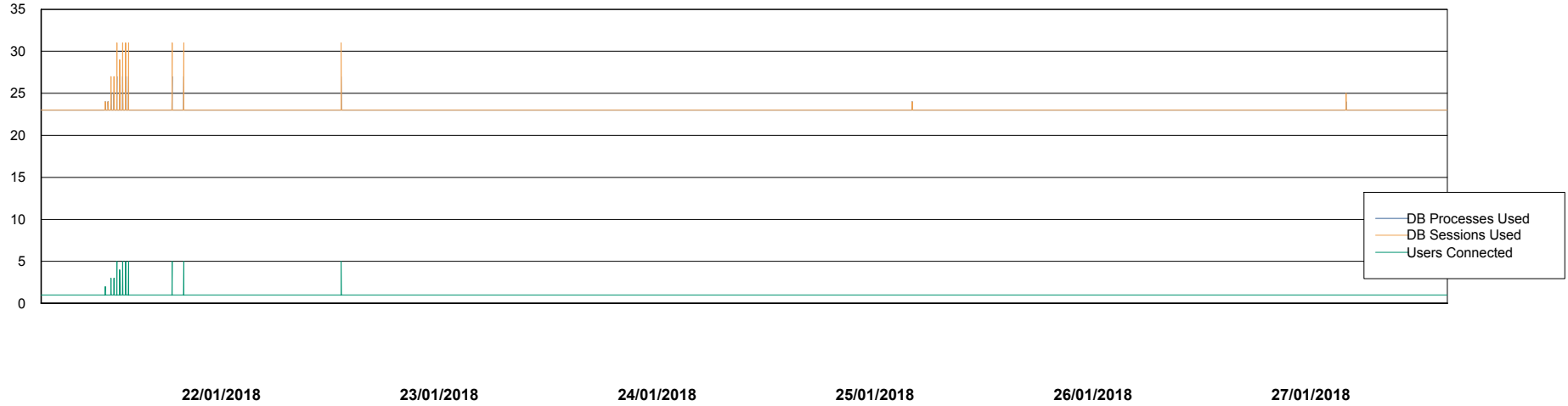
# Weekly SLA Customer Report

Customer SPI\_Production  
Database ID 49



## Database Performance SPIDB\_Standby

DB Processes Max 150  
DB Sessions Max 248



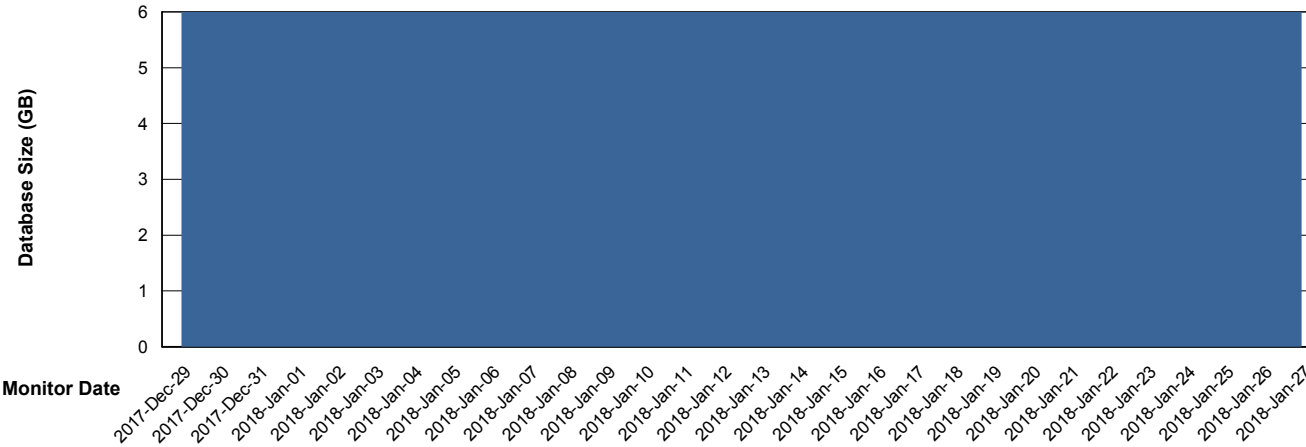
# Weekly SLA Customer Report

Customer SPI\_Production  
 Database ID 49



DATABASE SIZE SPIDB\_Production

Database growth over last month



Database Tablespace SPIDB\_Production

Date	Tablespace Name	Filesize (Gb)	Usedsize (Gb)	Percentage free
27/01/2018	ABSDATA	2	4	33
	INDX	2	4	33
26/01/2018	ABSDATA	2	4	33
	INDX	2	4	33
25/01/2018	ABSDATA	2	4	33
	INDX	2	4	33
24/01/2018	ABSDATA	2	4	33
	INDX	2	4	33
23/01/2018	ABSDATA	2	4	33
	INDX	2	4	33
22/01/2018	ABSDATA	2	4	33
	INDX	2	4	33
21/01/2018	ABSDATA	2	4	33
	INDX	2	4	33

# Weekly SLA Customer Report

---

Customer SPI\_Production  
Database ID 49

