

# Weekly SLA Customer Report

Customer PCO Production  
Database ID 44



## Harddisk Usage PCO\_PRD\_ORACLE1

	Free disk space on c: (%)	Total disk space on c: (Gb)	Free disk space on d: (%)	Total disk space on d: (Gb)
27/01/2018	61	279	23	838
26/01/2018	61	279	21	838
25/01/2018	61	279	21	838
24/01/2018	61	279	26	838
23/01/2018	61	279	29	838
22/01/2018	61	279	26	838
21/01/2018	61	279	23	838

## Harddisk Usage PCO\_PRD\_ORACLE2

	Free disk space on c: (%)	Total disk space on c: (Gb)	Free disk space on d: (%)	Total disk space on d: (Gb)
27/01/2018	76	279	25	838
26/01/2018	76	279	26	838
25/01/2018	76	279	26	838
24/01/2018	76	279	27	838
23/01/2018	76	279	27	838
22/01/2018	76	279	27	838
21/01/2018	76	279	28	838

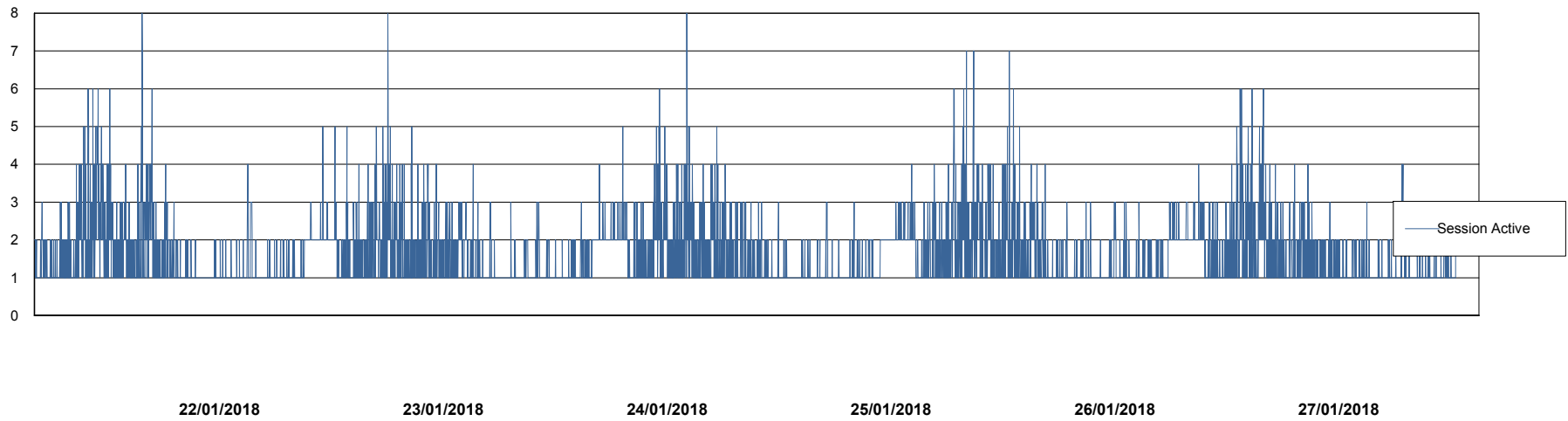
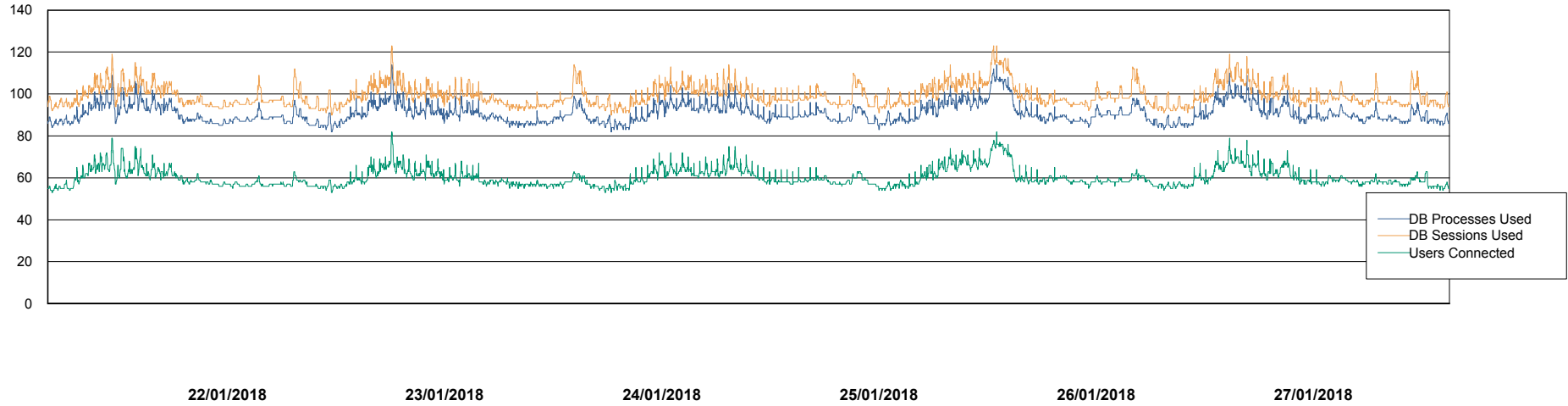
# Weekly SLA Customer Report

Customer PCO Production  
Database ID 44



## Database Performance PCODB\_Production

DB Processes Max 300  
DB Sessions Max 480



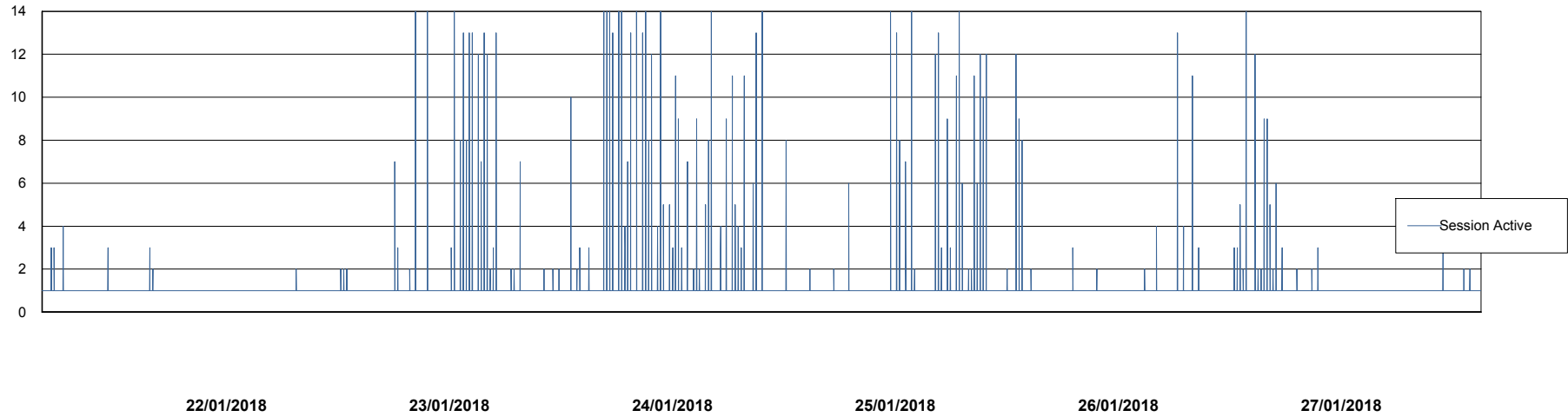
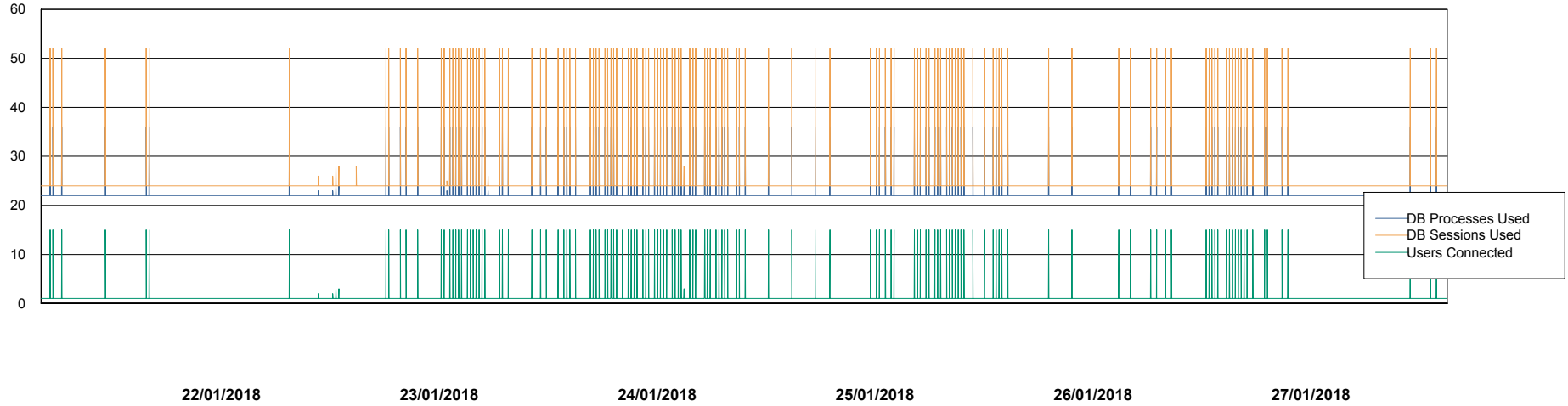
# Weekly SLA Customer Report

Customer PCO Production  
Database ID 44



## Database Performance PCODB\_Standby

DB Processes Max 520  
DB Sessions Max 804



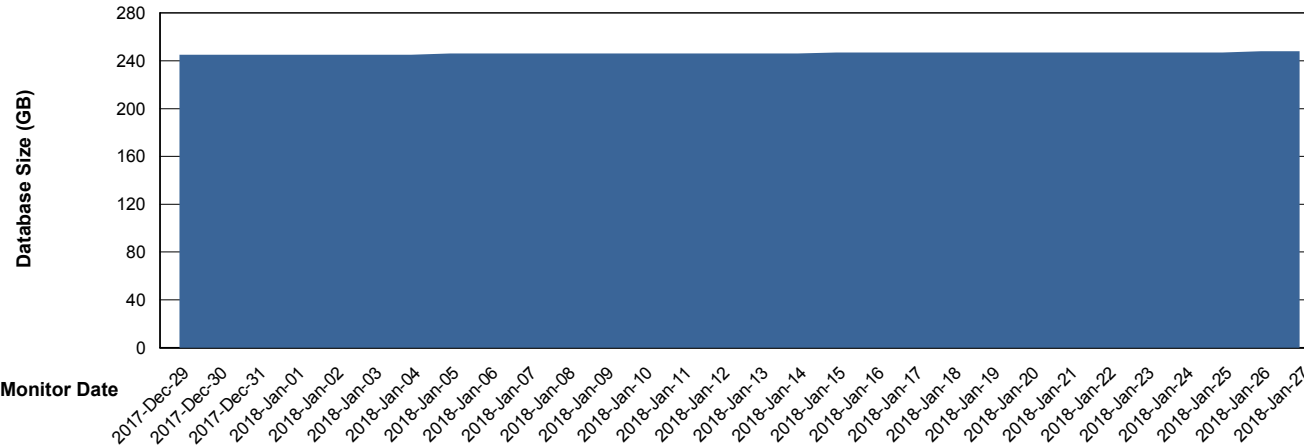
# Weekly SLA Customer Report

Customer PCO Production  
 Database ID 44



DATABASE SIZE PCODB\_Production

Database growth over last month



Database Tablespace PCODB\_Production

Date	Tablespace Name	Filesize (Gb)	Usedsize (Gb)	Percentage free
27/01/2018	ABSDATA	2	86	17
	INDX	2	160	15
26/01/2018	ABSDATA	2	86	17
	INDX	2	160	15
25/01/2018	ABSDATA	2	86	17
	INDX	2	160	15
24/01/2018	ABSDATA	2	86	17
	INDX	2	160	15
23/01/2018	ABSDATA	2	86	17
	INDX	2	160	15
22/01/2018	ABSDATA	2	86	17
	INDX	2	159	15
21/01/2018	ABSDATA	2	86	17
	INDX	2	159	15

# Weekly SLA Customer Report

Customer PCO Production  
Database ID 44



Standby Database Health      PCO Production

### Recovery lag for last 7 days

